



ANNUAL REPORT 2018-2019

OUR PAST, PRESENT AND FUTURE

After 32 years serving the community under the badge of the Skin & Cancer Foundation Inc, in October 2019, the Foundation changed its name to the **Skin Health Institute**.

As one era concludes, another commences. It is timely to reflect on the past, the present and the exciting future that is unfolding.

Celebrating a proud past.

On 24 October 1987, created by the generous donations of 36 founding member Dermatologists, the Skin & Cancer Foundation was born.

The Foundation first took up residence at St. Andrew's Place East Melbourne, in part of the old St. Andrew's Hospital. From these humble beginnings, the Foundation grew and soon moved in 1990 to Dodgshun House in Fitzroy, and three years later, in 1993, to 95 Rathdowne Street, Carlton, where it remained for 15 years. Since 2008 the Foundation has been located at 80 Drummond St. Carlton.

In this time, a great deal has been achieved.

Our clinic is an NSQHS accredited day centre with a diverse practice, over \$4m in revenue and with a record 62 Dermatologists supporting it monthly.

Our educational offerings continue to grow. The Foundation's ties with the Victorian Faculty of the Australian College of Dermatologists and our lead role in Registrar training and professional development of Dermatologists continues to strengthen and expand. We also educate and upskill GPs and other healthcare professionals in regular workshops. Our online education video library generously supported through a seed grant of \$300k from the Macquarie Foundation, continues to be a valued resource for Dermatologists and Registrars. These have been extended by our other education portals for the Online Biologics Education Portal, Maternal & Child Skin Health and the extensive education program of our Australasian Society for Cosmetic Dermatologists (ASCD).

Our research has grown, with the integration of the Occupational Dermatology Research & Education Centre, development of Australia's largest dermatology clinical trials program, establishment of the Australasian Psoriasis Registry, and the establishment of the Rotary Dermatology Research Centre. More recently joint collaborations with other institutions have been secured, including the Foundation's contribution to the MelCOR, a national melanoma clinical outcomes registry, which is funded by the annual Melbourne Melanoma March of which the Foundation is a presenting partner.



Networks and collaborations have been expanded with governments, the College, sponsors and both the University of Melbourne and Monash University.

We have supported the College's e-Health Committee and its submission to MSAC for Store and Forward Telederm benefits, developed a charter and facilitated establishment of its Mohs' Scientist and Technicians College sub-committee.

Our facility, finances and systems have been enhanced, and our debt level substantially reduced.

Good governance has seen the implementation of a new constitution, sub-committees, expanded external expertise sitting on the Board, a cyclical strategy and action plan program, succession planning, an effective risk management program and a talent development plan.

The Present

In 2018 the Board took the strategic decision to support production and implementation of a broad-based fundraising program. Whilst the Foundation is well known within the industry, it is not well known in the broader community, thus limiting its fundraising potential.

With the assistance of external experts, the Board decided to establish a more unique name and a brand capable of supporting the planned fundraising campaign.

This plan is well advanced.

The name Skin Health Institute was chosen, and with it comes a new visual identity, one that more accurately reflects who we are and what we do.

Finally, based on advanced succession planning, to take us into the next stage, we have a new CEO leading the Institute. We will continue to roll out the re-brand, fundraising and other programs set out in the Institute's three-year strategy and annual Action Plans, to improve and grow sustainability.

Together, the Board, Foundation members and staff, supported by sponsors and the community, have made the Institute innovative, decisive, focussed and determined to continually achieve.

The Future

The Fundraising committee has produced a comprehensive plan to implement over a three-year period, designed to secure a substantial capital sum, and to ensure annual fundraising support.

In October 2019, our new CEO commenced, following the 10-year period capably overseen by Executive Director and Foundation Board member, Mr Chris Arnold AM. Planned succession will also see a small number of changes to the Board membership at the AGM in November 2019.

An exciting array of plans and projects are on the books, of which some will be supported through our fundraising campaign. We hope to develop a purpose-built Conference and Education Centre, grow our Mohs' surgical facility and increase training and expand our Education Department.

CONTENTS



SPECIALIST
TREATMENT
EDUCATION &
RESEARCH

This is the last Annual Report of the Skin & Cancer Foundation Inc.

The Foundation changed its name to the Skin Health Institute in October 2019 – following the period covered by this Annual Report. The new brand was chosen by our members to more accurately reflect who we are, and what we do.

During the last 32 years, we have grown to become an internationally recognised centre of excellence in dermatology providing specialised treatment, education and research operations - all integrated under the one roof, as depicted in our new logo.

As you will see in this Annual Report, we are firmly focussed on all aspects of skin health. Our specialist care, diagnostic and treatment services improve patients' lives. We are training the next generation of dermatologists and are conducting research trialling new drugs to treat many complex skin conditions.

We are now looking to the future to expand and develop our integrated specialist treatment, education and research services. To do this we must generate new income streams and funding support.

We hope that through this brand change we will generate greater recognition as the leaders in skin health, increase public awareness and attract the attention of donors, trusts, philanthropic organisations, industry and Government for funding support.

OUR VALUES

INNOVATION

EXCELLENCE

COMPASSION

OUR PAST, PRESENT AND FUTURE	2
PRESIDENT'S REPORT	4
EXECUTIVE DIRECTOR'S REPORT	6
REPRESENTATIVES	8
CAROLINE MULCAHY, CEO	9
TREATMENT	10
NATIONAL HEALTHY SKIN AWARDS.....	12
CONSULTANTS	14
THE AUSTRALASIAN PSORIASIS REGISTRY (APR).....	15
EDUCATION	16
SUB-SPECIALTY CLINICS AT THE SKIN HEALTH INSTITUTE	20
ASSOCIATE PROFESSOR STEPHEN GILMORE	21
RESEARCH	22
OCCUPATIONAL DERMATOLOGY RESEARCH AND EDUCATION CENTRE (ODREC).....	24
AUSTRALASIAN SOCIETY OF COSMETIC DERMATOLOGISTS.....	26
RESEARCH PUBLICATIONS AND PRESENTATIONS	26
FINANCIAL COMPARATIVE STATISTICS	30
STATEMENT OF FINANCIAL PERFORMANCE.....	31
STATEMENT OF FINANCIAL POSITION	32
FINANCIAL VISUAL DIAGRAMS	33
FINANCIAL COMMENTARY.....	34
SPONSORS AND SUPPORTERS.....	35

PRESIDENT'S REPORT

I am proud to provide a summary overview of the important contribution the Foundation has made to skin health in the community, and on the broader national and international stage. Our impact on skin health has been significant and 2018/2019 has been an exceptional year.

The Board has been keenly focussed on planning for the continued long-term sustainability of the Foundation. This has involved analysing, with expert assistance, what the Foundation needs to do to increase its awareness and financial support from the community.

The Board have invested in fundraising to develop a clear strategy and plan. The result identified the need to re-brand with a name and associated collateral designed to differentiate the Foundation more clearly from others and use this as a base for a major three-year fundraising program.

By the time this Report is published, the Foundation will be operating under its new name, the Skin Health Institute.

The Board has also identified several major projects to be funded over the next few years, including a major conference and education centre.

My thanks to the Board members, Foundation members and staff for their active engagement in these important developments.

An important element of sustainability is succession planning for key roles in the Foundation. It is wonderful to see a number of newer Consultants joining Foundation clinics, supporting education activities and engaged in research.

At this year's AGM there will be three long-term board members who will leave the Board as part of planned turnover: myself, founding member Dr Michael Rich and our Executive Director, Chris Arnold. There are several potential new Board members who will capably take our places. This is a sign of a healthy Foundation, with good governance in place.

After 10 years of service, Executive Director, Chris Arnold AM has retired from his role this year. He had signalled his intention to depart some 18 months ago, giving the Board ample time to put in place a recruitment and orientation program for the new incoming CEO, Caroline Mulcahy, who has formally taken on the role in October.





We take this opportunity to thank Chris for his leadership and substantial contribution to the Foundation's strategy and growth during the past 10 years.

During the year under review, we have expanded our surgical activity, creating additional experience for Registrars and trainees and providing valued patient care to the community.

In education, the Foundation has introduced a new Junior Skin School program for first and second year Registrars, to tailor sessions more closely to the needs of newer trainees. We have also increased GP education sessions and commenced work with the Royal Australasian College of General Practitioners to assist in its review of their dermatology post registration certificate course.

The Foundation is proud to have launched a national Maternal & Child Health Skin Health Resource, with a grant from Johnson & Johnson Pacific. This resource will assist hospitals, GPs, pharmacists, maternal and child health clinics and nurses. Some 26 conditions are covered, with extensive contributions from 24 Victorian Foundation Dermatologist members.

In research, there have been several significant advances, including an increase in the funding of Research Fellows, the hosting of the Australasian Psoriasis Registry by BioGrid Australia (currently being implemented) and participation in several major Australian dermatology collaborative research projects.

The Foundation has also been selected as a site to receive a new Vectra 3D body imaging machine and will participate in a National Melanoma Research Project.

Between 2016 and 2018, the national Melanoma Marches produced a combined net surplus of \$1.2 million. This funding has been applied to create a national Melanoma registry, with the pilot registry currently being constructed by Monash University. The project is led by a five-person Executive, including Chris Arnold, and 36 organisations are participating. This resource will be a valuable tool for clinicians and researchers.

This will be my last report as President. It has been an honour and a privilege to have served in this role and as member of the Board.

My thanks to my fellow Board members, and to Kathryn Watt, the external chair of our Governance Committee, who also capably led the search for our new CEO.

Thank you to the Foundation's Dermatologists for their strong support. Currently 65 Dermatologists support Foundation clinics every month, together with 8 Plastic Surgeons, a Psychiatrist, Psychologist, Oral Mucosal Specialist and Podiatrist. The extensive support provided to the Foundation's education and research programs by Foundation dermatologists is also gratefully acknowledged.

The dedicated management and staff of the Foundation continue to provide outstanding support and service. Many are now long-serving members of the team and contribute so much to the life of the Foundation. We acknowledge their valued role.

I commend readers to the list of sponsors and supporters at the end of this Annual Report. We are grateful for their valued support and ongoing engagement with the Foundation.

Dr Mei Tam
President

EXECUTIVE DIRECTOR'S REPORT



In my experience, this Foundation is unique. What other group of medical specialists has come together to support and sustain a not-for-profit organisation delivering treatment, education and research?

Currently we have 65 consultants working across 27 clinics, we actively teach and train registrars and provide ongoing professional development for GPs, nurses and healthcare workers. We house the largest dermatology clinical trials team in Australia, lead in occupational dermatology & psoriasis treatment and contribute significantly to global dermatology research, as well as conducting a vigorous national community skin health education program. As a Victorian-based medical members' group, our achievements are impressive, our reach is wide and our medical expertise has real impact on improving patient lives.

For nearly 10 years, it has been my privilege to work with the Foundation's Board, Foundation members, staff and supporters as Executive Director and as a Board member. The time has passed quickly, yet I feel I have been part of the Foundation for a very long time.

So much has been done by the Foundation team to make it Australia's leading dermatology and skin health organisation, with such diversity all under the one roof. Yet sustainability dictates that we continue to plan, provide service and look to the future. Therefore, the last year has been of considerable importance to the Foundation; to set a future direction to differentiate itself and grow resourcing to support its essential work for the future. The President has outlined how this will be pursued.

Last year, the Foundation registered a \$348K surplus. Net costs associated with the re-brand and the fundraising program amounted to \$55K. These costs are included in the surplus, making the underlying operational position for the year a very strong \$404K. Revenue across all areas of the Foundation increased to contribute to this result. See Financial report.

The Foundation's diverse clinical offerings continue to increase the breadth of our outstanding patient care. This is reflected in regular patient feedback surveys.

One example has been the recent establishment of the Genodermatosis (Genetics) Clinic by Professor Ingrid Winship, who I originally met whilst on the international Board of the Human Variome Project. This Clinic is making quite extraordinary contributions with the discovery of familial cancer syndromes, which frequently emerge as skin health problems. The other valuable contribution is that the Clinic has become a forum for teaching and learning for registrars and consultants. See more under Education in this Report.



The growth in surgery, including Advanced Surgery and Mohs' micrographic Surgery has been valuable for patients and provided expanded experience opportunities for Registrars. Our Mohs' Laboratory is looking to become NATA accredited within the next 12 months. We are the first Mohs' centre in Australia to participate in the International accredited UK NEQAS for external quality assurance to ensure we are producing the highest standard of Mohs' testing and diagnosis.

Congratulations to Clinical Operations Manager Jane English and her team for leading the successful NSQHS re-accreditation of our facility. Special mention was made in relation to our governance and community engagement. This year the Foundation has expanded its patient feedback/consultation meetings. It continues to provide a number of sessions for patient groups where both clinicians and patients meet to discuss selected dermatology conditions.

Next year, the Foundation has plans to pilot a Burns Scar Revision Clinic. Dr Patrick Mahar will conduct the Clinic with support from a Eddington Fellowship from the Foundation, and Associate Professor Greg Goodman, Chief of Surgery. Most patients will come from the Alfred Hospital's Burns Unit and we thank the Head of the Unit, Plastic Surgeon, Ms Heather Cleland for her advice and support.

As part of the Foundation's fundraising program, we hope to raise sufficient funds to buy the laser outright at the conclusion of this pilot.

Associate Professor Alvin Chong, our Director of Education, has been active in expanding the Foundation's education offerings this year, through the introduction of Junior Skin Schools, tailored specifically for first and second year Registrars and expanding the range and number of GP dermatology workshops. Associate Professor Chong has plans for further expansion of our education programs for next year.

Thank you to Peter Monaghan, Director of Corporate Affairs, and the Corporate Affairs team for the organisation of the Foundation's Update Meetings, Skin Schools and GP workshops, which continue to be very well supported. The Foundation's online library of seminar material is available and utilised by Dermatologists and trainees across Australia and New

Zealand. These are complemented by recently introduced online resources including the Online Biologics Education Portal and the Maternal & Child Skin Health Resource.

The President has also alluded to the expansion of funding and activity in research at the Foundation. Collaboration is an added feature this year, with the Foundation participating in a number of national projects.

The Board is very conscious that Foundation plans reflect the support and growth across all elements of the Foundations work: treatment, education and research.

This is my last report as Executive Director. I will retire from the Foundation in October to continue with part-time consulting with my wife, Margot.

I could take up several pages reflecting upon my time at the Foundation, but there are other more appropriate venues to do so later.

I do wish to say that I have very much enjoyed my role and have the greatest admiration for the Board, members, supporters and staff of this unique organisation. My thanks to all of you for your support, diligence and the commitment with which you support the Foundation.

Over the past 10 years, I hope I have made some contribution and wish my successor, Caroline Mulcahy every best wish as the new CEO.

Chris Arnold
Executive Director

REPRESENTATIVES

PATRON

H.E. the Governor, the Hon. Linda Dessau AC

BOARD MEMBERS

Dr Mei Tam, *President*

Associate Professor Rosemary Nixon AM, *Vice-President*

Dr Edward Upjohn, *Vice-President*

Mr Chris Arnold AM, *Executive Director*

Associate Professor Chris Baker

Associate Professor Peter Foley

Ms Danielle Huntersmith

Associate Professor Victoria Mar

Mr Miklos Pohl

Mr Jim Power

Dr Michael Rich

Ms Margie Stewart

Associate Professor Greg Goodman, *Chief of Surgery*

Advisor/Attendees

SUB-COMMITTEES

Australasian Society of Cosmetic Dermatology (ASCD)- Foundation representatives

Associate Professor Greg Goodman, *Chair*

Dr Michael Rich

Mr Chris Arnold AM

Note: The ASCD Advisory Board comprises 14 Australian and New Zealand dermatologists

Governance

Ms Kathryn Watt, *Chair*

Mr Chris Arnold AM

Associate Professor Chris Baker

Ms Danielle Huntersmith

Finance, Audit, and Risk Management

Mr Jim Power, *Chair*

Mr Chris Arnold AM

Dr Michael Rich

Dr Mei Tam

Melbourne Skin Pathology

Mr Chris Arnold AM

Associate Professor Chris Baker

Associate Professor Peter Foley

Dr Sant Khan

Mr Rob Morgan

Dr Rod O'Keefe

Mr David Pinkus

Dr Michael Rich

Quality and Credentialing Committee

Dr Mei Tam, *Chair*

Mr Chris Arnold AM

Mr Simon Cumming

Dr Shobha Joseph

Ms Jane English

Dr Tim Rutherford

Dr Angela Webb

EXECUTIVE TEAM

Mr Chris Arnold AM, *Executive Director*

Associate Professor Alvin Chong, *Director, Education*

Associate Professor Peter Foley, *Research Director*

Associate Professor Greg Goodman, *Chief of Surgery*

Dr Rod O'Keefe, *Director, Pathology*

Dr Peter Sinclair, *Medical Director*

MANAGEMENT

Mr Chris Arnold AM, *Executive Director*

Ms Catherine Bennett, *Deputy Clinical Operations Manager*

Ms Sarah Chivers, *Clinical Trials Manager*

Mr Simon Cumming, *Data Manager*

Ms Jane English, *Clinical Operations Manager*

Mr Damien Harley, *Information Technology Manager*

Mr Peter Monaghan, *Director, Corporate Affairs*

Ms Karin Morris, *Accounts Manager*

Ms Sonja Odhavji, *Senior Scientist*

AMBASSADORS

Laura Anderson

Vaughn Bonny

John Fitzgerald

Deborah Hutton

Dr Joanna McMillan

Jac Phillips

Holly Ransom

Kate Roffey

Dr Bertold (Bert) Salomon

We proudly support women in science and medicine; staff (88%), consultants (60%) and registrars (80%) are female. To this we welcome our first female CEO.



“

*All were excellent.
Loved how comfortable
the staff made me feel.”*

Patient, February 2019



Caroline Mulcahy, CEO

After a long and rigorous selection process, Caroline Mulcahy was appointed by the Board as Chief Executive Officer of the Skin Health Institute.

In October, Caroline took over from Chris Arnold AM who had decided to leave after 10 years of meritorious service at the Skin & Cancer Foundation Inc.

Prior to joining the Skin Health Institute, Caroline was the National General Manager, Business Transformation, Strategy and Insights at the Heart Foundation, responsible for business improvement, strategy and performance, strategic projects and the transformation and transition of the Heart Foundation into one, unified organisation.

Prior to the Heart Foundation, Caroline was the CEO at Carers Victoria (2010-2017) and CEO at Melbourne IVF (2004-2009), leading both organisations through substantial growth and change. Caroline has more than 30 years health experience in clinical care, operational and strategic planning and senior management roles, and in recent years has helped organisations implement new governance and business development structures and processes. She originally trained as a Registered Nurse and a Neonatal Intensive Care Nurse, has a Master of Science (majoring in Research Methods) and is a member of the Australian Institute of Company Directors.

Caroline is currently on the Boards of the Victorian Council of Social Service (Director), the Queen Elizabeth Centre (Director and Chair of the Quality Assurance & Risk Committee, Variety – the Children's Charity (Director and VP) and is the President of DAM Busters (a Dragonboat Sporting Club).



TREATMENT

//

*For me the experience
exceeded my expectations
in terms of care provided.
Thank you! "*

Patient, June 2019

The Foundation's clinical services have continued grow and, at the same time, continued to be recognised by patients and accreditation bodies for outstanding quality and service.

As a leading training centre for Dermatologists, Registrars benefit significantly from exposure to the Foundation's 27 different sub-specialty surgical and inflammatory skin disease Clinics, supervised by 65 specialist Dermatologists, six Plastic Surgeons, an Oral Mucosal Specialist, Psychiatrist, Psychologist and a Podiatrist.

The clinics also provide access for our patients to our clinical trials where tomorrow's treatments are provided today to improve patient outcomes.

SURGERY

The Foundation has undergone unprecedented growth in our surgical services, with additional sessions of both Advanced and Mohs' surgery added during the year. Mohs' cases have increased from 329 in 2016/17 to 812 in 2018/19. Additionally, we undertook 205 more Advanced Surgery cases in this financial year compared to the previous year. Ms Angela Webb and Mr Miki Pohl have greatly contributed to the increase. Dr Bonnie Swan joined the Mohs' Surgeons, undertaking both Foundation and private sessions and Dr Tim Rutherford has increased the number of private sessions, treating up to 12 patients per session. Lesions managed using Mohs' Micrographic surgery include Basal Cell Carcinoma (BCC), Squamous Cell Carcinoma (SCC), Microcystic Adnexal Carcinoma (MAC), Atypical Fibroxanthoma and Dermatofibrosarcoma Protuberans.

With Australia having the highest incidence of melanoma in the world, the Foundation is now pleased to conduct Mohs' surgery for cases of melanoma in situ (Lentigo Maligna) using this immunohistochemistry technique. The protocol was developed and optimised by our Senior Mohs' Scientist Sonya Odhavji, by utilising monoclonal Melan-A (clone A103) antibodies together with the routine cryotomy H&E staining. This procedure eliminates the pitfalls associated with the difficulty of interpretation of LM on frozen sections.

GENODERMATOSIS CLINIC

The Genodermatosis Clinic commenced in February 2019, to provide the diagnostic and counselling services required by individuals and families with inherited skin disorders. It is led by Professor Ingrid Winship who has dual training as a Clinical Geneticist and as a dermatologist, and is a fellow of the Royal Australasian College of Physicians and the Australasian College of Dermatologists.

Genetic testing has become more accessible in recent years, with the cost of such testing becoming more affordable. There are many heritable skin conditions for which the genetic basis is known, and for which genetic tests may be available. Young adults with inherited skin conditions who seek knowledge of reproductive options may be assisted if the underlying genetic changes are elucidated.

An important contribution of the Genodermatosis Clinic is the diagnosis of familial cancer syndromes, which frequently become evident because of

skin signs. Recognition of these syndromes, with confirmation of causative gene changes, allows the identification of individuals at potentially high risk of some internal cancers. Risk management can then be advised through evidence-based surveillance and interventions. Through this Clinic, we are also able to offer testing to unaffected relatives of such individuals, to establish their risk, and if necessary, create a risk management plan.

The clinic has also become a forum for teaching and learning; registrars and visiting clinicians who rotate through the clinic gain knowledge of strategies that can be used to diagnose inherited skin conditions, as well as the processes around genetic testing and the associated genetic counselling.

TRANSPLANT CLINIC

Organ transplantation remains one of the medical miracles of the modern age. However, the immunosuppressive medications required to keep the transplanted organ from being rejected result in the subsequent development of multiple skin cancers. This can be a cause of morbidity in transplant recipients. In response to this Associate Professor Alvin Chong, under the mentorship of Professor Robin Marks, set up Australia's first Transplant Dermatology Clinic at Skin & Cancer Foundation in 2004. The main aims of this clinic were to streamline dermatological care, grow expertise amongst clinicians, and to enable clinical research examining the specific problems in organ transplant recipients.

Our Transplant Clinic has grown significantly over the last 15 years and is now recognised as one of the exemplar clinics of its kind in the world. The research generated by the clinic has resulted in multiple peer-reviewed papers being published. Associate Professor Alvin Chong has been Associate Editor of the textbook "Transplant Dermatology: Skin Disease in Organ Transplant Recipients". The specialists, research fellows and registrars who work in the clinic have presented on transplant dermatology both nationally and internationally.

Registrars who rotate through the clinic gain useful knowledge of strategies that can be used to help manage skin cancers in immunosuppressed patients. Most importantly, because of the concentration of knowledge and experience amongst the clinicians, there is an improvement in the dermatological care of transplant recipients.

RADIODTHERAPY CLINIC

Radiotherapy's Dr Michael Webster was approached two years ago by a patient, herself a GP, requesting the use of GRENZ rays for treatment of her Disseminated Superficial Actinic Porokeratosis (DSAP). The patient was very pleased with the results and, through the use of social media and Dr Webster presenting at the Annual Scientific Meeting of the Australasian College of Dermatologists, we have seen an increase in these patients desperately seeking help for their condition attending the Radiotherapy >

National Healthy Skin Awards

The 2019 Healthy Skin Awards were celebrated on Thursday 29 August and generously hosted by the Pratt Foundation. More than 120 guests, including members, community leaders, sponsors and supporters attended this special evening to celebrate the achievement of the winners.

The four winners of the 2019 Healthy Skin Awards were:

- **Point Leo Surf Life Saving Club** - for promoting skin health to junior members through sun protection education and implementing the use of long sleeve rash vests for their Nipper program participants.
- **Call Time On Melanoma** - for educating and creating awareness of sun damage and sun-smart behaviour through social media.
- **Jay Allen** - for his efforts in spreading the sun-safe message throughout the community by completing a 2000km walk from Adelaide to Sydney.
- **Carlisle Homes** - for implementing a multi-layered sun safe program to mitigate UV exposure and provide sun-protective working conditions.

Now in its tenth year, the Healthy Skin Awards celebrate individuals and organisations who go above and beyond to promote healthy skin practices in the community and within their organisation.

"The long-term impact of their work has the potential to save thousands of lives, and they deserve to be applauded for that," said Mr Chris Arnold AM, Executive Director of the Skin & Cancer Foundation Inc.

"We recognise the winners' significant national contribution to skin health in our community and congratulate them for being outstanding examples in their respective fields."

Each year the Skin & Cancer Foundation celebrates significant achievements in the innovative promotion of skin health by workplaces and individuals, and this year was no different. The judging panel consisted of distinguished professionals in the field of dermatology.



clinic. The outcomes have so far shown significant improvement to our patients' skin and confidence. Treatment courses are once a week over 6 weeks with a further 2-3 month recovery period. The Skin & Cancer Foundation Inc. is the only facility in Australia using GRENZ rays to treat DSAP.

NSQHS

The Skin & Cancer Foundation successfully completed the National Health Safety and Quality Health Standards (NSQHS) Audit in December 2018. This was an excellent outcome by the clinical team to be awarded a number of merits, recognising that we have excelled in our treatment services.

STAFF

Supporting the clinical services, the Foundation has 18 Nurses, 17 Administration staff, 3 Medical Photographers, 2 sterilisation technicians, 2 Mohs' Scientists and a Radiotherapist.

The Foundation thanks all staff for their excellent contribution and the implementation of the Foundation values of Innovation, Excellence and Compassion in their work.



“

A great team! All the staff were amazing, professional and caring at the same time. They should be praised for these great qualities they all displayed.”

Patient, May 2019



CONSULTANTS

ADVANCED PRIVATE SURGERY

Mr John Beer
Associate Professor Philip Bekhor
Associate Professor Stephen Gilmore
Associate Professor Johannes Kern
Dr Vanessa Morgan
Mr Miklos Pohl
Mr Jeremy Richardson
Dr Kamaldeep Sandhu
Ms Angela Webb

ADVANCED SURGERY

Mr John Beer
Mr Nigel Mann
Mr Edwin Morrison
Mr Julian Peters
Mr Miklos Pohl
Mr Jeremy Richardson
Ms Angela Webb

AESTHETICS

Dr Belinda Welsh

BIOLOGICS

Dr Katherine Armour
Associate Professor Chris Baker
Associate Professor Peter Foley
Dr Shoba Joseph
Dr Shyamalar Gunatheesan
Dr Phil Lane
Dr Rose Mak
Dr Patrick Mahar
Dr Matheen Mohamed
Dr Rebecca Nguyen
Dr Alice Rudd

CONTACT DERMATITIS/PATCH TESTING

Dr Jenny Cahill
Dr Anina Fitzgibbon
Dr Adriene Lee
Dr Mei Tam
Dr Bruce Tate

GENODERMATOSIS (GENETICS)

Professor Ingrid Winship

HAIR

Dr Jill Cargnello
Dr Jack Green
Dr Olivia Milne
Dr Pooja Sharma
Dr Alana Tuxen

HYPERHIDROSIS

Dr Vanessa Morgan
Dr Kamaldeep Sandhu

LASER

Dr Michael Rich

LIAISON

Dr Melissa Thomas
Dr Josie Yeatman

MELANOMA

Dr Chris Jalilian
Dr Hugh Roberts

MEN'S HEALTH

Dr Mark Darling
Associate Professor Tony Hall

MOHS' SURGERY

Associate Professor Philip Bekhor
Associate Professor Greg Goodman
Dr Tim Rutherford
Dr Bonnie Swan
Dr Edward Upjohn

MOHS' SURGERY PRIVATE

Dr Tim Rutherford
Dr Bonnie Swan
Dr Edward Upjohn

NAIL

Dr Hope Dinh
Dr Shyamalar Gunatheesan
Dr Anne Howard
Dr Marguerite Seith

NAIL SURGERY

Associate Professor Johannes Kern

OCC DERM + CABAS

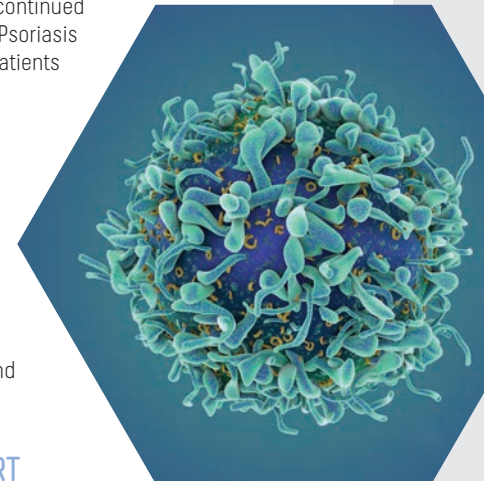
Dr Jennifer Cahill
Dr Adriene Lee
Associate Professor Rosemary Nixon AM

ORAL MUCOSAL
Dr Ryan De Cruz
Dr Ellen Ma
Dr Eric Poon
Dr Julia Rhodes
Dr Tammy Yap
PHOTODYNAMIC THERAPY
Dr Kamaldeep Sandhu
PODIATRIST (PRIVATE)
Dr Joseph Frenkel
PRIVATE CLINICS
Mr John Beer
Mr Jeremy Richardson
Associate Professor Stephen Gilmore
Dr Kamaldeep Sandhu
RADIOTHERAPY/GRENZ
Dr Michael Webster
SCAR REVISION CLINIC
Associate Professor Greg Goodman
SKIN CANCER ASSESSMENT
Dr Mark Darling
Associate Professor Stephen Gilmore
Dr Michelle Goh
Associate Professor Victoria Mar
Dr Joy Yee
TRANSPLANT
Dr Sarah Brennand
Associate Professor Alvin Chong
Dr Rebecca Dunn
Dr Michelle Goh
VASCULAR LASER CLINIC
Dr Belinda Welsh
VEIN CLINIC
Dr Stefania Roberts
VITILIGO
Dr Des Gan
Dr Shally Gupta
Dr Adrian Mar
Dr Michelle Rodriguez

The Australasian Psoriasis Registry (APR)

GROWTH

The year under review saw continued growth for the Australasian Psoriasis Registry. An additional 80 patients were added in 2018/19, increasing patient numbers from 2,270 patients in July 2018 to 2,350 patients at end of June 2019. During the year, 2,335 new consultation records and an additional 630 treatment records were added to the Registry, together with 2,250 PASI and 2,115 DLQI records.



RESEARCH SUPPORT

The APR has been collaborating with several pharmaceutical companies to assist them to obtain a real-world view of patients who have been enrolled in their product familiarisation programs or have commenced therapy through the PBS. This has provided an excellent opportunity to obtain information on patients' drug survival and durability of response on several newly released biologic therapies.

One paper that utilised data from the APR was submitted to the Australasian Journal of Dermatology for publication in 2018/19: Vekic, Descallar, Woods and Cains. Demographics, baseline characteristics and comorbidities of patients with psoriasis enrolled in the Australian Psoriasis Registry.

BIOGRID

The APR is moving into an exciting period of change. During the second half of 2019, the Registry will migrate to servers hosted by BioGrid. The move should be seamless, with users noticing no difference to their day-to-day interaction with the Australasian Psoriasis Registry.

A project to concurrently transfer data to the Australasian Psoriasis Registry and the BioGrid Dermatology Clinical and Research Database, and thus eliminate duplication of data entry, will commence once the Registry is housed within BioGrid.

Once automatic data entry from the BioGrid Dermatology Clinical and Research Database to the APR is achieved, the project will be expanded to investigate simultaneous data entry to the APR and the medical software used at the Skin & Cancer Foundation.

Following completion of the first two phases, the project will expand to link medical software programs used by other major APR sites to allow simultaneous data entry to the Registry and the medical record systems of those sites. Smaller sites will continue entering data directly into the Australasian Psoriasis Registry.

EDUCATION

“

We deliver world renowned education for dermatologist and registrars. A culture of openness and collaboration across clinical research, education and treatment gives our dermatologists and registrars access to a body of knowledge and real world experience that is without peer. No other specialist medical centre offers this level of breadth, connection and focus”.

Dematologist, June 2019.



Education has always been a core pursuit of the Skin & Cancer Foundation Inc.

It is our role to provide authoritative, accurate and accessible information about skin diseases with the aim of improving skin health outcomes.

The Foundation delivers its education sessions via a blend of traditional face-to-face teaching through to streamed lectures, webcasts and online resources. These are also supplemented by videos, education electronic direct mail (eDMs) and social media engagement.

KEY ACHIEVEMENTS

During the year, the Skin & Cancer Foundation presented 134 face-to-face lectures, presentations and workshops, with a total of 1,961 attendances. These included:

- Updates and Clinical meetings for the continuing medical education and professional development of Dermatologists and Dermatology trainees
- Patch Test Training Day, for Dermatologists, Dermatology Registrars and Dermatology Nurses
- Skin Schools, Junior Skin Schools, Histopathology and other formal and informal tutorials for Dermatology Registrars
- Our highly interactive GP Workshops to upskill GPs and GP trainees on skin cancer, inflammatory skin diseases and, dermoscopy;

Several of these sessions are webcast, recorded, and streamed online for international, interstate and regional practitioners, then stored in a secure, authorised-access online library, available to Australian Dermatologists and Dermatology Registrars. The reach of these professional education resources has now been extended to practitioners and trainees in New Zealand.

CONSULTANT DERMATOLOGISTS

Continuing Medical Education

The delivery of continuing medical education for Dermatologists and Dermatology Registrars is our raison d'être. It was the seminal reason inspiring the establishment of the Skin & Cancer Foundation Inc - now the Skin Health Institute - 32 years ago.

Foundation Updates and Clinical Meetings

These presentations and meetings are part of the continuing medical education for Consultant Dermatologists in Victoria, and the training of Dermatology Registrars. The Foundation Update presentations are also webcast and recorded for the benefit of Consultants and Registrars located in other parts of Australia and New Zealand. There are now some 280 sessions recorded in this library and they have been accessed over 12,000 times during the year.

Seven Clinical Meetings and eight Foundation Updates were conducted during the year under review. These were also supplemented by a new series of educational meetings called the Transplant Journal Club, a monthly discussion of journal articles relevant to their practice.



Diagram above illustrates the various aspects of Education at Skin & Cancer Foundation Inc.

Patch Test Training Day

Associate Professor Rosemary Nixon AM and her team in the Foundation's Occupational Dermatology Research and Education Centre (ODREC) conducted the 6th annual Patch Test Training Day in May 2019. Traditionally held on the day prior to the College's Annual Scientific Meeting, this day's workshop provides practical advice for Dermatologists and Dermatology Nurses. See more in the ODREC section of this Report.

Online Biologics Education Portal

Now in its second year of operation, this education portal provides Australian dermatology professionals with access to the most current information on clinical management, prescribing information, documentation requirements and support services for the use of biologics.

The portal has now 425 subscribers across Australia, a very significant proportion of authorised prescribers. Traffic to, and usage of, the site is considerable, which is a clear indication of the utility of this clinical information and those education resources developed and maintained by the Foundation.

Originally produced for the use of biologics in the treatment of chronic plaque psoriasis (CPP), the Online Biologics Education Portal's focus has been extended with the approval of the use of these pharmaceuticals in the management of chronic spontaneous urticaria (CSU) and hidradenitis suppurativa (HS).

The portal complements our ongoing Biologics Masterclass program, which provides valuable information and clinical observation for practitioners expanding their expertise in this important area of dermatology.

DERMATOLOGY REGISTRAR EDUCATION

Graduating Registrars

We congratulate our Registrars, Drs Aaron Robinson, Jane Li, Eleni Anthony and Joshua Elakis for successfully passing their FACD final exams this year. They are a remarkable group who will make a substantial contribution to improving skin health in our community during the years ahead. The Foundation and our members are proud of their achievements and look forward to working with them in the future.

JUNIOR SKIN SCHOOL

The year's most significant education initiative has been our new Junior Skin School. These sessions have been set up after needs analysis showed that Dermatology Registrars lack formal teaching in practical dermatology especially when they start their training program. The Junior Skin School curriculum has been designed to equip Dermatology Registrars early on in their training with skills in clinical diagnosis and management of common skin diseases, practical procedural skills and clinical pharmacology.

The program has been an outstanding success, with about 30 lectures given by the end of 2019. Some of these lectures will be recorded in late 2019 and will be made available to Dermatology Registrars nationally via the College. From 2020 all lectures will be recorded and be made available nationally.

We thank Dr Matheen Mohamed and Associate Professor Alvin Chong for their leadership, and the Dermatologists who have contributed a considerable expense of time and effort in the design and delivery of these sessions.

Skin Schools

We continue to run the regular Skin School program, with Fellows delivering state-of-the-art teaching on various dermatology topics to Dermatology Registrars. Over twenty of these talks are delivered over a two-year program. It remains an integral part of dermatology teaching for the Registrars. We thank Dr Cate Scarff for having organised these education sessions.

HEALTHCARE PROFESSIONAL EDUCATION

Our education programs also reach out to assist GPs, medical students, pharmacists, nurses and other related registered healthcare professionals working in areas of skin health.

GP Workshops

During the period 2013 to 2019 we have held 16 workshops and taught 579 GPs and GP Trainees, many who have travelled from interstate. These workshops are frequently oversubscribed, and the Foundation is exploring ways to facilitate more of them and extend the range of resources available for GPs and medical students. We would like to acknowledge the substantial contribution Fellows and Registrars for their help in planning and delivering these GP Workshops.

Our GP Workshops in the basic management of Skin Cancer and Inflammatory Skin Diseases continue to be popular, with between 10-20% of those attending travelling from interstate from as far as Darwin, Perth and far North Queensland.

This year we introduced a new GP Workshop on Dermoscopy, delivered by Associate Professor Alvin Chong and Dr Hugh Roberts. It was an immediate success.

Skin Health Education Day

In February 2019, the Foundation delivered the third annual Skin Health Education Day (SHED). Leading dermatologists and skin care experts provided education and training on how to diagnose and treat a range of common skin conditions for nurses, GPs and pharmacists. This program has been led by Associate Professor Rosemary Nixon AM and now attracts well over 100 healthcare professionals interested in improving their skills in skin health.

Education Affiliations

The Foundation is formally affiliated with the University of Melbourne and Monash University and is an accredited activity provider with the RACGP, who we are working closely with to further strengthen professional development learning modules for general practitioners.

GP Alumni

We have now launched our online GP Alumni for nearly 600 GPs who have attended our GP Workshops. This online resource provides videos and other online resources for their continued learning and development.

ASCD Symposium

The Foundation's education reach has been substantially expanded with the ASCD.

The Australasian Society of Cosmetic Dermatologists (ASCD) is a sub-committee of the Foundation, with its own board and advisory panel. The aim of the ASCD is to extend the professional knowledge and skills for the broad range of medical practitioners involved in cosmetic and aesthetic procedures.

The ASCD held its second Annual Symposium in Melbourne in September 2018, bringing a number of national and international thought leaders to provide practical, professional learning experiences for clinicians and practice managers. The focus of the ASCD has been to extend medical education in this area of skin health. The Symposium was a sell-out with over 600 professionals attending, with many coming from overseas.

Read more about the 2018 ASCD Symposium later in this Report.

Maternal & Child Skin Health

During the year, we also published the new Maternal & Child Skin Health: A Resource – an online facility for GPs, pharmacists and nurses, particularly maternal and child health nurses to assist with the diagnosis and treatment of common skin health issues for mothers, neonates and infants.

The Maternal & Child Skin Health: A Resource updated and extended a folder that was developed originally by St Vincent's Hospital, Melbourne and the Skin & Cancer Foundation Inc in 2002, for the use by local government maternal & child health nurses in Victoria. The resource is now available for all GPs, pharmacists and nurses across Australia and is now being made available throughout New Zealand.

We are very grateful to the team of 24 Dermatologists with sub-specialty expertise in each of these areas, who contributed their time and effort to develop the Maternal & Child Skin Health: A Resource. We also thank Johnson & Johnson Pacific for their untied education grant that allowed us to bring this extensive project to completion.

The Foundation also acknowledges the considerable input from the project's steering committee of senior dermatologists, representatives from pharmacists, GPs, maternal & child health nurses and the State Government, Foundation management and staff for their contributions. They all provided extensive support in the development of this substantial resource to help improve the skin health of mothers and their infants.

COMMUNITY EDUCATION

Continuing its interest in improving skin health in the community, the Foundation also undertakes considerable efforts to provide information and other resources related to skin care.

Online Resources

The Foundation provides authoritative information on a range of common skin conditions for families, including information sheets, a guide to general skin care and Skin through the Ages – an easy to navigate reference point to guide users through the various stages of life and explore the skin conditions common to people at those points in life.

These pages are now accessed over 10,000 times per month by individuals, predominantly in Australia but with increasing interest from overseas.

Patient Information Seminars

Each year the Foundation conducts a few patient information sessions to provide them and their carers with the latest information on those conditions. These sessions are supported by dermatologists with sub-specialty interests in those conditions and are supported by nurses and leaders from those patient support groups. They give attendees a chance to learn the latest and engage with the dermatologists and those other experts in a friendly environment.

During this last year we conducted information sessions on Vitiligo and Psoriasis. Each were well attended.

Acne in Schools Program

Acne is one of the most common skin conditions affecting teenagers, with approximately 85% experiencing it at some point during adolescence. For many teenagers, acne undermines their self-confidence and can affect both school and social interactions. By raising awareness and talking about treatment options, we can help to reduce the physical and emotional impacts of acne.

#PROJECTACNE is a new program designed for schools to provide students with reliable information about acne and skin care. It has been developed for schools to use with students in years 7 and 8 as part of the PDH&PE program.

The goal of the program is to help students:

- understand the causes of acne
- talk about the physical, emotional and social effects of acne
- identify appropriate resources, services and treatments.

All the resources for teachers, including lesson plans, student worksheets and family/student communications are provided as free resources online from the Foundation's website (see under Education | PROJECTACNE).

Melanoma March

For several years, the Foundation been in partnership with the Melanoma Institute of Australia (MIA) to run the Melbourne Melanoma March. This year's March was held at Princes Park, Carlton in excellent weather, which saw some 1,500 people march to raise awareness and funds for a national melanoma research project, the Australian Melanoma Clinical Outcomes Registry (MelCOR). This research project will construct a national register recording the treatment and outcomes of patients with melanoma, wherever they are in Australia. The project will bring together key information about the treatment of patients on a national scale, which will improve patient outcomes.



ACKNOWLEDGEMENTS

Our extensive education programs contribute extensively to improving skin health outcomes across Australia.

A large number of consultant dermatologists contribute considerable time and effort into these professional and community education programs, and we thank them sincerely for their efforts. Their work does make a difference.

The Foundation must also acknowledge the considerable efforts of Associate Professor Alvin Chong, Drs Matheen Mohamed, Sarah Hannan, Patrick Mahar, Cate Scarff and Michelle Goh for their contributions to the professional education programs, particularly their support for the registrar training program.

SUB-SPECIALTY CLINICS AT THE SKIN HEALTH INSTITUTE

The Skin & Cancer Foundation has come a very long way in its journey over three decades to become the Skin Health Institute.

Crucial to this progress has been the development of sub-specialty clinics in dermatology. Indeed, the emerging field of dermatologic surgery in the 1980s provided considerable impetus for the very establishment of the Foundation. Having sub-specialty clinics allowed dermatologists to direct patients for specialised treatment at the Foundation. Another group of beneficiaries of these clinics were the dermatologists running the clinics who were able to gain a great deal of experience in seeing their colleagues' difficult cases, which in turn enabled the development of their own expertise.

Former President of the American Academy of Dermatology, Dr Brett Coldiron MD, once said, "The specialisation of dermatology leads to more skilful practice."

Just as there is an extensive list of sub-specialty clinics at the Skin Health Institute, there is a long list of dermatologists who have benefited in this way and correspondingly made an enormous contribution in giving back this expertise to the Foundation and its patients. While this list is by no means complete, it is limited to those who have contributed to the Foundation for 10 years or more and is confined to dermatologists, whilst recognising that our plastic surgeons, oral health specialists, psychiatrist and others have also made marvellous contributions.

Many of these dermatologists have made substantial contributions on the international stage and are in demand as speakers at numerous national and overseas conferences.

Underlining the success of this model, however, has been the collegiality that exists within the dermatology profession and particularly within the Victorian Faculty, which has led so many dermatologists to volunteer to participate in sub-specialty clinics and thus receive referrals from their colleagues. The same model has successfully operated at the Skin and Cancer Foundation in Sydney, now The Skin Hospital, since 1976, but arguably in Victoria there have been more sub-specialty clinics, involving a higher proportion of the state's dermatologists.

Of course, running a sub-specialty clinic lends itself to data collection and the opportunity to perform high-quality epidemiological research, and in that regard, the Biologics Clinic, the Transplant Clinic and the Occupational Dermatology/Contact Dermatitis Clinics have excelled, just as the Victorian Melanoma Service has done at The Alfred Hospital.

The sub-specialty clinic model has facilitated research in many areas of dermatology that had previously been lacking. In addition, the research has been relevant to the very patients seen in the clinics: in many cases, clinical observations have stimulated research.

Together with the concomitant education of dermatology registrars in the many sub-specialty areas and the exposure of a growing band of Research Fellows to dermatological research, it is clear that Skin Health Institute's fundamental triad of integrated treatment, education and research have been spectacularly enabled by this approach.

ADVANCED SURGERY/MOHS'/LASER

Associate Professor Greg Goodman

Dr Michael Rich

Dr Peter Sinclair (retired)

Dr Phil Bekhor

Dr Vanessa Morgan

Dr Edward Upjohn

Dt Tim Rutherford

BIOLOGICS CLINIC (INCL FORMER UV CLINIC)

Associate Professor Chris Baker

Associate Professor Peter Foley

Dr Philip Lane

Dr Katherine Armour

CONTACT DERMATITIS

Dr Bruce Tate

Dr Mei Tam

HAIR CLINIC

Professor Rod Sinclair

Dr Annette Callan (retired)

Dr Jill Cargnello

Dr Jack Green

MEN'S HEALTH CLINIC

Associate Professor Tony Hall

NAIL CLINIC

Associate Professor Greg Goodman (resigned)

Associate Professor Anne Howard

OCCUPATIONAL DERMATOLOGY CLINIC

Associate Professor Rosemary Nixon AM

Dr Jenny Cahill

HYPERHIDOSIS CLINIC

Associate Professor Greg Goodman

Dr Vanessa Morgan

LIAISON CLINIC

Dr Josie Yeatman

ORAL MUCOSAL CLINIC

Dr Nick Downes (retired)

Dr Eric Poon

RADIOTHERAPY

Dr Michael Webster

SKIN CANCER ASSESSMENT

Dr Michelle Goh

TRANSPLANT CLINIC

Associate Professor Alvin Chong

Dr Michelle Goh

VASCULAR LASER

Dr Belinda Welsh

Associate Professor Stephen Gilmore

The investigation of melanoma has been Stephen's major recent research focus. In particular, he has published two papers: first, on modelling the epidemiology of melanoma with an emphasis on the evaluation of the cost benefit trade-off with respect to early detection¹; and second, on implementing a novel artificial intelligence algorithm with utility in the diagnosis of melanoma.² A third publication is under review: this work utilises a neural network autoencoder to analyse the morphologic similarities and differences between atypical dysplastic naevi and early melanoma.³

Finally, Stephen has been investigating climate change in Australia. This work has resulted in a publication in the prestigious Journal of Climate, the major journal of the American Meteorological Society.⁴ The relation between climate change and the epidemiology of skin disease and skin cancer in Australia is a topic that was discussed at length at a session devoted to climate change at the Annual Scientific Meeting of the ACD in May in Melbourne. Stephen organised and co-chaired this session (and gave a talk on skin cancer and climate change) with Dr. Fiona Bruce, a Melbourne dermatologist.

1. Gilmore, S.J. Melanoma screening: informing public health policy with quantitative modelling. PLoSOne, e0182349, 2017.
2. Gilmore, S.J. Automated decision support in melanocytic lesion management. PLoSOne, e0203459, 2018.
3. Gilmore, S.J. Deep learning autoencoders reveal that moderate to severely dysplastic naevi and early melanoma are morphologically equivalent (under review).
4. Gilmore, S.J. Lyapunov exponents and temperature transitions in a warming Australia. J Clim, 32: 2969-89, 2019.



“

*Would recommend to
anyone who needs skin
cancer surgery.”*

Patient, February 2019

RESEARCH

//

*Keep doing what you are
doing. You are doing an
excellent job!"*

Patient, April 2019



CLINICAL TRIALS

The Skin & Cancer Foundation continued to strengthen its position as one of the leading dermatology clinical trials centres in Australia. This fortification has been made possible through several strategic collaborative partnerships that we have continued to develop and expand, and has led to our success this year and over the last 32 years.

TRIALS PATIENTS

The most important partnership we have is with our clinical trial participants. These volunteers dedicate their time with often no clear benefit to themselves. Over the last year, we had 198 people participate in 31 clinical trials, with over 700 individual visits.

Our trials team recognise the profound impact that chronic dermatological conditions can have on individuals and their families.

We strive to inform, engage and connect with our participants and provide them with an opportunity to journey into the future and access new and innovative treatments that may positively impact their quality of life. The participant feedback we have received has supported our work and gives us a huge sense of achievement.

Our Clinical Trials department continues to partner with Probit Medical Research and numerous international pharmaceutical companies to bring clinical trials to our patients. These collaborative relationships have led to over 100 clinical trials at the Foundation during the last 32 years.

Areas of clinical research undertaken this year include atopic dermatitis, psoriasis, acne and alopecia areata. We have also recently been awarded trials in vitiligo, hidradenitis suppurativa and palmoplantar pustulosis, which will commence recruitment towards the end of 2019.

REGISTRY STUDIES

In addition to our Phase II and III trials, we have also participated in four Registry studies. These studies are primarily focussed on the collection of safety and health-related quality of life data from patients who have access to approved treatments.

Investigator-led research also remains important to the clinical trial landscape. The Skin & Cancer Foundation Inc is proud to be supporting the Melbourne Melanoma Project and the SMARTI trial, led by Associate Professor Victoria Mar, which will provide an opportunity to test artificial intelligence in the diagnosis of melanoma. For the last 4 years we have been participating in a "healthy volunteer" study that we run in conjunction with CSL. We now have over 1,000 participants that have donated blood to this study.

STAFF

The Foundation's success in clinical trials is achieved through its various partnerships but also through its dedicated and highly skilled team led by Associate Professor Peter Foley. A/Prof Foley is supported by senior dermatologists A/Prof Chris Baker, A/Prof Alvin Chong, A/Prof Adrian Mar and our full-time research fellow Dr Natalie Wong (who succeeded Dr Isaac (SenHong) Lee, now a first-year dermatology registrar).

In addition to the medical team, clinical trials are managed by a highly skilled and dedicated group of professionals that come with extensive experience in the health care arena. Sarah Chivers, who joined the department as the Clinical Trials Manager during the year, oversees the day-to-day running of clinical trials by a team of study coordinators and an administrative officer.



The Skin and Cancer Foundation, in my view, is outstanding and must be an example of best practice."

Jim B, Oct 2018

Charlotte Harrison-Mullan, Irina Danilovich, Jennifer Kaiser, Sara Collis and Tracy Mallett work collaboratively on all our trials. Desiree Green provides administrative support to the team as well as managing the CSL "healthy volunteer" study. We look forward to Stephanie Yee's return from maternity leave in 2020 as a part-time study coordinator. After many years of dedicated service, we sadly farewell retiring administrative officer, Marlene Rennie.

Our clinical trials strategy and business development consultant Christine Zahren has continued to support the Clinical Trials department by identifying opportunities as well as strengthening our presence within the clinical trial arena. Christine, together with our communications team, has continued to foster our relationship with our referring dermatologists and GPs via the weekly newsletter, Dermblast.

Some of Christine's most recent work has included the development of a GP trial referral network and initiating a regular newsletter that will be sent to the Foundation's patients on a quarterly basis, informing them of clinical trial opportunities.

PARTNERSHIPS

The Skin & Cancer Foundation Inc's commitment to clinical trials was again reinforced this year through the partnership with ACTA (Australian Clinical Trials Alliance) in marking International Clinical Trials Day on the 20th May 2019 through the National Tribute and Awards ceremony held at the Royal Children's Hospital. The Foundation, together with our prize partners SCRS and ARCS, was pleased to award Trial Coordinator of the Year to Ms. Thobekile Mthethwa from the Victorian Comprehensive Cancer Centre.

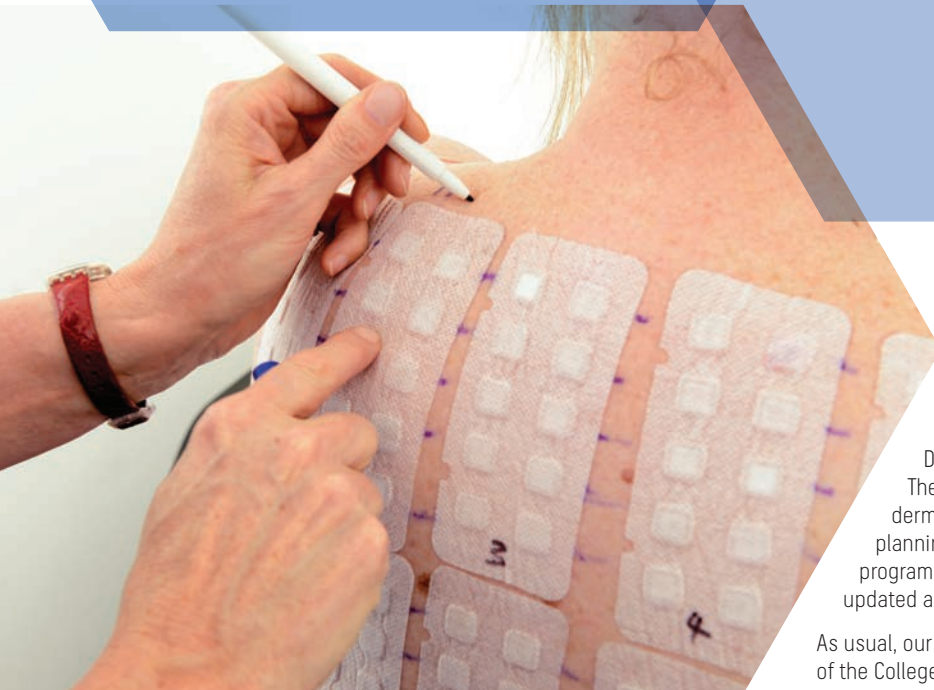
The Foundation's continued presence in the clinical trial space is made possible by the team's dedication to delivering a high standard of care as well as providing quality data.

Strong partnerships are key to the success of clinical trials and, in 2020, our team will expand and strengthen these partnerships in order to bring outstanding healthcare to our patients.



Winner of the 2019 Clinical Trial Coordinator of the Year award – Thobekile Mthethwa (VCCC) (r) with the Foundation's Executive Director, Mr Chris Arnold AM (l)

OCCUPATIONAL DERMATOLOGY RESEARCH AND EDUCATION CENTRE (ODREC)



The ODREC team are very pleased to report another successful and profitable year. The highlights included presentations at several international meetings, including the biennial European Society of Contact Dermatitis meeting in Milan in October 2018 and the first Contact Dermatitis symposium to ever be held in Zagreb, Croatia in March 2019.

Our 6th Annual Patch Test Training Day was once again a great success. Held prior to the College Annual Scientific Meeting in Melbourne, we trialled a new format, "Patch Test Interactive", with positive results. It is tremendously satisfying to see the appreciable number of dermatologists, registrars and dermatology nurses who are now interested in contact dermatitis. This is largely an outcome of our innovative Contact Allergen Bank, where dermatologists order pre-prepared custom-made contact allergens online from us. This initiative, together with our published Australian Baseline Series, has really facilitated patch testing throughout Australia, particularly in rural and remote areas.

Once again Mandy Palmer did a fantastic job with all aspects of the organisation of Patch Test Training Day, including finding an appropriate venue at the Mercure Hotel in Melbourne and supervising production of the participants' course booklets. We are indebted to our speakers: Drs Adriene Lee, Mei Tam, Bruce Tate, Nishan Amerasinghe as well as Mandy and myself, and we were ably assisted by Suzette Foster and our Research Fellows. Planning for next year has already commenced, including a brand-new program to be held on Friday 15 May, prior to the Annual Scientific Meeting in Adelaide. Patch Test Training Day will now come under the umbrella of the other pre-ASM College meetings, which will facilitate registration for

delegates. Thanks to Mr Peter Monaghan of the Skin & Cancer Foundation for assisting with this previously.

Similarly, our 3rd annual ODREC Skin Health Education Day (SHED) held in February was also a great success. The symposium aims to educate general practitioners and dermatology nurses about common skin conditions. Once again, planning for next year has commenced, and we will alternate programs each year, ensuring that a wide range of skin conditions is updated and showcasing some fine young local dermatologists.

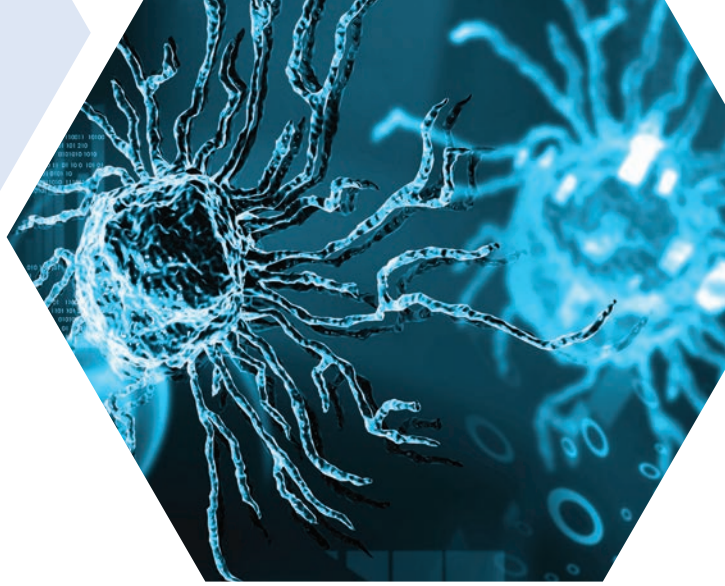
As usual, our team presented several talks at the Contact Dermatitis session of the College Annual Scientific Meeting in May 2019 and I am thrilled to report that Dr Adriene Lee won the John Fewings prize for the best talk in the session, on "Top Ten Allergens". We also welcomed a visiting overseas speaker in contact dermatitis, Dr John McFadden.

We are thrilled to see Dr Claire Grills has commenced patch testing at the Royal Children's Hospital. In addition, former ODREC Research Fellow Dr Celeste Wong and Dr Lena Ly have taken over patch testing at Monash Medical Centre, after Dr Adriene Lee retired after patch testing there for well over a decade, doing a wonderful job and mentoring many registrars in contact dermatitis. We have been absolutely thrilled to welcome back Dr Adriene Lee to both Occupational Dermatology and Contact Dermatitis Clinics, which she combines with her busy College roles including being Dean of Education.

We continue to host many visitors, including from interstate and overseas. Interstate visitors included Dr Alex Lara from Sydney, who is a Venezuelan-trained dermatologist who will hopefully contribute to patch testing at the Skin Hospital in Sydney. Dermatologist Dr Hiromi Mizutani from Japan continues to work with our team. Overseas visitors included Drs Claribel and Margaret Jimenez from the Philippines, Dr Joshi Shambhu Dutta from Nepal, Dr Erik Bravo from Peru and most recently Dr Elaine Gutierrez from the Philippines. Over the years we have hosted visitors from Thailand, United Kingdom, Israel, Singapore, Canada, Switzerland, Denmark and others. I have established a Patch Test Training Fund, funded by tax-deductible donations from patients and other supporters, to assist training in patch testing at the Foundation for dermatologists from developing countries and for patch testing supplies on their return. Donations are most welcome at www.skinhealthinstitute.org.au/pttf

Associate Professor Foley, Chong, Drs Jenny Cahill, Tori Mar and I expend considerable efforts in selecting Skin & Cancer Foundation Research Fellows each August, who are generally young doctors interested in subsequently pursuing dermatology training. Dr Claire Felmingham was selected to become the ODREC Research Fellow for 2019 and has had an excellent year to date. We were delighted that 2018 ODREC Research Fellow Dr Rachael Davenport, together with 2018 SCF Trials Fellow Dr Isaac Lee and A/Prof Alvin Chong's 2018 Research Fellow Dr Katherine Allnutt were all selected for College training last year, which was an excellent result for the Foundation. We will be welcoming an additional research fellow, Dr Kate Dear from England for the second half of 2019.

Drs Claire Felmingham, Mei Tam, Leona Yip and myself have recently had



a “Perspective” article accepted for publication in the British Journal of Dermatology outlining why we do not feel that sunscreens are implicated in the causation of frontal fibrosing alopecia (FFA). This followed on from a review article that we did previously on FFA for the Journal of Australasian Journal of Dermatologists.

We have recently collaborated with dermatologist Dr Bernadette Ricciardo from Perth to publish a paper on recent cases of allergic contact dermatitis to a skin adhesive, Dermabond Prineo, used after orthopaedic surgery and look forward to raising awareness of this emerging problem. Dr Nishan Amerasinghe, who is patch testing at the Alfred Hospital, and Dr Mei Tam have also recently highlighted cases of allergic contact dermatitis to an acrylate, isobornyl acrylate used in several brands of glucose sensors. Both issues have been the subject of a College media release on contact dermatitis recently.

On a personal note, it was incredibly exciting that Dr Jenny Cahill gave birth to baby Ted in March. Congratulations to Jen and her partner Tim Davis! Jen has taken a break from Occupational Dermatology Clinics and we have been fortunate to have Dr Adriene Lee help fill the gap.

Finally, thanks again to Mandy Palmer for her amazing contributions to ODREC, including to our database, to clinic organisation, to the Contact Allergen Bank, to our educational activities and for research support. I

would also like to thank Suzette Foster for her fantastic support to Mandy and her assistance with the Contact Allergen Bank. Ms Allison Muis has provided us with fantastic administrative support yet again and is ably assisted on occasion by Julianna Hays. Congratulations to Chris Arnold AM for his splendid leadership of the Foundation over a decade and we look forward immensely to working with his successor, Ms Caroline Mulcahy. These are exciting times with the Foundation’s rebranding and fundraising campaigns. I look forward to becoming President later this year and thank Dr Mei Tam for her wonderful contribution in the role.

Associate Professor
Rosemary Nixon AM



“

I felt I was in the best of medical-surgical care – in the hands of an expert. The nurses were kind, professional (and) explained the aftercare well. No questions were left unanswered. ”

Patient, June 2019



RESEARCH PUBLICATIONS AND PRESENTATIONS



Australasian Society of Cosmetic Dermatologists

The ASCD is a not-for-profit organisation and is a part of the Skin & Cancer Foundation Inc. The ASCD exists to provide further dermatology education and training for the benefit of all cosmetic practitioners, including specialists, GPs, nurses and dermal therapists.

Each year the ASCD conducts a large symposium that aims to bring national and international thought leaders to give attendees practical and inspirational experiences.

The 2019 ASCD Symposium held at the Sydney Hilton was attended by 600 people. It brought 11 international guest speakers together with a raft of Australian thought leaders who were emphasising excellence – in general and into the specifics of cosmetic practice.

The 2019 Symposium welcomed not only clinicians but also their practice management staff. One stream focussed on lasers and energy-based devices, skin care, regulatory aspects and the business of practice building in small group-learning environments. The other stream focussed on new issues to be raised from the surface to the bone with a mixture of epidermal, dermal, subcutaneous and muscular concerns. It focussed on the eye and its surrounds, its beauty and its peril.

The ASCD Symposium is an entirely open conference. All healthcare professionals, nurses and practice staff who have a focus on Cosmetic Dermatology are welcome. The only reason for its existence is to educate.

The 2020 Symposium will be held in at the Crown Promenade Melbourne on 11-13 September. More information can be found on the ASCD's website at www.ascd.org.au



Associate Professor Chris Baker

Smith S, Baker C, Gebauer K, Rubel D, Frankum B, Sayer HP, Weightman W, Sladden M, Rawlin M, Headley AP, Somerville C, Beuth J, Logan N, Mewton E, Foley P. Atopic dermatitis in adults: An Australian management consensus. *Australas J Dermatol*. 2019. [Epub ahead of print]

Daniel BS, Baker C, Foley P. Flare of palmoplantar psoriasis with ustekinumab. *Australas J Dermatol*. 2019. [Epub ahead of print]

Elewski BE, Baker CS, Crowley JJ, Poulin Y, Okun MM, Calimlim B, Geng Z, Reyes Servin O, Rich PA. Adalimumab for Nail Psoriasis: Efficacy and Safety Over 52 Weeks from a Phase-3, Randomized, Placebo-Controlled Trial. *J Eur Acad Dermatol Venereol*. 2019. [Epub ahead of print]

Rademaker M, Agnew K, Anagnostou N, Andrews M, Armour K, Baker C, Foley P, Gebauer K, Gupta M, Marshman G, Rubel D, Sullivan J, Wong LC. Psoriasis and infection. A clinical practice narrative. *Australas J Dermatol*. 2019. 60(2): 91-98.

Rademaker M, Rubel DM, Agnew K, Andrews M, Armour KS, Baker C, Foley P, Gebauer K, Goh MS, Gupta M, Marshman G, Prince HM, Sullivan J. Psoriasis and cancer. An Australian/New Zealand narrative. *Australas J Dermatol*. 2018. [Epub ahead of print]

Associate Professor Alvin Chong

Publications:

Kovitwanichkanont T, Prakash S, Cranwell WC, Chong AH. Novel dermoscopic hexagonal pattern in chronic graft-versus-host disease. *Australas J Dermatol*. 2019. [Epub ahead of print]

Maor D, Brennand S, Goh MSY, Chong AH. Recalcitrant hyperkeratotic verrucae in a renal transplant recipient clearing with cessation of immunosuppression. *JAAD Case Rep*. 2018. 4(5):471-473.

Howard MD, Su JC, Chong AH. Skin cancer following solid organ transplantation: A review of risk factors and models of care. *Am J Clin Dermatol*. 2018. 19(4):585-597.

Davenport R, Brennand S, Goh MS, Prakash S, Chong AH. Merkel cell carcinoma in a patient treated with infliximab: Beware of the subcutaneous nodule. *Australas J Dermatol*. 2018. 59(4):e288-e290

Invited Presentations / Chair sessions:

Prevention and prophylaxis of skin cancers in immunosuppressed patients. 2019 World Congress of Dermatology, Immunosuppression and Skin Diseases Symposium - June 2019, Milan, Italy.

A dedicated transplant dermatology clinic in operation. 2018 World Congress on Cancers of the Skin - Oct 2018, Sydney.

Advances in Non-melanoma skin cancer [co-chaired session]. 2018 Australia Melanoma Conference -November 2018, Melbourne, Australia.

Scientific Presentations (Oral):

Chong AH. Anti-vaxxers and flat earthers: An exploration of science denialism and how we can respond. Presented at the Ethics Symposium of the Australasian College of Dermatologists 52nd Annual Scientific Meeting 18th-21st May 2019.

*awarded "Best Presentation" at the Meeting.

GP Education:

Skin & Cancer Foundation Inc: Dermoscopy Half-Day Course [co-ordinator and facilitator]. July 2019.

Skin & Cancer Foundation Inc: One Day GP Skin Cancer Workshop [co-ordinator and facilitator]. October 2018, April 2019, August 2019.

Skin & Cancer Foundation Inc: Inflammatory Skin Diseases Workshop for GPs [co-ordinator and facilitator]. November 2018.

Dr Con Dolianitis

Doolan BJ, Cranwell WC, Nicolopoulos J, Dolianitis C. Topical dapsone gel for treatment of axillary subcorneal pustular dermatosis. *J Dermatol*. 2019. [Epub ahead of print]

Associate Professor Peter Foley

Rademaker M, Agnew K, Andrews M, Baker C, Foley P, Gebauer K, Gupta M, Rubel DM, Somerville C, Sullivan J, Wong LC. Managing atopic dermatitis with systematic therapies in adults and adolescents: An Australian/New Zealand narrative. *Australas J Dermatol*. 2019. [Epub ahead of print]

Jo SJ, Foley P, Oakley SP, Zhang J, Zheng M, Shin K, McGonagle D, Gisondi P, Tinazzi I, Butcher BE, Handley AP, Somerville C, Bleuth J, Logan N, Mewton E, Foley P. Atopic dermatitis diagnostic questionnaire in dermatology clinics in Australia, Korea and China. *Int J Rheum Dis*. 2019. 22(8):1512-1520

Daniel BS, Baker C, Foley P. Flare of palmoplantar psoriasis with ustekinumab. *Australas J Dermatol*. 2019. [Epub ahead of print]

Smith S, Baker C, Gebauer K, Rubel D, Frankum B, Soyer HP, Weightman W, Sladden M, Rawlin M, Headley AP, Somerville C, Bleuth J, Logan N, Mewton E, Foley P. Atopic dermatitis in adults: An Australian management consensus. *Australas J Dermatol*. 2019. [Epub ahead of print]

Reich K, Foley P, Han C, McElligott S, Muser E, Li N, Armstrong AW. Guselkumab improves work productivity in patients with moderate-to-severe psoriasis with or without depression and anxiety: results from the VOYAGE 2 comparator study versus adalimumab. *J Dermatol Treat*. 2019. 15:1-7

Deleuran M, Taçi D, Beck LA, De Bruin-Weller M, Blauvelt A, Forman S, Bissonnette R, Reich K, Soong W, Hussain I, Foley P, Hide M, Bouaziz JD, Gelfand JM, Sher L, Schuttelaar MLA, Wang C, Chen Z, Akinlade B, Gadkari A, Eckert L, Davis JD, Rajadhyaksha M, Staudinger H, Graham NMH, Pirozzi G, Adreleanu M. Dupilumab shows long-term safety and efficacy in moderate-to-severe atopic dermatitis patients enrolled in a phase 3 open-label extension study. *J Am Acad Dermatol*. 2019. [Epub ahead of print]

Wang C, Lee S, Howard A, Foley P. Coexisting median caniform nail dystrophy and habit-tic deformity in a patient with atopic dermatitis. *Australas J Dermatol*. 2019. [Epub ahead of print]

Gordon KB, Armstrong AW, Foley P, Song M, Shen YK, Li S, Muñoz-Elías EJ, Branigan P, Liu Z, Reich K. Guselkumab efficacy after withdrawal is associated with suppression of serum IL-23-Regulated IL-17 and IL-22 in psoriasis: VOYAGE 2 study. *J Invest Dermatol*. 2019. [Epub ahead of print]

Rademaker M, Agnew K, Anagnostou N, Andrews M, Armour K, Baker C, Foley P, Gebauer K, Gupta M, Marshman G, Rubel D, Sullivan J, Wong LC. Psoriasis and infection. A clinical practice narrative. *Australas J Dermatol*. 60(2):91-98

Photiou L, Foley P, Ross G. Solar urticarial - An Australian case series of 83 patients. *Australas J Dermatol*. 2019. 60(2):110-117

Wong GN, Lee S, Foley P. A case of widespread molluscum contagiosum caused by baricitinib, a Janus kinase inhibitor. *Australas J Dermatol*. 2019. [Epub ahead of print]

Rademaker M, Rubel DM, Agnew K, Andrews M, Armour KS, Baker C, Foley P, Gebauer K, Goh MS, Gupta M, Marshman G, Prince HM, Sullivan J. Psoriasis and cancer. An Australian/New Zealand narrative. *Australas J Dermatol*. 2019. 60(1):12-18

Armstrong AW, Reich K, Foley P, Han C, Song M, Shen YK, You Y, Papp KA. Improvement in Patient-Reported Outcomes (Dermatology Life Quality Index and the Psoriasis Symptoms and Signs Diary) with Guselkumab in Moderate-to-Severe Plaque Psoriasis: Results from

the Phase II VOYAGE 1 and VOYAGE 2 Studies. *Am J Clin Dermatol*. 2019. 20(1):155-164

Zouboulis CC, Okun MM, Prens EP, Gniadecki R, Foley PA, Lynde C, Weisman J, Gu Y, Williams DA, Jemec GBE. Long-term adalimumab efficacy in patients with moderate-to-severe hidradenitis suppuratives/acne inversa: 3-year results of a phase 3 open-label extension study. *J Am Acad Dermatol*. 2019. 80(1):60-69

Associate Professor Stephen Gilmore

Gilmore SJ. Lyapunov exponents and temperature transitions in a warming Australia. *J Clim*. 2019. 32: 2969-89

Gilmore SJ. Automated decision support in melanocytic lesion management. *PLoS One*. 2018. 7:13(9)

Gilmore SJ. Nicotinamide and skin cancer chemoprevention: the jury is still out. *Aust J Derm*. 2018. 59(1): 6-9

Associate Professor Johannes Kern

Wang CY, Kern J, Howard A. Late-onset malalignment of the great toenails. *Australas J Dermatol*. 2019. [Epub ahead of print]

Kern JS, Schwieger-Briel A, Löwe S, Sumeray M, Davis C, Martinez AE. Oleogel-S10 Phase 3 study "EASE" for epidermolysis bullosa: study design and rationale. *Trials*. 2019. 20(1):350

Doolan BJ, Prakash S, Tan CG, Kern JS. The use of cassettes for the collection of nail biopsy specimens. *Australas J Dermatol*. 2019. 60(3):248-250

Yun JSW, Yap T, Martyres R, Kern JS, Varigos G, Scardamaglia L. The association of mycophenolate mofetil and human herpes virus infection. *J Dermatolog Treat*. 2019. 24:1-32

Hébert V, Boulard C, Houivet E, Duvert Lehenbre S, Borradori L, Della Torre R, Feliciani C, Fania L, Zambruno G, Camaioni DB, Didona B, Marinovic B, Schmidt E, Schumacher N, Hünefeldt C, Schanz S, Kern JS, Hofmann S, Bouyeure AC, Picard-Dahan C, Prost-Squarcioni C, Caux F, Alexandre M, Ingen-Housz-Oro S, Bagot M, Tancrede-Bohin E, Bouaziz JD, Franck N, Vabres P, Labeille B, Richard MA, Delaporte E, Dupuy A, D'Incan M, Quereux G, Skowro F, Paul C, Livideanu CB, Beylot-Barry M, Doutre MS, Avenel-Audran M, Bedane C, Bernard P, Machet L, Maillard H, Jullien D, Debarbieux S, Sassolas B, Misery L, Abasq C, Dereure O, Lagoutte P, Ferranti V, Werth VP, Murrell DF, Hertl M, Benichou J, Joly P, French Study Group on Autoimmune Bullous Skin Diseases; Autoimmune Bullous Skin Disease Task Force of the European Academy of Dermatology and Venereology. Large International Validation of ABSIS and PDAI Pemphigus Severity Scores. *J Invest Dermatol*. 2019. 139(1):31-37

Schauer F, Kern JS, Virtic O, Technau-Hafsi K, Meiss F, Thoma K, Athanasiou I, Sitaru C, Di Zenzo G, Izumi K, Nishie W, Shimizu H, Bruckner-Tuderman L, Kiritsi D. A new clinical variant of acquired reactive perforating dermatosis-like bullous pemphigoid. *Br J Dermatol*. 2019. 180(1):231-232

Meiss F, Technau-Hafsi K, Kern JS, May AM. Eosinophilic dermatosis of hematologic malignancy: Correlation of molecular characteristics of skin lesions and extracutaneous manifestations of hematologic malignancy. *J Cutan Pathol*. 2019. 46(3):175-181

Schauer F, Kern JS, Kiritsi D. Systemic retinoids for treatment of recalcitrant IgA pemphigus.

Orphanet J Rare Dis. 2018. 13(1): 163

Anthony E, Arnold AW, Kern JS. Bluish grey pigmentation. *J Dtsch Dermatol Ges*. 2018. 16(9):1149-1151

Swoboda S, Technau-Hafsi K, May AM, Wolter M, Kern JS, Meiss F. Recurrent ulceronecrotic plaques and nodules with spontaneous remission. *J Dtsch Dermatol Ges*. 2018. 16(9):1155-1158

Presentations

05/2019 Kern JS

Presentations: 'Mucous membrane pemphigoid – concepts and controversies';

'Onychopapilloma'; 'Overview, the itchy patient and evidence for the pruritus screen'

Session chair: 'Immunobullous disorders'; 'The challenging consultation' 52nd Annual Scientific Meeting, Australasian College of Dermatologists, Melbourne, Australia

Associate Professor Rosemary Nixon AM

Publications-Book chapters:

Nixon R, Allnut K, Diepgen T. Contact Dermatitis, chapter 35. Middletons Allergy, Principles and Practice. Elsevier 2018.

Nixon R. Tosylamide formaldehyde resin, Practical Guide to Contact Dermatitis and Common Contact Allergens. McFadden J, Pongpaiboj K, Puangpet P, Thaiwat S. Springer Berlin 2019

Ulrich NH, Mizutani H, Nixon RL, Thyssen JP. Occupational hand eczema, chapter. In Contact Dermatitis, ed J Duus-Johansen, Frosch P, Lepoittevin JP. Springer Berlin 2019.

Mizutani H, Nixon RL. The Australian Baseline Series, chapter. In Contact Dermatitis, ed J Duus-Johansen, Frosch P, Lepoittevin JP. Springer Berlin 2019.

Allnut K, Nixon RL. Occupational contact dermatitis, chapter. In Patty's Industrial Hygiene. 7th edition, ed B Cohnssen, Wiley 2019.

Publications- Journal articles:

Ricciardo B, Nixon RL, Tam MM, Radic R, Ricciardo B. Allergic contact dermatitis to Dermabond® Prineo® following elective orthopedic surgery: a case series. Orthopaedics. 2019 [Epub ahead of print]

Felmingham C, Davenport R, Bala H, Palmer A, Nixon R. Allergic contact dermatitis in children and proposal for an Australian Paediatric Baseline Series. Accepted, Australas J Dermatol 2019

Felmingham C, Yip L, Tam M, Nixon RL. Allergy to sunscreen and leave-on facial products is not a likely causative mechanism in frontal fibrosing alopecia – perspective from contact allergy experts. Br J Dermatol. 2019 [Epub ahead of print]

Bravo E, Felmingham C, Nixon RL. Fiberglass dermatitis in a caravan manufacturer manifesting as prurigo nodularis. Contact Dermatitis. 2019 [Epub ahead of print]

Flury M, Cahill J, Nixon RL. Occupational contact dermatitis caused by opioids: a case series. Contact Dermatitis. 2019 [Epub ahead of print]

Felmingham C, Nixon R, Palmer A, Lee A. Allergic contact dermatitis caused by benzoisothiazolinone in a continuous positive airway pressure mask liquid soap. Contact Dermatitis. 2019. 81:152-153.

Photiou L, Tam MM, Nixon R, Green J, Yip L. The pathogenesis of frontal fibrosing alopecia. Australas J Dermatol. 2019. 60:99-104.

Bingham L, Tam MM, Palmer AM, Cahill JL, Nixon RL. Contact dermatitis to lavender: A retrospective study from an Australian clinic. Contact Dermatitis. 2019. 81:37-42.

Wong GN, Shen S and Nixon R. Case report: Severe allergic contact dermatitis to topical bufexamac requiring hospitalisation. Contact Dermatitis. 2018. 80:395-397.

Felmingham C, Nixon R. Skin barrier in atopic dermatitis. <https://www.dermnetnz.org/topics/skinbarrierinatopicdermatitis>

Osti M, Nixon R. Lipodermatosclerosis. <https://www.dermnetnz.org/topics/lipodermatosclerosis>.

Dr Bishakha Rajagopalan

Rajagopalan A, Rajagopalan EJ, Rajagopalan B. Left or right? An Australian study of the laterality of skin cancers. Australas J Dermatol. 2019. 60(3):253-254

Huq AJ, Walsh M, Rajagopalan B, Finlay M, Trainer AH, Bonnet F, Sevenet N, Winship IM.

Mutations in SUFU and PTCH1 genes may cause different cutaneous cancer predisposition syndromes: similar, but not the same. Fam Cancer. 2018. 17(4):601-606

Poster presentations:

Rajagopalan A, Rajagopalan EJ, Prakash S, Rajagopalan B. Familial links in lichen planopilaris. Australasian College of Dermatologists 52nd Annual Scientific Meeting 18th-21st May 2019

Dr Aaron Robinson

Doolan BJ, Robinson AJ, Regan M, Ragunathan A, Winship I. Genetic mosaicism in dermatology: Clinical utility of genetic testing of skin lesions. Australas J Dermatol. 2019. in press.

Wong N, Robinson, AJ, Ross G. A case of unilateral polymorphic light eruption in brachial plexopathy. Australas J Dermatol. 2019. in press.

Doolan BJ, Robinson AJ, Wolfe R, Kelly W, McLean C, McCormack C, Henderson MA, Pan Y. Accuracy of partial biopsies in the management of cutaneous melanoma. Australas J Dermatol. 2019. in press.

Professor Rodney Sinclair

Sinclair R, Arasu A, Meah N. Skin checks in primary care. Aust J Gen Pract. 2019. 48 (9):614-619

Ramos PM, Sinclair R, Kasprzak M, Miot HA. Minoxidil 1 mg Orally versus Minoxidil 5% solution topically for the treatment of female pattern hair loss: A randomized clinical trial. J Am Acad Dermatol. 2019 [Epub ahead of print]

Ismail FF, Sinclair RD, Pinczewski J. Refractory Lupus Erythematosus Tumidus responsive to Tildrakizumab. Dermatol Ther. 2019 [Epub ahead of print]

Ramos PM, Goren A, Sinclair R, Miot HA. Oral Minoxidil bio activation by hair follicle outer root sheath cell sulfotransferase enzymes predicts clinical efficacy in female pattern hair loss. J Eur Acad Dermatol Venereol. 2019 [Epub ahead of print]

Lai VWY, Chen G, Sinclair R. Impact of cyclosporin treatment on health-related quality of life of patients with alopecia areata. J Dermatolog Treat. 2019 [Epub ahead of print]

Ismail FF, McGrath J, Sinclair R. Schopf-Schulz-Passarge syndrome: a rare ectodermal dysplasia with a delayed diagnosis. Int J Dermatol. 2019 [Epub ahead of print]

Westgate GE, Bergfeld WF, Ceh V, Hordinsky M, Sinclair R, BM Piraccini, Kang H, Ohshima M. Thirty years (and more) of hair research societies. J Am Acad Dermatol. 2019. 81 (2): 652-653

Kovacevic M, McCoy J, Goren A, Situm M, Stanimirovic A, Liu W, Tan Y, Vano-Galvan S, Shapiro J, Sinclair R. Novel shampoo reduces hair shedding by contracting the arrector pili muscle via the trace amine associated receptor. J Cosmet Dermatol. 2019.

Sinclair R. Detection and treatment of excessive hair shedding. US Patent App. 16/252,107

Bhoyrul B, Sinclair R. Successful treatment of keratosis follicularis spinulosa decalvans with an 800-nm diode laser. Dermatol Surg. 2019 [Epub ahead of print]

Papp KA, Reich K, Blauvelt A, Kimball AB, Gooderham M, Tying SK, Sinclair R, Thaci D, Li Q, Cichanowitz N, Green S, La Rosa C. Efficacy of tildrakizumab for moderate to severe plaque psoriasis: pooled analysis of three randomized controlled trials at weeks 12 and 28. J Eur Acad Dermatol Venereol. 2019. 33 (6): 1098-1106

Photiou L, Sinclair R, Vyas R. Maybe not just a new mole - assessing patient understanding of signs of melanoma. Australas J Dermatol. 2019. 60: 79-79

Sinclair R. Treatment of alopecia areata: An expert consensus. Australas J Dermatol. 2019. 60: 10-10

Photiou L, Meah N, Wall D, Sinclair R. Tofacitinib for chronic, refractory, moderate to severe alopecia areata: A retrospective review of 127 patients. Australas J Dermatol. 2019. 60: 80-80

Lai V, Chen G, Gin D, Sinclair R. Health-related quality of life of patients with alopecia areata. Australas J Dermatol. 2019. 60: 56-56

Villarreal-Villarreal CD, Sinclair RD, Martínez-Jacobo L, Garza-Rodríguez V, Rodríguez-Leon SA, Lamadrid-Zertuche AC, Rodríguez-Gutiérrez R, Ortiz-Lopez R, Rojas-Martínez A, Ocampo-Candiani J. Prostaglandins in androgenetic alopecia in 12 men and four female. J Eur Acad Dermatol Venereol. 2019. 33(5): e214-e215

Kasprzak M, Sicińska J, Sinclair R. The Trichoscopy Derived Sinclair Scale: Enhancing visual assessment through quantitative trichoscopy. Australas J Dermatol. 2019. 60(2): 134-136

Cranwell WC, Lai VWY, Photiou L, Meah N, Wall D, Rathnayake D, Joseph S, Chitreddy V, Gunatheesan S, Sindhu K, Sharma P, Green J, Eisman S, Yip L, Jones L, Sinclair R.

Treatment of alopecia areata: An Australian expert consensus statement. *Australas J Dermatol*. 2019. 60 (2): 163-170

Honigsmann A, De Cruz R, Sinclair R, Winship I. Chondrodysplasia punctata (CDPX 2) in a male caused by single gene mosaicism: A 20 year follow up. *Australas J Dermatol*. 2019. 60 (2): e160-e162

Lai VWY, Chen G, Gin D, Sinclair R. Cyclosporin for moderate to severe alopecia areata: a double-blind, randomized, placebo-controlled clinical trial of efficacy and safety. *J Am Acad Dermatol*. 2019. 81(3): 694-701

Sharma A, Goren A, Dhurat R, Agrawal S, Sinclair R, Trüeb RM. Tretinoin enhances minoxidil response in androgenetic alopecia patients by upregulating follicular sulfotransferase enzymes. *Dermatol Ther*. 2019. 32(3):e12915

Cranwell WC, Sinclair R. Sunscreen and facial skincare products in frontal fibrosing alopecia: a case-control study. *Brit J Dermatol*. 2019. 180 (4): 943-944

Benhadou F, Van der Zee HH, Pascual JC, Rigopoulos D, Katoulis A, Liakou AI, Daxhelet M, Romanelli M, Iannone M, Kinyo A, Nikolakis G, Zouboulis CC, Dessinioti C, Zisimou C, Antoniou C, Alavi, A, Mintoff D, Aquilina S, Matusiak L, Szepietowski JC, Sinclair R, Husein-ElAhmed H, von Laffert M, Revuz J, Danby B, Puig L, Theut Riis P, Jemec GBE, van van Straalen K, Wigny KMGJ, Del Marmol V, Guillem P. Pilonidal sinus disease: an intergluteal localization of hidradenitis suppurativa/acne inversa: a cross sectional study among 2465 patients. *Brit J Dermatol*. 2019 [Epub ahead of print]

Sinclair R. Detection and treatment of excessive hair shedding. US Patent App. 10/226,462

Gupta AK, Cole J, Deutsch DP, Everts PA, Niedbalski RP, Panchaprateep R, Rinaldi F, Rose PT, Sinclair R, Vogel JE, Welter RJ, Zufelt MD, Puig CJ. Platelet-Rich plasma as a treatment for androgenetic alopecia. *Dermatol Surg*. 2019 [Epub ahead of print]

Tziotziou C, Petridis C, Dand N, Ainali C, Saklatvala JR, Pullabhatla V, Onoufriadi A, Pramanik R, Baudry D, Lee SH, Wood K, Liu L, Seegobin S, Michelotti GA, Lwin SM, Christou EAA, Curtis CJ, de Rinaldis E, Saxena A, Holmes S, Harries M, Palamaras I, Cunningham F, Parkins G, Kaur M, Farrant P, McDonagh A, Messenger A, Jones J, Jolliffe V, Ali I, Arder-Jones M, Mitchell C, Burrows N, Atkar R, Banfield C, Alexandroff A, Champagne C, Cooper HL, Vañó-Galván S, Molina-Ruiz AM, Perez NO, Patel GK, Macbeth A, Page M, Bryden A, Mowbray M, Wahie S, Armstrong K, Cooke N, Goodfield M, Man I, de Berker D, Dunnill G, Takwale A, Rao A, Siah TW, Sinclair R, Wade MS, Dlova NC, Setterfield J, Lewis F, Bhargava K, Kirkpatrick N, Estivill X, Stefanato CM, Flohr C, Spector T, Watt FM, Smith CH, Barker JN, Fenton DA, Simpson MA, McGrath JA. Genome-wide association study in frontal fibrosing alopecia identifies four susceptibility loci including HLA-B* 07: 02. *Nat Commun*. 2019. 10(1):1150

Lai VWY, Chen G, Gin D, Sinclair R. Systemic treatments for alopecia areata: A systematic review. *Australas J Dermatol*. 2019. 60 (1): e1-e13

Photiou I, Sinclair R. Subungual Bowen disease. Complete remission 14 years post-photodynamic therapy (PDT). *Australas J Dermatol*. 2019. 60(1): 74-75

Cranwell WC, Sinclair R. Frontal fibrosing alopecia: regrowth following cessation of sunscreen on the forehead. *Australas J Dermatol*. 2019. 60 (1): 60-61

Nemazannikova N, Blatch GL, Dass CR, Sinclair R, Apostolopoulos V. Vitamin D enzymes (CYP27A1, CYP27B1, and CYP24A1) and receptor expression in non-melanoma skin cancer. *Acta Biochim Biophys Sin*. 2019. 51 (4): 444-447

Vañó-Galván S, Saceda-Corralo D, Blume-Peytavi U, Cucchia J, Dlova NC, Gavazzoni Dias MFR, Grimalt R, Guzmán-Sánchez D, Harries M, Ho A, Holmes S, Larrondo J, Mosam A, Oliveira-Souares RI, Pinto GM, Piraccini BM, Pirmez R, De la Rosa Carrillo D, Rudnicka L, Shapiro J, Sinclair R, Tosti A, Trüeb RM, Vogt A, Miteva M. Frequency of the Types of Alopecia at Twenty-Two Specialist Hair Clinics: A Multicenter Study. *Skin Appendage Disord*. 2019. 5(5):309-315

Sinclair R, Thirthar Palanivelu, V. Tildrakizumab for the treatment of psoriasis. *Immunotherapy*. 2018. 10(13) 1105-1122

Bokhari L, Sinclair R, Treatment of alopecia universalis with topical Janus kinase inhibitors—a double blind, placebo, and active controlled pilot study. *Int J Dermatol*. 2019. 57 (12): 1464-1470

Cranwell W, Sinclair R. Loose anagen hair syndrome: Treatment with systemic minoxidil characterised by marked hair colour change. *Australas J Dermatol*. 2018. 59(4): e286-e287

Goren A, Sharma A, Dhurat R, Shapiro J, Sinclair R, Situm M, Kovacevic M, Lukinovic Skudar V, Goldust M, Lotti T, McCoy J. Low dose daily aspirin reduces topical minoxidil efficacy in androgenetic alopecia patients. *Dermatol Ther*. 2018. 31(6): e12741

Cranwell W, Sinclair R. Common causes of paediatric alopecia. *Aust J Gen Pract*. 2018. 47 (10): 692-696

Blauvelt A, Reich K, Papp KA, Kimball AB, Gooderham M, Tying SK, Sinclair R, Thaçi D, Li Q, Cichanowitz N, Green S, La Rosa C. Safety of tildrakizumab for moderate-to-severe chronic plaque psoriasis: pooled analysis of three randomized controlled studies. *Br J Dermatol*. 2018. 179(3): 615-622

Reich K, Papp K, Thaçi D, Kimball A, Sinclair R, Tying S, Cichanowitz N, Li Q, la Rosa C, Blauvelt A. Safety and tolerability of tildrakizumab, an anti-interleukin-23p19 monoclonal antibody, in patients with chronic plaque psoriasis over two years of treatment: Results from long-term extensions of two phase III clinical studies (reSURFACE 1 and reSURFACE 2). *J Am Acad Dermatol*. 2018. 79(3): AB251

Murrell D, Stavropoulos P, Patsatsi A, Zeeli T, Baum S, Bassukas I, Caux F, Roussaki A, Sinclair R, Kern J, Gourlay S, Joly P. LB1509 Anti-desmoglein levels & response to the BTK inhibitor PRN1008 in pemphigus. *J Invest Dermatol*. 2018. 138 (9): B7

Blauvelt A, Reich K, Papp K, Tying S, Sinclair R, Thaçi D, Gooderham M, Li Q, Cichanowitz N, la Rosa, C. Predictors of response to tildrakizumab for moderate-to-severe chronic plaque psoriasis. *J Am Acad Dermatol*. 2018. 79(3): AB226

Papp K, Kimball A, Blauvelt A, K Reich, Gooderham M, Tying S, Sinclair R, Thaçi D, Zhou Y, la Rosa, C. Effect of tildrakizumab on personal relationships in patients with moderate-to-severe chronic plaque psoriasis. *J Am Acad Dermatol*. 2018. 79(3): AB116

Dr Mei Tam

Photiou L, Nixon RL, Tam M, Green J, Yip L. An update of the pathogenesis of frontal fibrosing alopecia: What does the current evidence tell us? *Australas J Dermatol*. 2019. 60(2):99-104

Bingham LJ, Tam MM, Palmer AM, Cahill JL, Nixon RL. Contact allergy and allergic contact dermatitis to lavender: A retrospective study from an Australian clinic. *Contact Dermatitis*. 2019. 81(1):37-42

Wong GN, Wee E, Tam M, Kelly R. Pentoxifylline as a treatment for granuloma annulare. *Australas J Dermatol*. 2019 [Epub ahead of print]

Attendances and Presentation:

Department of Dermatology SVH annual research and training symposium

Feb 2018 Fragrance a contributor

Feb 2019 Isobornyl acrylate allergy in glucose-sensor (Freestyle Libre)

Presentations:

Patch Testing Education Day May 2018

When the Australian baseline series is not enough. Interesting cases.

Patch Test Education Day May 2019

Talk on Cheilitis, Diagnosis and Management

Patch Test Interactive: 1. Fragrances 2. Hair dye

Dr Natalie Wong

Wong GN, Wee E, Tam M, Kelly R. Pentoxifylline as a treatment for granuloma annulare. *Australas J Dermatol*. 2019. [Epub ahead of print]

Wong GN, Lee S, Foley P. A case of widespread molluscum contagiosum in the context of baricitinib, a Janus kinase inhibitor. *Australas J Dermatol*. 2019. [Epub ahead of print]

Wong GN, Robinson A, Ross G. A case of unilateral polymorphic light eruption in brachial plexopathy. *Australas J Dermatol*. 2019. [Epub ahead of print]

Wong GN, Shen S, Nixon R. Severe allergic contact dermatitis to topical buprenorphine requiring hospitalization. *Contact Dermatitis*. 2019. 80:391-393.

Wong GN, Li J, Williams A, Mohamed M, Chong AH. A large annular scaly plaque. *Aust Fam Physician*. 2018. 47(11):783-784

FINANCIAL COMPARATIVE STATISTICS

CLINICS	2017/18	2018/19
Numbers of Patient Services	21,247	23,274
Numbers of ODREC/Contact Services	1,100	1,448
Numbers of Photography Services	4,670	4,321
TOTAL	27,017	29,043

EDUCATION		
Number of education sessions	133	121
Number of attendees	2,330	2,041

RESEARCH AND TRIALS		
Number of clinical trials undertaken(i.)	30	27
Value of clinical trials	\$803,570	\$563,892

AUSTRALASIAN PSORIASIS REGISTRY		
Number of participating sites	52 (ii.)	31
Number of patients on Registry	2,270	1,853

(i.) This includes epidemiological and basic research studies.

(ii.) Total number of sites is 104. There are 52 active sites with sites with 5 or more patients.

STATEMENT OF FINANCIAL PERFORMANCE

REVENUE	2017/18	2018/19
Revenue from services	\$3,894,015	\$4,539,866
Pathology joint venture	\$1,186,634	\$1,237,567
Grants	\$1,320,583	\$1,376,515
Drugs and other trials	\$803,570	\$872,967
Other income	\$54,670	\$219,512
Rental income	\$323,231	\$345,327
Donations & fundraising	\$41,331	\$123,922
Interest and investment income	\$86,369	\$111,253
Total Revenue	\$7,710,403	\$8,826,929

EXPENDITURE		
Bank charges	\$15,082	\$17,468
Depreciation expense	\$119,595	\$198,778
Employee benefits expense	\$5,639,438	\$6,360,546
Finance costs	\$148,894	\$144,973
Insurance	\$57,596	\$68,524
Leasing costs	\$31,485	\$27,830
Centre expenses	\$444,561	\$502,712
Occupancy costs	\$304,372	\$327,706
Office expenses	\$129,830	\$141,864
Other expenses	\$359,414	\$548,997
Professional fees	\$117,526	\$138,907
Total Expenditure	\$7,367,793	\$8,478,305

Operating Profit	\$342,610	\$348,624
Other Income/(Expenditure)	\$-	\$-
Net Profit/(Loss)	\$342,610	\$348,624
Other Comprehensive Income/(Expenditure)	\$-	\$-
Total Comprehensive Profit/(Loss)	\$342,610	\$348,624

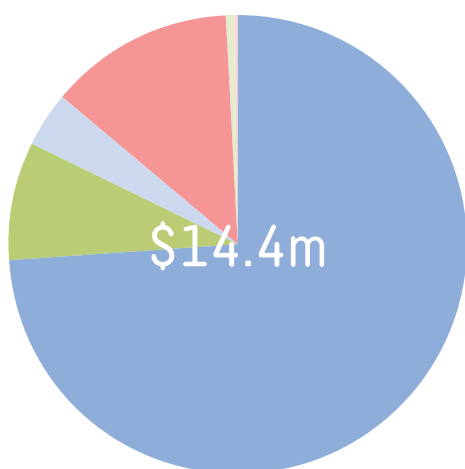
STATEMENT OF FINANCIAL POSITION

ASSETS	2017/18	2018/19
Property, plant and equipment	\$10,824,414	\$10,682,557
Cash and cash equivalents	\$854,889	\$1,200,533
Trade and other receivables	\$603,888	\$550,145
Other financial assets	\$1,739,748	\$1,853,063
Prepayments	\$129,550	\$199,178
Investments	\$10	\$10
Total Assets	\$14,152,499	\$14,485,486

LIABILITIES	2017/18	2018/19
Borrowings	\$3,389,604	\$3,279,543
Trade and other payables	\$792,330	\$840,298
Provisions	\$583,610	\$754,470
Other liabilities	\$469,176	\$344,772
Total Liabilities	\$5,234,720	\$5,219,083

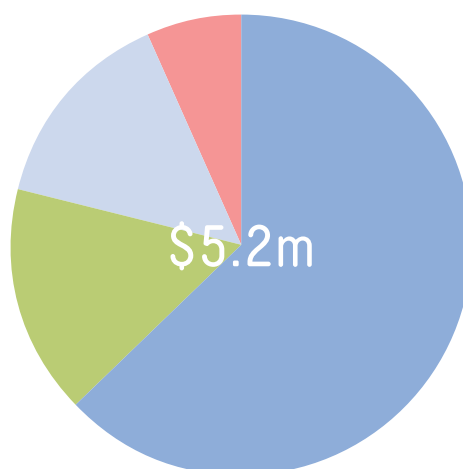
NET ASSETS	\$8,917,779	\$9,266,403
-------------------	--------------------	--------------------

Full audited accounts are available on request or can be downloaded from our website.
The auditors for Skin & Cancer Foundation Inc. are Saward Dawson Chartered Accountants



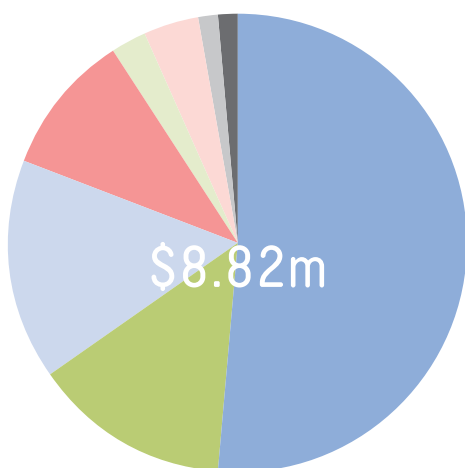
ASSETS

- Property, plant and equipment
- Cash and cash equivalents
- Trade and other receivables
- Other financial assets
- Prepayments
- Investments



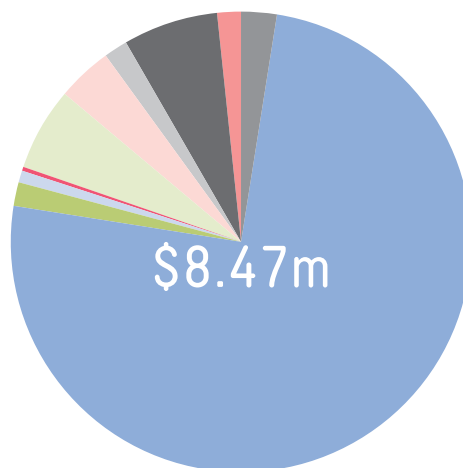
LIABILITIES

- Borrowings
- Trade and other payables
- Provisions
- Other liabilities



REVENUE

- Revenue from services
- Pathology joint venture
- Grants
- Drugs and other trials
- Other income
- Rental income
- Donations & fundraising
- Interest and investment income



EXPENDITURE

- Bank charges
- Depreciation expense
- Employee benefits expense
- Finance costs
- Insurance
- Leasing costs
- Centre expenses
- Occupancy costs
- Office expenses
- Other expenses
- Professional fees

FINANCIAL COMMENTARY

OPERATING PERFORMANCE

The net operating surplus from operations was \$348,624 for FY2019 compared to \$342,610 for 2018 - an increase of \$6,014.

This net operating surplus comes after taking into account \$55k in one-off costs associated with the re-branding program to be rolled out in October 2019. The underlying operating result is therefore considered substantially higher than the \$348k, at \$404K, the highest result achieved by the Foundation to date. This result highlights the significant increase in activity, income and paves the way for future ongoing growth. See the President and Executive Director's reports.

The total revenue of \$8,826,929 was generated for FY2019 compared to \$7,710,403 for 2018 being an increase of \$1,116,526.

The principal sources of increased revenue were:

- Day procedure centre fees (up \$289,575)
- ASCD Income (up \$202,114)
- Private clinic fees (up \$185,158)
- Medical Fees (\$113,261)
- Donations (up \$82,591)
- Drugs and other trials (up \$69,397)
- Grants (up \$55,932)
- Pathology JV Income (up \$50,933)

Total expenditure of \$8,478,305 was incurred for FY2019 compared to \$7,367,793 for 2018 being an increase of \$1,110,512.

The principal source of increased expenditure was employment costs (up \$721,108) primarily to deliver the increased activity.

FINANCIAL POSITION

The Foundation's net assets have increased from \$8,917K to \$9,266K reflecting the strength of the operating result. Prepaid income represents \$344,772 of total liabilities, being funds received in advance for next year. The major amount included is \$59,250 from the Australasian College of Dermatologists related to registrar funding.

The Foundation's positive cash flow enabled a further reduction of \$105,000 from the property loan from \$3,158,188 to \$3,053,188. Cash and Cash equivalents have grown to \$1,201K from \$854K in the prior year also reflecting the strong operating performance.

“

You should all be commended for the standard you offer. Every staff member made me feel 100% important with the diligent and professional manner in which they went about their duty of care.”

Patient, March 2018

Many individuals and organisations contribute in a variety of ways to support the Foundation each year.

The support of our dedicated volunteers, donors, other individuals, philanthropists, community groups and companies is critical to our work. Their support does make an enormous difference and is genuinely appreciated.

The Foundation also thanks our member dermatologists, many of whom donate their precious time to provide clinical services, teach, and conduct outstanding, world-class research.

Education Affiliations and Associates:

Monash University
University of Melbourne
Australasian College of Dermatologists
Australian Dermatology Nurses Association
DermNet NZ
New Zealand Dermatology Nurses Society
NZ Dermatological Society Inc
Victorian Faculty of the Australian College of Dermatologists

Research and Education Partners:

AbbVie
Celgene
Ego Pharmaceuticals
Eli Lilly
Galderma
Janssen Cilag
Johnson & Johnson Pacific
Novartis
Pfizer
Sun Pharma

Hospital Affiliations & Accreditation:

Department of Health and Human Services
Peter MacCallum Cancer Centre
Royal Melbourne Hospital
Royal Victorian Eye and Ear Hospital
St. Vincent's Hospital Melbourne
The Alfred
The Austin Hospital
The Royal Children's Hospital
Victorian Comprehensive Cancer Centre (VCCC)
Victorian Melanoma Service
Western Health

Medical Partnerships:

Probit Medical Research
BioGrid
Cancer Council
SunSmart
Melanoma Institute Australia

Community Partnerships:

Arts Access Victoria
Australia Alopecia Areata Foundation Inc
Dystrophic Epidermolysis Bullosa Research Association (DEBRA)
Gorlin Syndrome
Patient Association
Melanoma Patients Australia
Nevus Support Australia
Psoriasis Australia
Vitiligo Association of Australia

Sponsors:

Major Sponsor:
Melbourne Pathology

Other Sponsors:

AbbVie
Allergan
Amgen
AMSL
Boehringer Ingelheim
Botanix
Bristol-Myers Squibb
Celgene
CSL
Ego Pharmaceuticals
Eli Lilly
Galderma
Janssen Cilag
Johnson & Johnson Pacific
Leo Pharmaceuticals
Macquarie Medical Systems
Medicine-X
Novartis
Pfizer
Regeneron
Sun Pharma

Advisory and Supply:

Herbert Smith Freehill
Kathryn Watt
Lander & Rogers
Leica Bio Systems
Macquarie Medical Systems
Moore Stephens
NAB
PwC
Saward Dawson
The Wigs Cellars
Warner & Webster

Foundations:

The Bauer Foundation
The Gaudry Foundation
The Pratt Foundation

Campaign Supporters:

Associate Professor Rosemary Nixon AM
Ben Pedley
Ian Pedley
Dr. Timothy O'Brien
Fritha Borland
Greenwich English Language Centre
Ian Bevan-Davies
Lachlan Monger
Peter Monaghan
Robert Hadler
Sally Stewart
Sue Deane
Virginia Stanhope

IT Partners:

Connecting UP
Microsoft
Pixo

Volunteers:

The Mac.Robertson Girls' High School
Gowri Rajaram

Significant innovations in the treatment, education and research of skin health are achieved at the Foundation and by its members. We make a difference for patients affected by skin disease, skin cancer and melanoma.

The Foundation is a not-for-profit organisation that has Deductible Gift Recipient (DGR) status. We have also been endorsed by the Australian Taxation Office for Charity Tax Concessions (CTC).

All donations of \$2 or more are tax deductible. Please donate at www.skinhealthinstitute.org.au/donations

