



Skin Health Institute

Level 1, 80 Drummond Street, Carlton, VIC 3053

Telephone: (03) 9623 9400

Facsimile: (03) 9639 3575

Email: info@skinhealthinstitute.org.au

Website: skinhealthinstitute.org.au

Twitter: @SkinHealth_Inst

Instagram: @skin_health_institute

Facebook: facebook.com/SkinHealthInstitute

LinkedIn: Skin Health Institute

The Skin Health Institute respectfully acknowledges that we work on the traditional land of the Kulin Nation, and we acknowledge the Wurundjeri people who are the traditional custodians of this land.

We pay respect to Elders past, present and those of the future.





About Us, Vision & Purpose	4
Our Board	5
Timeline	6
Organisation Chart	8
Our Impact Story	9
President's Report	10
CEO Report	12
Excellence in Service Delivery & Care	14
Patient Interview	18
2021/2022 Consultants	19
Farewell to A/Prof Anthony Hall	20
Education & Training	22
Clinical Research and Advanced Targeted Therapies	30
Research & Evidence	34
Clinical Trials Fellow Story	37
Clinical Trials Patient Story	38
Partnerships	40
Partners	41
Financial Report	42
Publication List	45

About Us

Founded in 1987 by a group of visionary dermatologists, the Skin Health Institute is a unique organisation providing the very best in diagnosis, treatment and patient care; education and skin health advocacy; and research and trials that help shape clinical practice around the world.

The Institute is the only centre in Victoria dedicated to furthering the three pillars of skin treatment, education and research. We work closely with the Australasian College of Dermatologists to provide world-class education to local, national and international audiences comprising medical, nursing and allied health staff.

We embrace a collaborative, multidisciplinary approach with a multi-skilled team to provide excellence in our core areas.

Currently, there are 67 dermatologists, 8 plastic surgeons, a psychiatrist, a psychologist, a podiatrist, a rheumatologist, an oral mucosal specialist, and other allied health care professionals, all working together to deliver the highest quality support and care to our patients.

In all our work, we aim to improve skin health and awareness for all Australians, and every day, we work to advance treatments in dermatology.

Vision & Purpose

Our vision is to be a centre of excellence in skin health and a home for dermatology. We aim to create a lasting impact in skin health through excellence and innovation in treatment, education and research.

Our Board



**Associate Professor
Rosemary Nixon AM**
President



**Professor
Johannes Kern**
Vice President



Hamish Walton
Company Secretary



Jim Power
Treasurer and Chair of
the Finance, Audit & Risk
Management Committee



Dr Damien Angus
Board Member and
Chair of our Governance
Committee



**Associate Professor
Alvin Chong**
Board Member



Dr Jennifer Cahill
Board Member



**Associate Professor
Patrick Mahar OAM**
Board Member



Margie Stewart
Board Member

Timeline



FEBRUARY 2022

The Education and Engagement team is established



MARCH 2022

The inaugural Pillars of Dermatology Symposium was held, bringing together over 100 national delegates



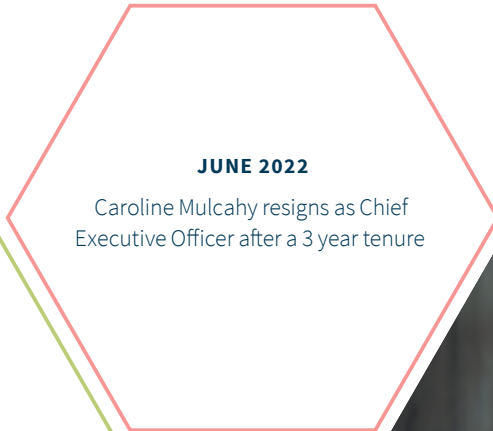
APRIL 2022

Our IT services are outsourced to Webcom Solutions

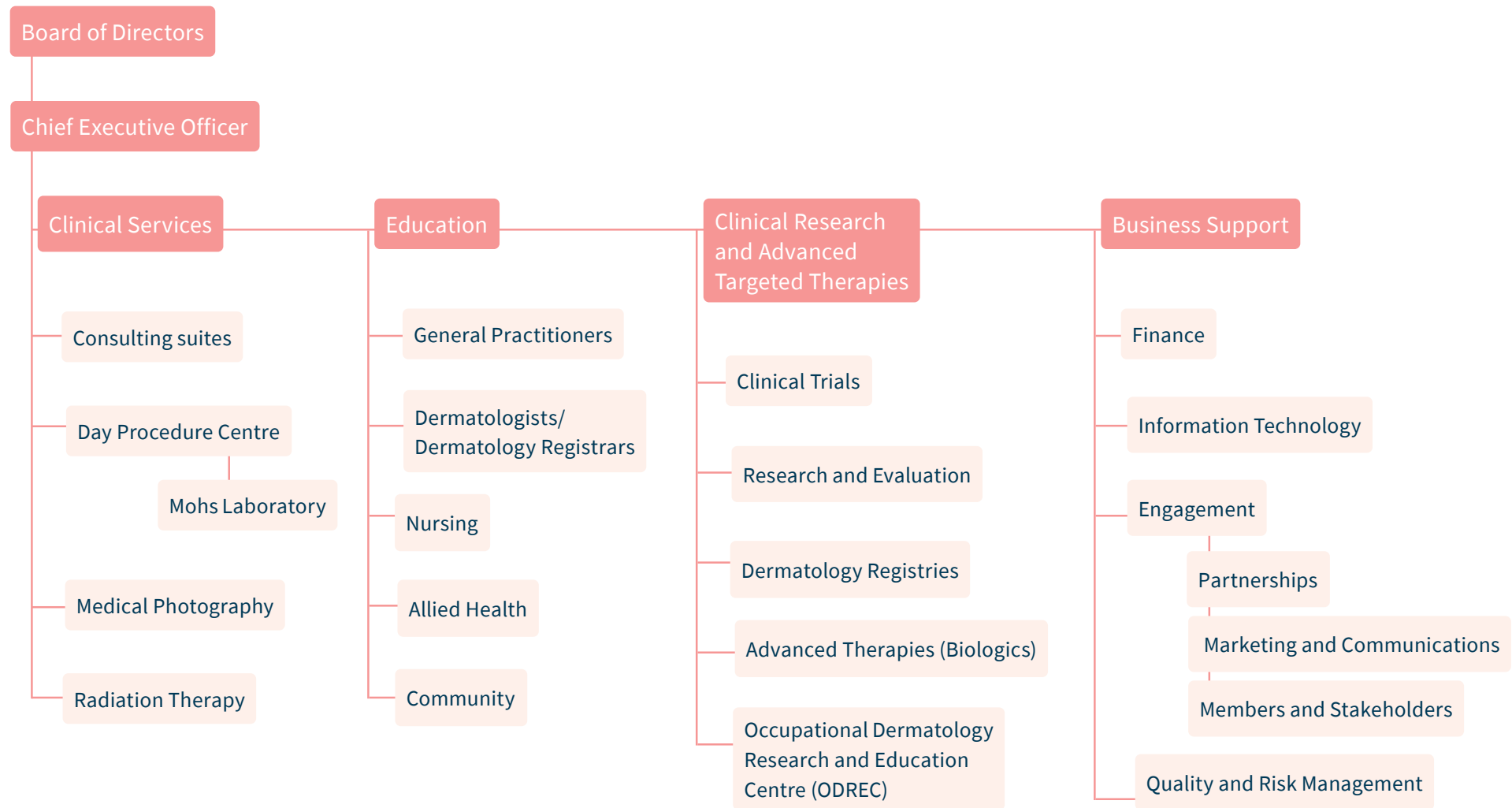


JUNE 2022

Caroline Mulcahy resigns as Chief Executive Officer after a 3 year tenure



Organisation Chart



2021 — 2022

Our Impact Story



Our Medical Photography Department **photographed 5,295 patients**



People from **97 countries** listened to our podcast **Spot Diagnosis**




We had **3,400 people** attend our education events



Our advanced targeted therapies nurses assisted in the care of **over 580 advanced targeted therapies patients**



We were **one of the top recruiters** for an **onychomycosis clinical trial**



There was a **112% increase in attendance** at our GP workshops



We treated **1,697 Advanced Surgery and Mohs Surgery patients**



We have consistently received a **4.5-star feedback rating or higher** on all educational events



We have conducted **20 industry sponsored clinical trials**

A portrait of Rosemary Nixon, a woman with short brown hair, smiling. She is wearing a black blazer over a black shirt with a blue and white floral pattern. The background is dark and out of focus. A large green hexagon is partially visible on the left side of the image.

President's Report

Rosemary Nixon

2021-2022 was not quite the year we were expecting after the numerous lockdowns of 20-21 caused by that pesky pandemic, COVID-19. In fact, even more lockdowns ensued, from July 16-27 and then another big one, from Aug 5 to October 29. After a slow start, the vaccine roll-out meant that for most, COVID was not quite as deadly as in the year before, however new variants have continued to emerge. Nevertheless, despite these disruptions, the federal government's Jobkeeper program ceased, and sadly in the first half 2022, there have been multiple patient and doctor cancellations at SHI caused not only by COVID-19 but a nasty seasonal influenza to boot. Many of us were delighted to attend the Australasian College of Dermatologists' Annual Scientific Meeting in Adelaide in May, the first face-to-face meeting in three years, only for it to become a COVID super-spreader event!

These challenging times have resulted in an appreciable deficit for the Institute, although there have been encouraging signs of a return to profitability just recently. While no staff have been retrenched, vacancies have not been filled, and

everybody has worked extremely hard to fill the gaps. While Trials were impacted by the advent of new biologics onto the Pharmaceutical Benefit Scheme, we saw the Education and Engagement team continue to perform well and we were thrilled recently to renew our arrangement with Melbourne Pathology for another 3 years.

We were tremendously excited last year to welcome A/Prof Pat Mahar OAM to the role of Medical Director, a challenging position at the best of times. Pat has done a stellar job in a difficult role. A/Prof Peter Foley continues to both host and present countless educational sessions, as well as continuing with his roles in Research and Trials and the Targeted Therapies (previously Biologics) clinic.

Two huge contributors to the Institute also resigned after many years of wonderful service: A/Prof Tony Hall from the Men's Health Clinic and A/Prof Vanessa Morgan from Moh's and Hyperhidrosis. Vanessa was appointed as Head of the Dermatology Unit at the Royal Melbourne Hospital, and we extend our sincere congratulations to her.

I must thank our Board members for their support, stability and wise governance, in particular Treasurer Jim Power, Chair of the Finance, Audit and Risk Management Committee and Dr Damien Angus, Chair of the Governance Committee. I would like to thank A/Prof Pat Mahar OAM, Prof Johannes Kern, Margie Stewart and Hamish Walton, as well as Dr Jenny Cahill who joined the Board in December. A/Prof Peter Foley and Dr Edward Upjohn completed outstanding periods of service last year and sadly we received resignations from A/Prof Victoria Mar and Dr Chris Jalilian. We are very grateful for their service. In line with recent trends in governance, the Board was reduced in size to 9 at the AGM, although it still includes a majority of dermatologists (5). A/Prof Alvin Chong took leave of absence from the Board in May and has subsequently tendered his resignation. We have really appreciated his input over the last 18 months, however are delighted to announce that he has been replaced by Dr Aaron Robinson, who took over from Alvin last year as Director of Education. Aaron has continued Alvin's wonderful work in this important area.

In May, Ms Caroline Mulcahy decided not to renew her position as CEO and will leave in September. We sincerely thank her for leadership and a huge amount of hard work. Some highlights have included the Cost of Business review, bringing accounting in-house, the transition to a more strategic and focussed grants and sponsorship program, the incredible pivot to online education and its amazing expansion, a considerable improvement in our back room policies and procedures and risk management... the list goes on. She also leaves us with a superb leadership team: Sarah Chivers, Janice Fernandes, Martina Otten and Magdy Tadros. Thank you, Caroline.

Finally, together with Caroline and on behalf of the Board, I would like to thank all our staff for their efforts and contribution over the last year.

A/Prof Rosemary Nixon AM

BSc (Hons) MBBS MPH FACD FAFOEM



CEO Report

Caroline Mulcahy

Like many businesses, we have experienced another turbulent and challenging year due mainly to the COVID pandemic. Throughout, our staff have continued to work, serving our patients, stakeholders and the wider community, and I cannot think of another period of time in my career where the whole team has risen to tackle (head on) such an overwhelming challenge for such a prolonged period of time. I have been extremely fortunate to work alongside an extraordinary Board and management team who have remained focussed on delivering on our purpose to provide treatment to our patients; education to registrars, GPs and the wider community; and research and clinical trials. Thank you to everyone who has continued to support the Institute this year.

We end the financial year with a budgetary deficit; whilst this is disappointing, we are working toward ensuring the Institute remains viable and sustainable. It is with great pride that I report that we have stayed open every working day possible except for one which required a COVID deep clean. The pandemic has meant that we have focussed our attention on, and ceased, any unnecessary expenditure, and we have maintained several vacant positions to control our employment costs.

“I have been extremely fortunate to work alongside an extraordinary Board and management team who have remained focussed on delivering on our purpose to provide treatment to our patients; education to registrars, GPs and the wider community; and research and clinical trials.”

Although our income was negatively impacted, our balance sheet and financial standing remains strong following prudent investments and a revaluation of the Drummond Street premises. We are in a good position, as we move into the next financial year.

We have farewelled many staff over the last 12 months, and I would like to particularly acknowledge Catherine Bennett, our Deputy Clinical Operations Manager, who we miss greatly. Our staff are our greatest asset and we have also welcomed many who are making a daily impact across all teams. Our new Leadership Team are working extremely well together and are continually reviewing our work practices to ensure manageable workloads as the Institute expands. In addition, we are managing patient appointments and attendances to ensure the building is utilised to maximum capacity, throughput is optimised and we are actively recruiting consultants to join our multi-disciplinary team. All tenancies were maintained and we have made several operational efficiencies over the year, including outsourcing our IT services to WebCom Solutions.

With stringent financial management and strategic and operational plans in place, we are confident that the Institute will recover over time.

This report details many achievements including:

- The Education team continuing to produce and promote online education sessions, despite COVID impacting their ability to deliver a face-to-face education programs
- Our Business Support teams have moved downstairs to a new office, enabling more clinical space and for Biologics to merge with the Clinical Trials team
- Advocacy initiatives with the Cancer Council (skin health) and AMA (regarding Registrar Pay Parity and parental leave)
- Undertaking a Cost of Business Project, a costing exercise with the aim to better understand the actual costs of running all medical and surgical services undertaken
- The Development, Marketing and Communications team merged with the Education team into the 'Education and Engagement' team, implementing a new system of tiered partnerships for our educational sponsorship offering, ensuring they are more uniform, ongoing and of mutual benefit to both partnering organisations.

Thank you to all of our clinicians and general staff – with your support, the Institute has continued to deliver and be successful this year.

Caroline Mulcahy
MSc Science GAICD



Excellence in Service Delivery & Care

COVID-19

Under the direction of the Chief Executive Officer, a Medical Response Team was established to coordinate our responses and minimise negative impacts on the business. The Institute has remained open, and our staff has continued to deliver patient-centred care throughout the year. In accordance with guidelines from the Department of Health, daily health attestations became a necessary requirement for all staff and visitors. The temperature scanner installed at reception allowed patients and other visitors to have their temperature checked on entering, without need for assistance from staff.

The last year has been demanding, with numerous clinical changes for staff to implement at the Institute, often with little notice as COVID-19 directions from the governments changed rapidly. Despite this, the team is united by its purpose of delivering excellence in skin health. Under the guidance of the Director of Clinical Services, Janice Fernandes, the Clinical team at the Institute have continued to deliver high-quality holistic care to patients who have a wide range of debilitating skin diseases such as skin cancer, melanoma, psoriasis, and vitiligo. Our team of nurses, doctors, photographers, laboratory scientists and administrative staff ensures that the patient's experience is one of trust, reassurance, and positivity in an often emotional and physically demanding time for them.

The leadership team implemented all Victorian Department of Health directives and redefined the necessary admission processes to ensure that all essential categories for surgery were met in a timely manner. Over the

last financial year, the Institute treated 1697 Advanced Surgery and Mohs Surgery patients. The continuation of surgical sessions throughout the lockdowns significantly supported the Institute.

Up to 50 surgical patients and 250 other dermatology patients pass through our doors in a week. Some of the varied treatments offered to our patients range from Mohs surgery, which removes skin cancers effectively while preserving surrounding tissue; patch testing to diagnose contact dermatitis; Excimer 308 light therapy for vitiligo patients and Grenz radiotherapy for patients with stubborn skin conditions on their palms and soles.

Our clinics also comprise multidisciplinary teams such as Phototherapy/Rheumatology, Oral Mucosal (including dermatologists and an oral specialist), Liaison (a dermatologist and psychiatrist) and the Nail/Nail Surgery/Podiatry team.

Quality is the foundation of our work, and over the last 12 months of the global pandemic, we have worked diligently to ensure patient safety at all times. Due to the ongoing pandemic, several of our dermatology clinics were temporarily suspended and many patients also cancelled their appointments as they were locked down or suffered financially as a result of the pandemic. In response, our IT, clinical and administration teams were quick to pivot to offering telehealth services for appropriate patients. In addition, a new process

was implemented to follow-up all patients who cancelled appointments to ensure their care was not compromised and to reiterate the importance of seeking treatment for any suspicious skin lesions.

Maintaining a competent and capable workforce requires education and training. At the Institute, all patient-facing staff have undergone basic life support training and aseptic training, and all staff have completed hand hygiene and cyber security training.

Given the environment we continue to operate in, effective hand hygiene is a fundamental infection prevention and control strategy, and we continue to provide our data on hand hygiene compliance as part of the National Audit.

To ensure we protect our patients and staff, we have revised our manual handling policy and updated our staff health base. As part of recognising and responding to clinical deterioration, the clinical team has implemented the patient carer concern system, so that patients and their families know how to escalate care if they are worried about their loved ones whilst at the Institute.

We ensure that our clinical team, including consultants, surgeons and nurses are continually updated, so that we can continue to deliver the best possible treatments and outcomes to our patients.



While staff were constantly adapting to the everchanging environment, customer demands were changing as well, and the team continued to deliver exceptional care.

Clinical Administration

The Institute's Clinical Administration team aims to provide patients with a seamless, positive experience, however the COVID-19 pandemic introduced new challenges. As the patients' first point of contact, the Clinical Administration team is the first line of defence in keeping everyone at the Institute safe, ensuring all visitors abide by public health directives such as mask-wearing, completing their health attestations and having their temperatures taken. The team continued to keep patients informed when new COVID-19 restrictions were announced, managing their expectations when clinics had to be cancelled, and moving patient appointment times to accommodate social distancing measures.

The implementation of telehealth meant navigating new technologies, including training both doctors and patients on new processes, and coordinating with doctors on caring for onsite and offsite patients. Despite the challenges of telehealth, a silver lining emerged: when lockdowns were in effect, telehealth enabled us to broaden our reach across Australia to treat more patients.

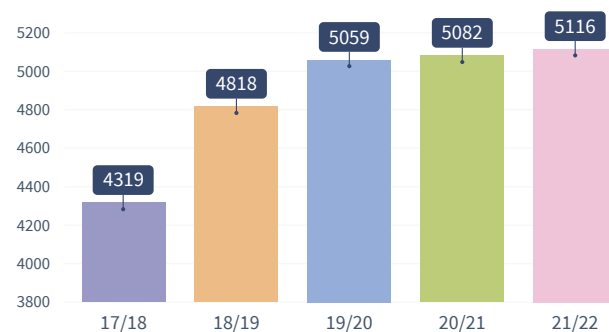
While staff were constantly adapting to the everchanging environment, customer demands were changing as well, and the team continued to deliver exceptional care.

Medical Photography

Photography is a particularly useful diagnostic tool in dermatology, which is a visual medical specialty. The department supports clinicians and patients directly with images, ensuring that its services exceed the industry standard for clinical photography and prides itself on technical excellence.

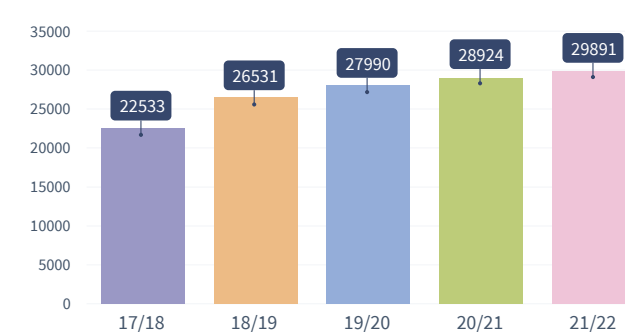
The total number of Institute clinical patients photographed is at an all-time high – with 5,116 patients photographed as can be seen in the table below.


SHI Clinic Patients / Year



This has also meant that the number of photographs processed has also increased:

Photographs Processed / Year





Cathy's Story

Cathy had been feeling unwell for some time with low energy, bruising for no reason and little appetite. In 2012, at the age of 59, Cathy was diagnosed with Acute Myeloid Leukaemia (AML), a rare form of blood cancer, without treatment, would only give her a short time to live. The diagnosis began a journey that included over two hundred blood tests, two rounds of chemotherapy, one trip to ICU with sepsis when many of her organs began to fail, a week in an induced coma and an allogenic (donated) stem cell transplant which saved her life.

"I decided to call my cancer the little c rather than the Big C. I wasn't giving it that much power over my life!"

The Alfred Hospital referred Cathy to the Skin Health Institute to assist in the management of skin conditions that are common with transplant patients and cancer treatments. Chemotherapy can lead to many skin problems such as dryness, rash or sensitivity to sunlight. A common and sometimes life-threatening complication of these transplants is graft versus host disease (GVHD), an immune reaction whereby cells from the donor's immune system recognise the patient's body as foreign and attack it. It can lead to organ damage and skin disfigurement as well as rashes,

changes in skin colour, itchiness and the thickening and tightening of the skin, causing restricted joint movement.

In battling GVHD for eight years, Cathy was prescribed prednisolone, a steroid that suppresses the new immune system to reduce symptoms. "I ended up with steroid induced type 2 diabetes which resulted in dry skin that was thankfully resolved after a series of insulin injections."

But in many ways, Cathy was also one of the lucky ones when it came to managing the symptoms of skin conditions associated with her AML treatments stating that, "I was fortunate to only have minor, manageable skin problems, but attending the Skin Health Institute gave me confidence that any concerns would be picked up and dealt with efficiently."

Now a decade on, Cathy's AML is 'cured' and has become the focus of her recently published book, Life Blood, which documents her "expedition with cancer," capturing moments of heartbreak and humour while acknowledging the remarkable work of the medical practitioners that supported her cancer journey.

"Attending the Skin Health Institute gave me confidence that any concerns would be picked up and dealt with efficiently."

2021/2022 Consultants

ADVANCED SURGERY

Dr John Beer
Dr Nigel Mann
Dr Miklos Pohl OAM
Dr Jeremy Richardson
Dr Angela Webb
Dr Julian Peters

ADVANCED SURGERY (private)

Prof Johannes Kern
Dr Vanessa Morgan
Dr Miklos Pohl OAM
Dr Angela Webb

ADVANCED TARGETED THERAPIES

Dr Katherine Armour
A/Prof Peter Foley
Dr Shyamalar Gunatheesan
Dr Shoba Joseph
Dr Phil Lane
A/Prof Patrick Mahar OAM
Dr Rose Mak
Dr Matheen Mohamed
Dr Rebecca Nguyen
Dr Alice Rudd
Dr Lena Ly
Dr Francis Lai
Dr Diana Norris
Dr Maree Micallef -
Rheumatologist

CONTACT DERMATITIS

Dr Anina Fitzgibbon
Dr Adriene Lee
Dr Mei Tam
Dr Bruce Tate
Dr Nishan Amerasinghe

GENERAL DERMATOLOGY (private)

Prof Stephen Gilmore
Dr Kamaldeep Sandhu
Dr Vanessa Morgan

GENODERMATOSIS

Prof Ingrid Winship AO

HAIR

Dr Jill Cargnello
Dr Olivia Milne
Dr Jack Green
Dr Sarah Shen
Dr Jane Li

HYPERHIDROSIS

Dr Kamaldeep Sandhu

LASER

Dr Michael Rich (gen derm)
Dr Belinda Welsh (vascular)

LIAISON

Dr Melissa Thomas
Dr Josie Yeatman

MELANOMA

Dr Chris Jalilian
Dr Hugh Roberts

MEN'S HEALTH

Dr Mark Darling

MOHS SURGERY

A/Prof Philip Bekhor
Dr Edward Upjohn
Dr Bonnie Swan
Dr Tim Rutherford

MOHS SURGERY (private)

Dr Tim Rutherford
Dr Bonnie Swan
Dr Edward Upjohn
A/Prof Philip Bekhor

NAIL

Dr Joseph Frenkel -
Podiatrist
A/Prof Anne Howard
Dr Marguerite Seith
Prof Johannes Kern
Dr Hope Dinh
Dr Shyamalar Gunatheesan

NAIL SURGERY

Prof Johannes Kern

OCCUPATIONAL DERMATOLOGY

Dr Jennifer Cahill
Dr Adriene Lee
A/Prof Rosemary Nixon AM

ORAL MUCOSAL

Dr Ryan De Cruz
Dr Eric Poon
Dr Julia Rhodes
Dr Tami Yap
Dr Lara DeAngelis

PHOTODYNAMIC THERAPY

Dr Kamaldeep Sandhu

RADIOTHERAPY

Dr Michael Webster

SKIN CANCER ASSESSMENT

Dr Mark Darling
Prof Stephen Gilmore
Dr Michelle Goh
Dr Sarah Smithson
Dr Bevin Bhojwala
Dr Ritva Vyas

TRANSPLANT

Dr Sarah Brennand
A/Prof Alvin Chong
Dr Rebecca Dunn
Dr Michelle Goh
Dr Jane Li
Dr Aaron Robinson

VARICOSE VEINS (private)

Dr Stefania Roberts

VITILIGO

Dr Desmond Gan
Dr Shally Gupta
A/Prof Adrian Mar
Dr Michelle Rodrigues

Men's Health advances under the leadership of A/Prof Anthony Hall



In 2022, A/Prof Anthony Hall informed us that he would be leaving the Skin Health Institute. Passionate about teaching and learning, Tony has made a significant contribution to our organisation and to the field of Australian dermatology over the 18 years he has been with us.

A/Prof Anthony Hall's interest in medicine began at a young age, when someone came to speak about leprosy at his local church. He was blown away by how a bacteria could change someone's life so dramatically. What followed was an impressive career, first as a GP and then as a specialist dermatologist, where his interest in leprosy and skin disease has never left him.

Already an established and successful general practitioner, Tony recognised that when men have a genital problem (which most often is a skin problem), the referral pathway beyond the GP would often include either sexually transmitted disease specialist or urologist (specialised surgeons). He realised that what these patients needed was a specialised dermatologist who was equipped to treat genital skin conditions. He qualified as a Fellow of the Australasian College of Dermatologists in 2003, with the intention of bridging this gap in medical care. The next year in 2004, Tony joined the Skin Health Institute and founded the Men's Health Clinic specialising in men's genital skin conditions and in 2019, published the Atlas of Male Genital Dermatology, that has since been translated into Portuguese.

As well as his work with us at the Men's Health clinic, Tony has been actively involved in medical teaching and is passionate about sharing his knowledge. Tony has been a contributor to our Skin Health Institute education programs, runs his own annual registrar training day in Geelong, while working as a dermatologist at the University Hospital Geelong and as an Associate Professor with the School of Medicine at Deakin University. Tony has also frequently presented at the ACD and AAD Annual Scientific Meetings and continues to consult to St John of God and Epworth Hospitals in Geelong.

Tony's contributions to the field of dermatology did not stop at the Australian border. In 2016, he began visiting the Solomon Islands as a dermatologist at the request of the Medical Superintendent at the National Referral Hospital in Honiara. He began taking regular trips to the region throughout his career, assisting to relieve the overwhelming amount of untreated skin disease, including leprosy, in places such as the Solomon Islands, Samoa and Fiji.

While his knowledge and contributions to the Skin Health Institute will be sorely missed, his legacy remains through the work of Men's Health Clinic, continued by his colleague, Dr Mark Darling. We thank Tony for his many years of service to our organisation and the considerable impact he's made on the lives of his patients. We wish him all the best for the future.



“Exceptional clinic, really well organised. Every person I met was professional, friendly, and helpful. I felt really well looked after. Rosemary and her team were so thorough and listened to me tell my story. She also provided me with evidence-based ‘homework’ which helped me understand the diagnosis and treatment in greater detail. Thank you so much.”

— Skin Health Institute patient



Education & Training

Education is one of the three fundamental pillars of the Institute, and our education program is designed to facilitate and contribute to the knowledge and expertise of dermatologists, specialist trainees, medical students, GPs and other healthcare professionals.

Due to the move to online services, our educational offering and our audience continued to grow, and we were able to support the continuing professional development of dermatologists through our carefully curated external education program not just within Victoria, but nationally, and even internationally.

New Education and Engagement team

In order to streamline resources and strengthen the marketing of our education offering, the Education and Engagement (previously called Development, Marketing & Communications) teams merged into one team, under the leadership of Martina Otten, the new Director Education & Engagement.

Internal Education

We have continued to support the Australasian College of Dermatologists through the provision of a rich and diverse clinical training environment for all Victorian dermatology registrars.

In addition to hands-on training for Victorian registrars in our many sub-specialty clinics, we provide a supplementary Skin School program to the College's formal education program, with Fellows delivering state-of-the-art teaching on various dermatology topics. This financial year the Institute facilitated 37 registrar education sessions.

Due to the increased interest from registrars across the nation to join our online registrar education program, we have since invited all registrars nationwide to attend our Skin School on a permanent basis – something that we are very proud of.

Our registrar program continues to grow in esteem with an excellent average 4.7 feedback score.

Clinical Meetings

The Institute continued to support the Victorian Faculty of the Australasian College of Dermatologists with the organisation of their Clinical Meetings. This year we supported seven clinical meetings across the significant Melbourne hospitals.



External Education

In this financial year, the Institute delivered professional education and training for:

- dermatologists and dermatology registrars nationally and internationally
- dermatology nurses
- general practitioners (GPs) and GP registrars
- pharmaceutical representatives (team training)
- patients and the broader public

We increased the number of external education events to 50 ; an increase of 47% from the previous year. The number of speakers increased to 32; an increase of 41% from the previous year.

Compared to last year, we grew our international attendee base from 1% to 5% with a continuing upward trend.

“Online live webinars provide regional dermatologists the opportunity to attend the sessions”

— Education event attendee

New external education events

In addition to our traditional education offering, we developed two new categories of events:

Conference reviews NEW

We offered bespoke Q&A sessions following the following conferences:

- EADV review
- Novartis Symposium review
- AAD AD review
- AAD Pso review

Legacy Series

At the Institute, we believe that it is important to celebrate achievements and honour the exceptional contributions of dermatologists. To this end, the Legacy Series was added as an educational offering. These webinars are presented by those dermatologists who we consider legends in the field of dermatology and in this series, they discuss their remarkable career journey both professionally and personally. Our legends share their insights in their areas of subspecialty in a “fireside chat”, being interviewed by peers allowing for a free exploration of their journey.

To date, we have been honored to interview the following ‘legends’:

- 8 Sept 2021 - Dr Timothy O’Brien
- 24 Nov 2021 – A/Prof Philip Bekhor
- 9 March 2022 – Prof Ingrid Winship AO

We also developed a range of bespoke education sessions including team training days and tailored virtual masterclasses for patient support nurses.

The Institute established a national Steering Committee, with A/Prof Peter Foley as the chair. The steering committee was responsible for the development of the educational content and hosted the inaugural Pillars of Dermatology Symposium in Melbourne in March 2022. The Symposium was attended by over 130 participants both in person and virtually and was a great success

Advanced Targeted Therapies Education

The Online Biologics Education Portal was successfully rebuilt and we launched an updated and improved website, called Advanced Targeted Therapeutics Portal (ATEP) in February 2022. The new site has additional features that include the newer targeted therapies, an improved layout, and updated assets.

The previous portal averaged 235 users per month and we have seen this increase by 31% per month since we transitioned to the new ATEP portal.

We continue to grow the portal with new drug pages being added. We currently have 13 drug page links with 3 more under development and a total of 800 subscribers. We continue to work with pharmaceutical companies to ensure that the information pertaining to their biologic therapy medications is up-to-date and accurate. We ensure that subscribers get the most value possible by constantly uploading new content, including webinars and masterclasses to the portal.

This year, we updated and improved the successful series of online Biologics Masterclasses for Nurses across Australia. This series of 7 sessions was led by Sue Anderson, Clinical Nurse Consultant and Advanced Targeted Therapies Education Lead, who presented to 269 nurses for the series in total.



Increase in General Practitioner education offering

The Institute is an accredited CPD activity provider with the RACGP and ACRRM and based on last year's success, we decided to increase our offering from two General Practitioner (GP) workshops to seven GP workshops. Our GP attendees increased from 89 to 189, more than double to the attendance we had last financial year.

Supporting Professional Development of Nurses and GP registrars

This year we decided to offer all external education opportunities to nurses and GP registrars free of charge. This aligns with our goal of providing more professional development for dermatology nurses and medical trainees in skin health and ultimately improving patient outcomes.

SHI at ACD ASM

After two years of not being able to attend conferences, the Institute was pleased to have a formal representation and booth at the 54th Annual Scientific Meeting of the Australasian College of Dermatologists. Many Fellows and registrars took the opportunity to come up to our booth and thank us for the high-quality education the Institute continues to provide.

Spot Diagnosis — going from strength to strength

Spot Diagnosis, the podcast series that discusses dermatological patient presentations commonly encountered by GPs, has now reached over 20,000 downloads globally. The series provides evidence-based, up-to-date medical education and information aimed at upskilling medical practitioners in treating skin complaints, to improve the skin health of our communities.

At last count we've been listened to in 96 countries! The vast majority are from Australia (15,501), but we have substantial numbers of listeners in the US (1,432), UK (571), Canada (549), India (297) and New Zealand (238), and we now have 394 subscribers and an average of 730 downloads per episode.

Spot Diagnosis has gained RACGP and ACCRM accreditation for CPD points, so GP listeners can claim 10 points per season, and we've also made it onto resource lists for many medical schools.

With season 3 nearing completion and season 4 currently being recorded, we are incredibly proud of how much Spot Diagnosis has grown and the positive feedback we have received from GPs, medical students and even pharmacists. We are Australia's top podcast on skin diseases and dermatology education!

The 'Spot Diagnosis' podcast provides evidence-based, up-to-date medical education and information aimed at upskilling medical practitioners and improving the skin health of our communities.



Community Education

Continuing its interest in improving skin health in the community, the Institute also undertakes considerable efforts to provide online information and other resources related to a range of common skin conditions, including:

- Patient information sheets for GP clinics in the following community languages:
 - English
 - Arabic
 - Chinese
 - Vietnamese
 - Hindi
- An acne awareness hub, and
- An eczema awareness hub, with information sheets for patients and carers.

These pages were accessed over 2100 times this financial year by individuals, predominantly in Australia, but with increasing interest from overseas.

“Thank you from all the trainees across Australia for facilitating this excellent resource. We hope that it continues into the future for all trainees.”

— National Trainees in ACD Training Program

Graduating Registrars

We are very proud that we have successfully supported ALL 4th year Victorian registrars to pass their exams in 2021 and would like to congratulate the following Victorian Registrars:

- Dr Edmund Wee
- Dr Michaela Zallmann
- Dr Minhee Kim
- Dr Sara De Menezes
- Dr Chasari (Toy) Tancharoen
- Dr Claire Higgins
- Dr Helena Lolatgis
- Dr Harini Rajgopal Bala
- Dr Flora Poon, and
- Dr Crystal Williams

This is an extraordinary achievement, as they spent half of their training in the pandemic, and they have proven to be a resilient and ambitious group that will make a substantial contribution to improving skin health in our community in the years ahead. We are proud of their achievements and look forward to working with them in the future.

Acknowledgements

Remaining a centre of excellence in dermatology is challenging, and the sharing of learning, training and skills is an essential element of this success.

Our collaboration and shared learning activities would not be possible without the support of the consultants who presented such high-quality content at our education sessions and our corporate partners who sponsor our education offering.

We would like to thank the following SHI staff and SHI consultants who supported our education activities this year:

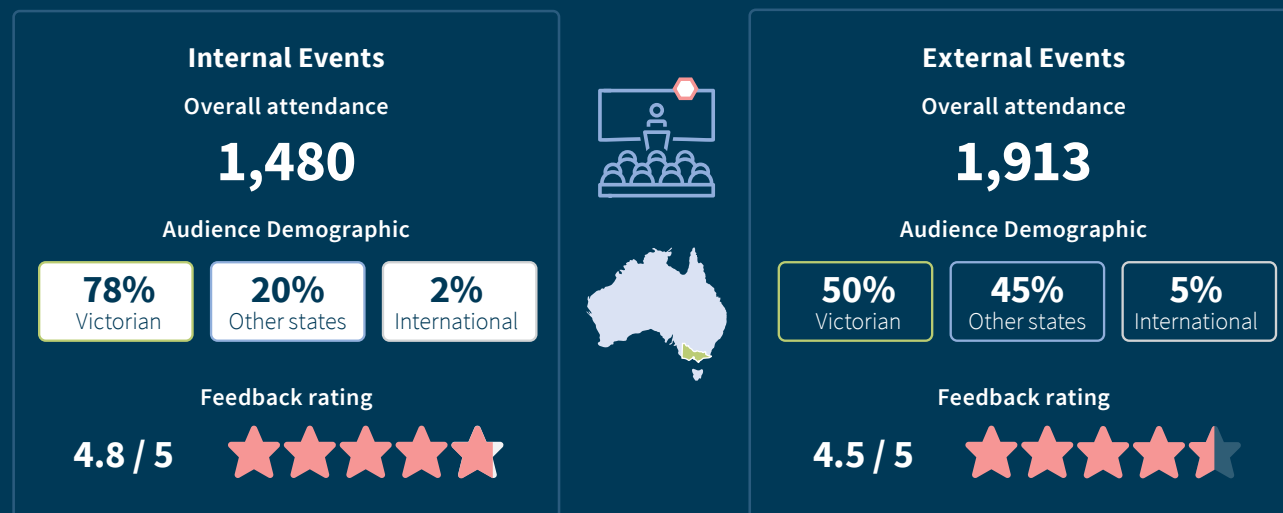
- Dr Aaron Robinson
- A/Prof Adrian Mar
- Dr Alexander Gin
- A/Prof Alvin Chong
- Dr Ane Niwa
- A/Prof Anne Howard
- Dr Anneliese Willems
- Dr Antionette Ciconte
- Dr Belinda Welsh
- Dr Ben Daniels
- Dr Blake Mumford
- A/Prof Chris Baker AM
- A/Prof Chris McCormack

- Dr Claire Felmingham
- A/Prof David Orchard
- Dr Desmond Gan
- Dr Diana Norris
- Dr Diana Rubel
- A/Prof Douglas Gin
- Dr Edward Upjohn
- Dr Emma Veysey
- Dr Ferial Ismail
- Dr Francis Lai
- Dr Friyana Bhabha
- Dr Gayle Ross
- Dr Hugh Roberts
- Prof Ingrid Winship AO
- Dr Isaac Lee
- Dr Jane Li
- Dr Jeremy Horton
- Dr Jill Cargnello
- Prof Johannes Kern
- A/Prof John Su
- Dr Katherine Allnutt
- Dr Katherine Armour
- A/Prof Laura Scardamaglia
- Dr Lena Ly
- Dr Mark Darling
- Dr Matheen Mohamed
- Dr Matthew Howard
- Dr Matthew Palmer
- Dr Michael Webster
- Dr Michaela Zallmann
- Dr Michelle Rodrigues
- Dr Minhee Kim
- A/Prof Peter Foley

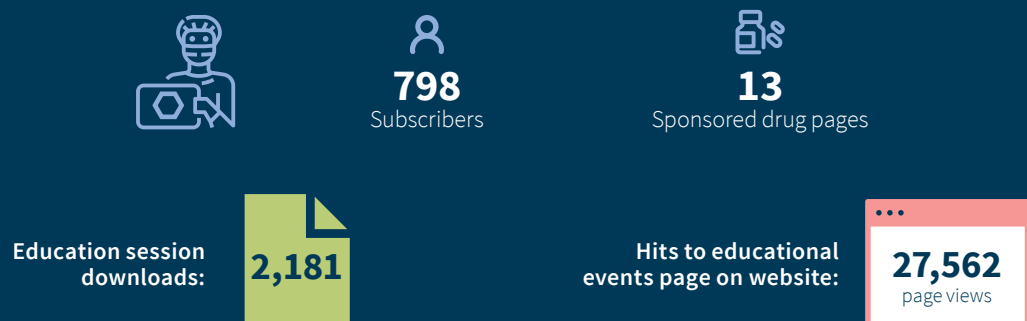
- Dr Pooja Sharma
- Dr Priska McDonald
- Dr Rebecca Dunn
- Dr Rebecca Nguyen
- Dr Rebekka Jerjen
- A/Prof Robert Kelly
- A/Prof Rosemary Nixon AM
- Dr Ryan De Cruz
- Dr Ryan Toholka
- Dr Sara de Menezes
- Dr Sarah Brennand
- Dr Sarah Smithson
- Sonya Odhavji
- Dr Stephanie Tizi
- Dr Susan Robertson
- Dr Tim O'Brien
- Dr Tim Rutherford
- Dr Vanessa Morgan

SHI's Education & Training Reach in 2021

Education events



ATEP(Advanced Therapeutics Education Portal)



Social media





Clinical Research and Advanced Targeted Therapies

The Clinical Research department is an integral part of the Skin Health Institute and our Clinical Trials team, together with the Education and Clinical Services teams makes up the three core pillars of the Institute and our centre of excellence .

Our research has been at the forefront of dermatology research for over 30 years, and we are proud to say that many treatments now available to the public in Australia have been tested at the Institute.

A/Prof Peter Foley and his dedicated team have been successful in steering the department through the difficult times of the COVID-19 pandemic since March 2020. The Clinical Trials Team has demonstrated its professionalism and commitment not only to making sure the trials we support are conducted to the highest standards, but also continuing to support our trial participants at every step of their journey. We are now in the recovery phase with research activity increasing steadily, however, it will take time to recover, with many clinical trials still facing challenges including delays in study start-up, equipment shortages and reduced access to investigational products.

Throughout this year, the Clinical Trials Team has conducted 20 industry sponsored trials for a range of skin conditions including atopic dermatitis, psoriasis, alopecia areata, onychomycosis and hidradenitis suppurativa. We have enrolled 25 participants in the first half of this year to 10 of these trials which are actively recruiting.

We have faced challenges in clinical trial participant recruitment. The availability of newly approved medicines on the Australian



Pharmaceutical Benefits Scheme has meant fewer patients have entered clinical trials via a dermatology referral. However, the team has shifted direction and has focussed on expanding participant engagement through advertising on our social media channels and radio advertising. We have seen a significant increase in potential candidate contact and enrolment into trials via this method, with an impressive 300 direct contacts with people who responded to our advertising. Almost all our enrolled participants from the first half of this year were through our social media advertising. We continue to inform our dermatology network about trials which are recruiting, and the benefits their patients gain by participating in clinical trials, using regular newsletters and Institute update presentations supported by the Education team. Several new clinical trials will commence in the coming months with a continued focus on inflammatory skin conditions.

Earlier this year a sponsor audit was conducted on an onychomycosis trial where our site was one of the top recruiters. The Clinical Research team was commended on their overall clinical trial conduct and document maintenance. This highlights the fantastic effort, hard work and dedication the members of our team demonstrate every day.

Our team is also very proud to support our SHI investigator-led research. Several of our consultants including A/Prof Rosemary Nixon AM, Prof Johannes Kern, A/Prof Alvin Chong and A/Prof Adrian Mar have submitted applications to our governance committee to complete retrospective quality assurance projects which will ultimately enhance patient care. We plan on streamlining this application process to encourage all our doctors to become more involved in research undertaken at the Institute.

During the year, we have had **10 ongoing trials** including:

- Four for **atopic dermatitis**
- One for **hidradenitis suppurativa**
- One for **palmoplantar psoriasis**
- Four for **psoriasis**

In addition to this, we have **15 new clinical trials** that have been actively recruiting including:

- Five for **atopic dermatitis**
- Two for **psoriasis**
- One for **nail psoriasis**
- Two for **psoriatic arthritis**
- One for **urticaria**
- One for **hidradenitis suppurativa**
- One for **onychomycosis**
- Two for **melanoma/skin cancer surveillance**



VECTRA 3D Imaging

The Research Department commenced recruitment into two national, multi-centre and collaborative skin cancer surveillance research projects using state of the art Vectra WB360 3D imaging technology.

This innovative, whole of body imaging system was created specifically to assist in the monitoring of pigmented skin lesions. The machine was installed at the Institute in September 2021, and the first patient was successfully enrolled into a clinical trial the following month. To date, we have imaged well over 100 patients and the team is on track to reaching the target of 2000 patients over the next 5 years.

The installation of the Vectra, and our participation in the ACEMID and IMAGE projects became possible through our collaboration between the following organisations and the Institute:



We would like to acknowledge the lead investigators on the ACEMID and IMAGE trials, Prof H. Peter Soyer and A/Prof Victoria Mar, respectively, for their invaluable contribution to these ground-breaking projects.

Expanding our Registries

After 12 years, the Australasian Psoriasis Registry (APR) is getting a face lift and expansion to become the Australasian Dermatology Registry. Initially the registry will include psoriasis, atopic dermatitis, vitiligo and hidradenitis suppurativa and we plan to include other skin conditions in the future. The new registry will include an electronic consent process, online forms for patients to complete their demographic, family history, comorbidities, lifestyle factors (alcohol use, smoking status) and quality of life to minimise data entry at the participating sites, automated reporting and linkage to other databases and the ability for registry participants to choose to be a contact or a participant in other studies.

Whilst this upgrade is underway, the Australasian Psoriasis Registry is still collecting data. Currently, there are 2561 patients across 109 sites, with 2480 current (active) patients in the APR.

For the first time in three years, the Australasian College of Dermatologists Annual Scientific Meeting was able to take place face to face, enabling clinicians from across Australia and New Zealand to connect and share their knowledge. We were fortunate to have an APR poster accepted; “Real-world evidence of Guselkumab for the treatment of moderate-to-severe psoriasis: Efficacy and drug survival analysis from the Australasian Psoriasis Registry” and the opportunity to discuss the study during one of the “Meet the Experts” lunchtime sessions.

Advanced Targeted Therapies Services

Along with the name change (formerly Biologics), the Advanced Targeted Therapies or “ATT” team has been busy working on reviewing and improving their service. The last 2.5 years have seen the team pivot from face-to-face clinics to telehealth and back again, and they have managed this with professionalism and dedication to patient care. Our nurses and doctors manage the care of 580 Institute patients on targeted therapies across 4 dedicated clinics. A/Prof Peter Foley, Dr Katherine Amour, Dr Shobha Joseph, Dr Rose Mak, and A/Prof Patrick Mahar OAM work in our Wednesday afternoon clinic with our attending Rheumatologist Dr Maree Micallef offering multidisciplinary care. Dr Matheen Mohamed, Dr Rebecca Nguyen, and Dr Francis Lai work in our Friday afternoon clinic. Dr Lena Ly and A/Prof Peter Foley support the LEAD Atopic Dermatitis clinic once a month. We also have a dedicated team on Thursday mornings under the long-standing leadership of Dr Philip Lane, assisted by Dr Alice Rudd and Dr Diana Norris.

All our clinics are supported by our dermatology registrars and clinical support nurses. Our nursing service also supports St Vincents Hospital dermatology outpatients’ clinics every Tuesday and Friday morning, where they manage 450 patients on the same types of advanced targeted therapy medications.

In the last year, the team completed over 1200 individual patient face to face and telehealth consultations across both sites. Services such as this require continual quality improvement and upgrading of resources, which has been the team’s focus for the last 6 months.

The ATT nurses have been working with Sue Anderson (Clinical Nurse Specialist – Advanced Targeted Therapies – Education Lead) in developing a digital workflow platform that will streamline patient management and data collection. This is currently being piloted in our ATT clinics and a complete set of specific standard operating procedures and treatment protocols have also been developed and/or updated to ensure treatment continuity across all ATT clinics. These documents also provide guidance to new registrars and nursing staff working in our clinics.

The challenging aspect to any busy service is providing excellent patient experience. Whilst this has always been the priority for the team, there is always room for improvement. The workflow for clinics has now been adjusted so patients will have dedicated one on one time with their nurse to discuss treatment and any concerns prior to seeing a doctor. This will aim to reduce the wait time for patients and provide the nurses with an opportunity to evaluate and better support their patients.



Research & Evidence

Occupational Dermatology Research & Education Centre (ODREC)

ODREC proudly runs the only dedicated Occupational Dermatology clinic and is the only occupational dermatology research group in Australia. The team uses their clinical experience to inform their research and then works to translate their research findings into action. Over the years, the group has stressed the importance of making a diagnosis in patients with complex eczematous conditions, often a mix of allergic contact dermatitis, irritant contact dermatitis and endogenous eczema and A/Prof Rosemary Nixon AM is often contacted by interstate dermatologists to assist in this regard.

A real highlight this year was assisting in the diagnosis of a patient from Brisbane with systemic contact dermatitis from his titanium hip implant, whose generalised rash significantly improved after the implant was replaced.

Other highlights include:

- Our multi-site study on cases diagnosed as allergic contact presenting to hospital emergency departments (ED) is close to final publication and we are looking forward to translating this work into learnings for ED personnel.
- We have finally published a case series on granular parakeratosis caused by benzalkonium in laundry rinses which remains a hot topic.
- We investigated five firefighters who were eventually diagnosed with allergic contact dermatitis to their new black rubber masks.
- Reviews of our comprehensive database included identification of patients with allergic contact dermatitis to the plant species Compositae as well as a review of allergic contact cheilitis.
- We have ongoing research projects in rubber accelerator allergy and testing expired allergens, which have been kindly donated by Dr Greg Siller from Brisbane, Dr Bruce Tate and the Monash and St Vincent's Dermatology Units.

Contact Allergen Bank Australia (CABA)

Our Contact Allergen Bank Australia has continued to grow over the last year despite the ongoing COVID situation. There has been an increase by almost 180 orders and more than 270 dermatology practices are now registered with CABA. Along with the growth of orders, there has been significant demand for assistance and advice about patch testing, which keeps the team busy.

To manage service growth, Karen Betts was hired to join the patch testing nursing team and has proved to be a great asset, and Suzette Foster has expanded her role to include co-ordinating the patch testing clinics and has significantly streamlined clinic bookings.



Education

The introduction of CABA has certainly increased interest in patch testing. After two years of being held online, our (ninth) annual Patch Test Training Day returned to a predominantly face to face format in Adelaide before the Annual Scientific Meeting. There were more than 70 dermatologists, dermatology nurses and registrars in attendance. The range of topics presented included making a diagnosis, the top ten allergens seen at the Institute in 2021, allergy to devices and implants, tattoo reactions, pesky allergens, and foot dermatitis together with a hands-on practical session.

Research Fellows

Mentoring of our Research Fellows has been integral to ODREC since Dr Adriene Lee pioneered the position in 2000! We congratulate former contributors Dr Claire Higgins and Dr Rachael Davenport on their Fellow of Australasian College of Dermatologists exam success. And we particularly welcome back Claire who will join the patch testing team later in the year. Over 20 young doctors interested in dermatology are interviewed annually for our highly sought-after Research Fellow positions by a dedicated panel including A/Prof Peter Foley, A/Prof Alvin Chong, Dr Jenny Cahill, Dr Aaron Robinson, Dr Emma Veysey and A/Prof Rosemary Nixon AM.




Clinical Trials Fellow Story Ferial Ismail

I decided to become a Clinical Trials Fellow at the Skin Health Institute because I am interested in a dermatology career. I had spoken to many of the previous Research Fellows at the Institute, who highly recommended working here. They described it as a great learning environment with a welcoming culture and supportive staff and supervisors.

The process of becoming a Fellow was relatively smooth, primarily due to the ease of communication with the staff at the Institute. Shortly after I attended the interview, I was notified by A/Prof Rosemary Nixon AM that I successfully gained the Clinical Trials Fellow position. Next, Sarah Chivers, Director of Clinical Research and Advanced Targeted Therapies, phoned me to discuss the role in further detail and answer any questions I may have had.

Working as a Fellow at the Institute has been a really enjoyable experience. Working in Clinical Trials provides the opportunity to help people with skin conditions access new treatments, and it is rewarding seeing the difference this can make. In addition, I feel fortunate to be working with the wonderful Clinical Trials Team, who have been very supportive throughout my time here.

I have also had many opportunities to attend various specialty clinics run at the Institute. There is a commitment to teaching here, and I am very grateful to be able to learn from people who are so passionate about dermatology.

A portrait of Ferial Ismail, a woman with long brown hair, smiling and wearing a blue long-sleeved top and black pants. She is standing in front of a blurred background of trees and foliage.

“There is a commitment to teaching here, and I am very grateful to be able to learn from people who are so passionate about dermatology.”



Clinical Trials Patient Story Andrea Cowcher

Andrea first noticed a skin issue as she approached the end of her third pregnancy in 2015.

Initially it was treated as acne and symptoms would vary from a little to a lot.

Over the next few years, her skin condition worsened as doctors would treat her flare ups with antibiotics and send her to the hospital where she would undergo surgery and receive lab results, ultimately finding no indication of the problem.

As the situation continued to deteriorate, the toll on Andrea's mental health grew, especially post-surgery when she was left with wounds from cutting and draining that left large holes in her skin.

Andrea would be attended at home by a nurse who would change her dressings and check her wounds, but she was placed on pain killers and unable to function normally.

In order to discover what exactly she was suffering from, Andrea decided to visit as many doctors as she could and luckily one doctor was able to diagnose her as having hidradenitis suppurativa.

That doctor started medically treating her differently than before, however her flare ups were still making her life difficult.

She was able to see Dr Clare Tait who assisted her with treatment and armed her with a strategy for managing flare-ups.

The condition became somewhat manageable, and Andrea's mental health was improving with the feeling that someone finally knew what was going on.

Andrea first heard about the Institute after hearing a radio advertisement. She then read up about associated doctors and professionals and made a connection between Dr Claire Tait and a dermatologist at the Institute and decided to respond to the advertisement.

Since finding the Institute, Andrea has been coming in fortnightly for the last 12 months. She has seen a marked improvement in her mental health and her quality of life has significantly increased.

She has noticed that the Clinical Trials team at SHI is skilled in the latest scientific developments and treats every patient's condition according to their individual requirements.

Andrea says "all the doctors and nurses in Trials are amazing. They work great as a team to deliver exceptional patient care. They are contactable after hours and you never feel alone. Even during lockdowns, they were still there providing care and having information for me that related to Covid-19 and my condition.

I have never doubted the expertise of the team and even when my treating doctor isn't available, they use another doctor who has worked in the position before. I have never trusted any medical professionals the way I trust the team I work with. The resources they make available to you are second to none in my experience and I hope others could hear of them and not have to live in pain and discomfort due to the rarity of this condition."

Andrea wants other people suffering from hidradenitis suppurativa or any other condition to know that they don't have to suffer in silence, there are people out there that can help. She says she understands how difficult it can be finding that help, but once you do there is hope. Her recommendation for others with hidradenitis suppurativa is to contact the Skin Health Institute to ensure they get the best treatment and support possible.

"My skin condition has been a traumatic uncomfortable experience that is complicated for health professionals let alone everyday people to understand. My life is better for working with the team and having this amazing opportunity available to me."

"All the doctors and nurses in Trials are amazing. They work great as a team to deliver exceptional patient care. They are contactable after hours and you never feel alone."



Partnerships

This year the Institute focused on generating partner and sponsorship opportunities to strengthen our professional and community networks, through the development of a range of comprehensive education offerings for skin health professionals.

The Institute had a highly successful year with our events for Fellows, nurses, GPs and registrars. We delivered over 100 events to an audience of 3,400 with an average feedback rating of 4.5 stars out of 5.

The inaugural Pillars of Dermatology Symposium was held on 4-6th March 2022, bringing together over 100 national delegates for a jam-packed weekend of education in Melbourne. Sponsored by Novartis and held at Crowne Plaza the weekend featured international speakers such as Kristian Reich, Joe Merola and Diamant Thaci, and national speakers including Erin McMeniman, A/Prof Peter Foley, Prof Greg Goodman AM and Dr John Frew.

We have also gained widespread partnership support for the development of the new Australasian Dermatology Registry that will encompass a rebuild of the APR Registry as well as feature a range of different disease states.

We delivered over 100 events to an **audience of 3,400** with an average feedback rating of **4.5 stars out of 5.**

Partners

The support of our dedicated sponsors, partners, community groups and companies is critical to our work and we thank them for their support.

The Institute also thanks our member dermatologists, many of whom donate their time to provide clinical services, teach, and conduct outstanding, world-class research.

OVERARCHING PARTNER



PLATINUM PARTNERS



TIER 1 PARTNERS



TIER 2 PARTNERS



TIER 3 PARTNERS



OTHER PARTNERS



Financial Report

Operating Performance

The Institute has faced another challenging financial year, with consultation fees and clinical trial income continuing to be impacted by the lingering effects of the COVID-19 pandemic. This coincided with the anticipated withdrawal of the much-appreciated Federal Government business supports – Job Keeper and Cash Flow Boost.

On a positive note, uncertainty regarding COVID related impacts started to fade over the later months of the year with budget forecasting gradually becoming more predictable. Restrictions on non-essential clinical services eased over the period, allowing the Institute to provide increased face-to-face consultations.

It was particularly pleasing to see our previous investments in education and engagement capabilities deliver, with significant increases in revenue from education activities and partnerships over the 2021-22 financial year. The number of external education events increased by 47% from the previous year, also allowing the Institute to substantially increase its sponsorship partners.

The Institute's net result from operating activities over the financial year was a deficit of \$395,558.

Together with a substantial upwards revaluation of the Institute's premises at 80 Drummond Street, and a significant decline in the value of the organisation's investment portfolio consistent with recent market volatility, the comprehensive result for the 2021-22 year was a profit of \$1,149,729.

While the deficit from operating activities was disappointing, this result represents an improvement from the 2020-21 year result once the impact of government grants of over \$1.2 million (Job Keeper and Cash Flow Boost) in the prior year are taken into account.

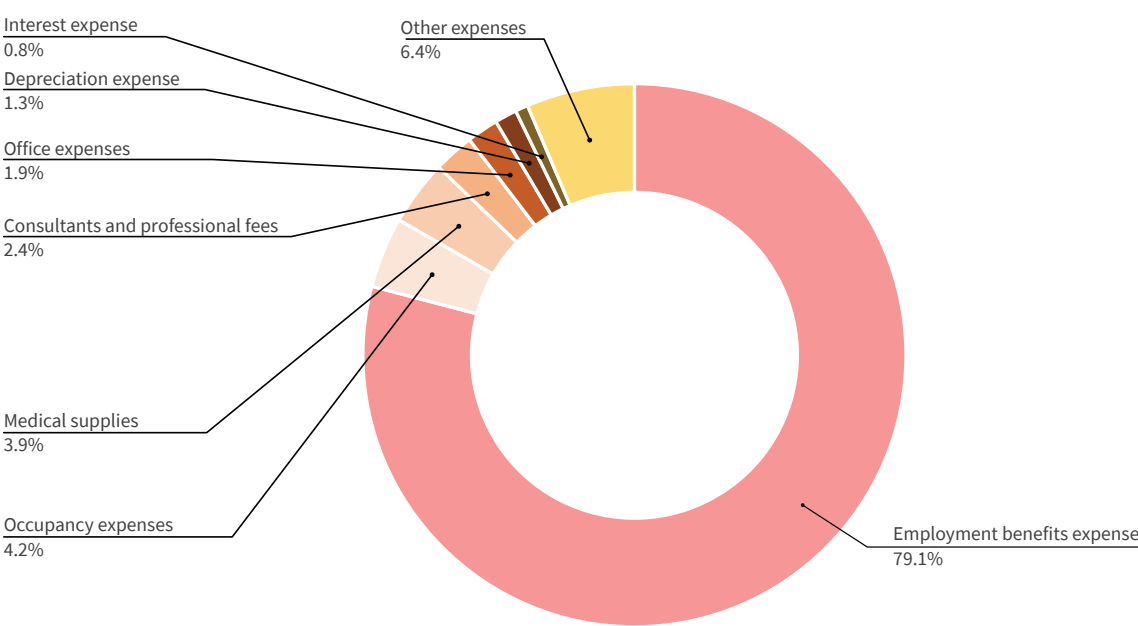
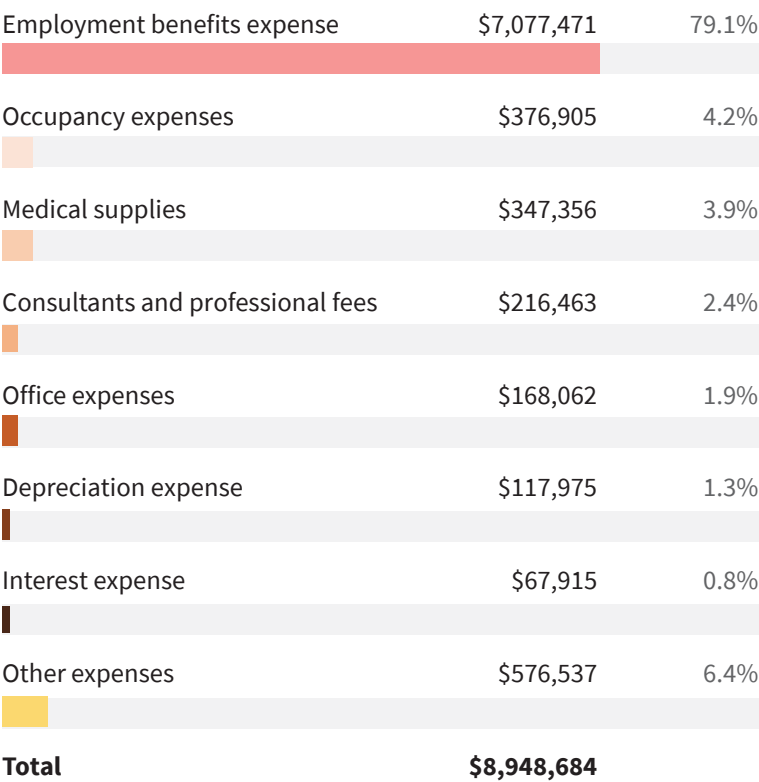
Well managed and prudent cost management was a key factor in our overall result. Going forward, the comprehensive Cost of Business Project that was launched last year will underpin improved management of business revenues, costs, and key drivers. This work will also support plans to move towards a cost centre structure that better supports financial planning and management.

Financial Position

The \$1.7 million increase in our land and building valuation has substantially strengthened the Institute's balance sheet. Total equity increased from \$8,968,254 in 2021 to \$10,117,983 in 2022, representing a 13% increase. The Institute's financial position remains strong and continues to provide a sound base for our important work.

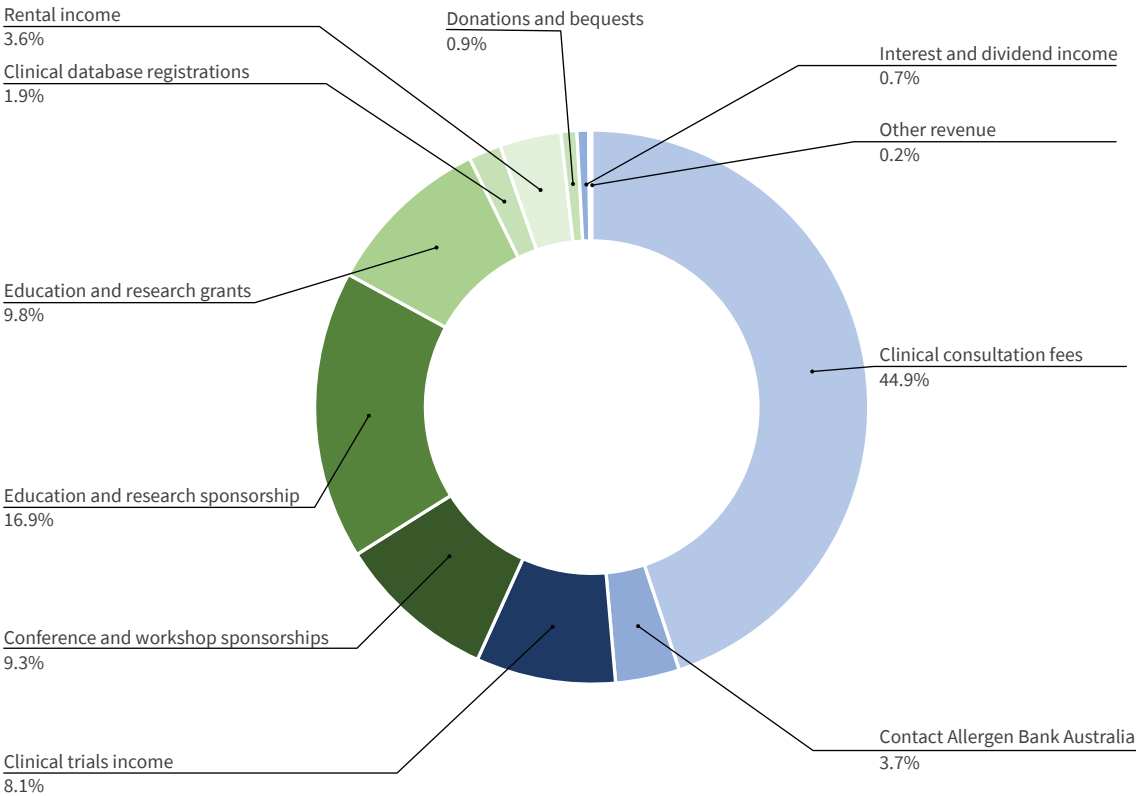
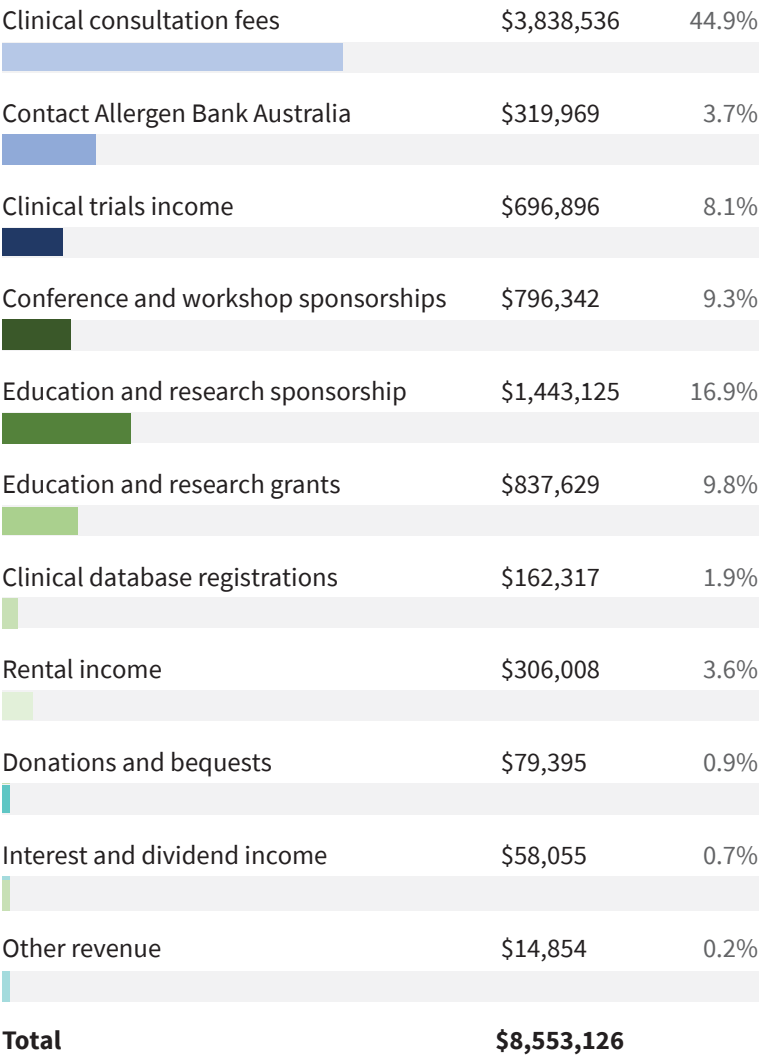
Financial Report

Expenses



Financial Report

Income



Publication List

ALVIN CHONG

- Chong, A. H., Allnutt, K. J., Vogrin, S., Li, J., Goh, M. S., Brennand, S., Davenport, R. (2022). A long-term cohort study of acitretin for prevention of keratinocyte carcinoma in solid organ transplant recipients. *Australasian Journal of Dermatology*, 63(2). <https://doi.org/10.1111/ajd.13821>
- Chong, A. H., Mumford, B. P. (2022). A rash of poor cooking. *Australian Journal of General Practice*, 51(3), 143–144. <https://doi.org/10.31128/ajgp-03-21-5901>
- Chong, A. H., Massey, P. R., Schmults, C. D., Li, S. J., Arron, S. T., Asgari, M. M., Bouwes Bavinck, J. N., Billingsley, E., Blalock, T. W., Blasdale, K., Carroll, B. T., Carucci, J. A., Christensen, S. R., Chung, C. L., DeSimone, J. A., Ducroux, E., Escutia-Muñoz, B., Ferrándiz-Pulido, C., Fox, M. C., ... Jambusaria-Pahlajani, A. (2021). Consensus-based recommendations on the prevention of squamous cell carcinoma in solid organ transplant recipients. *JAMA Dermatology*, 157(10), 1219. <https://doi.org/10.1001/jamadermatol.2021.3180>
- Chong, A., Mumford, B. P., Ryan, A., & Lasocki, A. (2022). Follicular mucinosis with novel dermoscopic finding: The toothpaste sign. *Clinical and Experimental Dermatology*, 47(5), 969–970. <https://doi.org/10.1111/ced.15083>
- Sun, Q., McMahon, D. E., Ugwu-Dike, P. O., Sun, Q., Tang, K., Zhang, H., Suchonwanit, P., Oh, C. C., Chong, A. H., Willems, A., Galván, C., Dodiuk-Gad, R. P., Fantini, F., Recalcati, S., Avancini, J., Miyamoto, D., Sanches, J. A., Raboobee, N., Bravo, F., & Freeman, E. E. (2021). How coronavirus disease 2019 changed dermatology practice in 1 year around the world. *Dermatologic Clinics*, 39(4), 639–651. <https://doi.org/10.1016/j.det.2021.05.014>

- Willems, A. and Chong, A., 2022, May. The rise and rise of FOAMed in dermatology education-A review. In *AUSTRALASIAN JOURNAL OF DERMATOLOGY* (Vol. 63, pp. 58-58).
- Willems, A. and Chong, A., 2022, May. Australian General Practitioners' continuing professional development in dermatological conditions: A Review. In *AUSTRALASIAN JOURNAL OF DERMATOLOGY* (Vol. 63, pp. 104-104)
- Willems, A., Chong, A.H., The rise of dermatology FOAMed in the pandemic landscape. *Partyline*. Issue 79, June 2022.
- Willems, A., Chong, A.H., Tele dermatology: The way of the future? *Partyline*. Issue 78, March 2022.
- Sun, Q., McMahon, D.E., Ugwu-Dike, P.O., Sun, Q., Tang, K., Zhang, H., Suchonwanit, P., Oh, C.C., Chong, A.H., Willems, A., Galván, C. et al., 2021. How COVID-19 Changed Dermatology Practice in One Year Around the World: Perspectives From 11 Countries. *Dermatologic Clinics*.

PETER FOLEY

- Ryan, C., Guenther, L., Foley, P., Weisman, J., Burge, R. T., Gallo, G., See, K., McKean-Matthews, M., Bertram, C. C., & Merola, J. F. (2021). Ixekizumab provides persistent improvements in health-related quality of life and the sexual impact associated with moderate-to-severe genital psoriasis in adult patients during a 52-week, randomised, placebo-controlled, phase 3 clinical trial. *Journal of the European Academy of Dermatology and Venereology*, 36(4). <https://doi.org/10.1111/jdv.17836>
- Reich, K., Gordon, K. B., Strober, B., Langley, R. G., Miller, M., Yang, Y. W., Shen, Y. K., You, Y., Zhu, Y., Foley, P., & Blauvelt, A. (2022). Super-response to guselkumab treatment in patients with moderate-to-severe

psoriasis: Age, body weight, baseline psoriasis area and severity index, and Baseline Investigator's global assessment scores predict complete skin clearance. *Journal of the European Academy of Dermatology and Venereology*. <https://doi.org/10.1111/jdv.18474>

- Foley, P., Chong, A. H., Davenport, R., & Adamson, S. R. (2022, July 1). Scalp pruritus – scratching for answers. *Medicine Today*. Retrieved September 21, 2022, from <https://medicinetoday.com.au/2022/july/feature-article/scalp-pruritus-scratching-answers>
- Thaçi, D., Strober, B., Gordon, K. B., Foley, P., Gooderham, M., Morita, A., Papp, K. A., Puig, L., Menter, M. A., Colombo, M. J., Elbez, Y., Kisa, R. M., Ye, J., Napoli, A. A., Wei, L., Banerjee, S., Merola, J. F., & Gottlieb, A. B. (2022). Deucravacitinib in moderate to severe psoriasis: Clinical and quality-of-life outcomes in a phase 2 trial. *Dermatology and Therapy*, 12(2), 495–510. <https://doi.org/10.1007/s13555-021-00649-y>
- Foley, P., Tsai, T.-F., Rodins, K., Hamadah, I. R., Ammourey, A., Dayem, H. A., Abdallah, M., Crowe, S., Haas, S., Pournara, E., Jagiello, P., & Huang, Y.-H. (2022). Effectiveness and safety of secukinumab for psoriasis in a real-world clinical setting in the Asia-Pacific and Middle East regions: Results from the Realia Study. *Dermatology and Therapy*, 12(2), 511–527. <https://doi.org/10.1007/s13555-021-00675-w>
- Foley, P., Manuelpillai, N., Dolianitis, C., Cains, G. D., Mate, E., Tronnberg, R., & Baker, C. (2022). Secukinumab treatment demonstrated high drug survival and sustained effectiveness in patients with severe chronic plaque psoriasis: 21-month analysis in Australian routine clinical practice (sustain study). *Australasian Journal of Dermatology*, 63(3), 303–311. <https://doi.org/10.1111/ajd.13895>

- Murrell, D. F., Patsatsi, A., Stavropoulos, P., Zeeli, T., Kern, J. S., Sinclair, R., Neale, A., Arora, P., Sugerman, P. B., Shi, G., Werth, V. P., Caux, F., Joly, P., & Baum, S. (2022). Phase 2 believe study part B: Efficacy and safety of rilzabrutinib for patients with pemphigus vulgaris. *Journal of the European Academy of Dermatology and Venereology*, 36(10). <https://doi.org/10.1111/jdv.18318>
- Gretzmeier, C., Pin, D., Kern, J. S., Chen, M., Woodley, D. T., Bruckner-Tuderman, L., de Souza, M. P., & Nyström, A. (2022). Systemic collagen VII replacement therapy for advanced recessive dystrophic epidermolysis bullosa. *Journal of Investigative Dermatology*, 142(4). <https://doi.org/10.1016/j.jid.2021.09.008>
- Simpson, K., Low, Z. M., Yap, T., Kern, J. S., & Scardamaglia, L. (2021). Ultralow-dose rituximab in pemphigus: A single-centre experience. *British Journal of Dermatology*, 186(3), 581–583. <https://doi.org/10.1111/bjd.20819>
- Schauer, F., Mai, S., Hofmann, S. C., Mai, Y., Izumi, K., Kern, J. S., & Kiritsi, D. (2022). Autoreactivity to BP180 neopeptides in patients with pemphigoid gestationis. *JAMA Dermatology*, 158(2), 212. <https://doi.org/10.1001/jamadermatol.2021.5294>
- McClatchy, J., Yap, T., Koo, K., Kern, J. S., & Scardamaglia, L. (2021). De-escalation of anti-CD20 monoclonal antibody (rituximab) protocols in PEMPHIGUS VULGARIS – a systematic review. *Expert Opinion on Biological Therapy*, 21(12), 1591–1601. <https://doi.org/10.1080/14712598.2021.1937118>
- Low, Z. M., Scardamaglia, L., Morgan, V., & Kern, J. S. (2021). Australian teledermatology experience during COVID-19. *Australasian Journal of Dermatology*, 62(4). <https://doi.org/10.1111/ajd.13681>
- Murrell, D. F., Patsatsi, A., Stavropoulos, P., Baum, S., Zeeli, T., Kern, J. S., Roussaki-Schulze, A. V., Sinclair, R., Bassukas, I. D., Thomas, D., Neale, A., Arora, P.,

Caux, F., Werth, V. P., Gourlay, S. G., & Joly, P. (2021). Proof of concept for the clinical effects of oral rilzabrutinib, the first Bruton tyrosine kinase inhibitor for pemphigus vulgaris: The phase II believe study*. *British Journal of Dermatology*, 185(4), 745–755. <https://doi.org/10.1111/bjd.20431>

Simpson, K., Low, Z. M., Howard, A., & Kern, J. S. (2021). Successful management of treatment resistant nail psoriasis with tildrakizumab. *Australasian Journal of Dermatology*, 62(3), 390–393. <https://doi.org/10.1111/ajd.13642>

Simpson, K., Scardamaglia, L., Kok, Y., Vu, M., Kidd, D., Yap, T., Tran, Y., & Kern, J. S. (2021). Comparison of the EUROIMMUN dermatology profile Elisa to the novel Biochip Mosaic 7 for the diagnosis of immunobullous skin disease. *Australasian Journal of Dermatology*, 62(3), 314–322. <https://doi.org/10.1111/ajd.13611>

Williams, C., Hunt, J., Kern, J. S., & Dunn, R. (2021). A CASEMIX study of patients seen within an urban Aboriginal Health Service Dermatology Clinic over a five-year period. *Australasian Journal of Dermatology*, 62(3), 331–335. <https://doi.org/10.1111/ajd.13630>

ROSEMARY NIXON

Dear, K., Gan, D., Stavrakoglou, A., Nixon, R., & Ronaldson, C. (2022). Hyperkeratotic flexural erythema (more commonly known as granular parakeratosis) with use of laundry rinses containing benzalkonium chloride – a case series. *Clinical and Experimental Dermatology*. <https://doi.org/10.1111/ced.15358>

Punchewa N, Palmer A, Nixon R. Allergic contact dermatitis to Compositae: an Australian case series. *Contact Dermatitis* 2022; DOI: 10.1111/cod.14162

Mizutani H, Felmingham C, Palmer A, Tate B, Tam MM, Nixon R. Allergic contact cheilitis in Melbourne, Australia. *Contact Dermatitis* 2022; DOI: 10.1111/cod.14165.

Patel, K., Nixon, R. Irritant contact dermatitis — a review. *Curr Derm Rep* 2022; 11, 41–51.

Patel K, Nixon R. Mask exemptions for facial skin diseases – are they warranted? *Med J Aust* 2022; 216 (9): DOI: 10.5694/mja2.51513.

Patel K, Nixon R. Allergic contact dermatitis to black rubber in firefighters’ masks: A case series. *Contact Dermatitis* 2022; 86; 136-7.

Nguyen J, Nixon R, Lee A. Allergic contact dermatitis caused by polyurethane components in bulletproof glass manufacturing. *Contact Dermatitis*; 86(4):325-326.

Agner T et al. Guidelines for diagnosis, prevention and treatment of hand eczema. *Contact Dermatitis*; 86: 357-378.

Chiu FPC, Nixon R, Lee A, Boyce A. “High-vis” dermatitis. *Contact Dermatitis* DOI: 10.1111/cod.14033

Patel K, Shimmin A, Nixon RL. Testing to Dermabond pre-operatively to reduce the likelihood of allergic skin reactions. *ANZ J Surg* 2021;91(11):2548-2549.

Ng KL, Grills C, Tam MM, Nixon R. A solution using Stomadesive® wafers for allergic contact dermatitis caused by isobornyl acrylate in glucose monitoring sensors. *Australas J Dermatol* 63(1):e56-e59.

Scheinman, P.L., Vocanson, M., Thyssen, J.P. Vocanson M, Thyssen JP, Johansen JD, Nixon RL, Dear K, Botto, Morort, Goldminx A. Contact Dermatitis. *Nat Rev Dis Primers* 7, 38 (2021). <https://doi.org/10.1038/s41572-021-00271-4>

Ng KL, Nixon RL, Grills C, Tam MM. Solution using Stomadesive® wafers for allergic contact dermatitis caused by isobornyl acrylate in glucose monitoring sensors. *Australas J Dermatol* 2022 Feb;63(1):e56-e59.

Nixon, R., & Patel, K. (2021, July). *Irritant contact dermatitis*. DermNet. <https://dermnetnz.org/topics/irritant-contact-dermatitis>

Nixon, R., & Ronaldson, C. (2021, August). *House dust mite*. DermNet. Retrieved September 26, 2022, from <https://dermnetnz.org/topics/house-dust-mite>

Nixon, R., & Danielle, M. G. (2022). Australian Standards for Protective Gloves. In R. N. Phalen & H. I. Maibach (Eds.), *Protective gloves for occupational use*. CRC Press.

MEI TAM

Mizutani H, Nguyen J, Tam MM, Tate B, Cahill J, Nixon R. Patch test reactivity to iodopropynyl butylcarbamate between 2011 and 2018 in Melbourne, Australia. *Contact Dermatitis* 2021 Nov;85(5):604-606.

Mactaggart E, Orchard D, Tam MM. Baby wipes and nappy rash - what is the relationship? A review. *Australas J Dermatol* 2021 Nov;62(4):470-477

Ting S, Tam M, Kelly R. Scarring in pyoderma gangrenosum. *Australas J Dermatol* 2021 Nov;62(4):523-525

Mactaggart E, Orchard D, Tam MM. Baby wipes and nappy rash - what is the relationship? A review. *Australas J Dermatol* 2021 Nov;62(4):470-477

Ting S, Tam M, Kelly R. Scarring in pyoderma gangrenosum. *Australas J Dermatol* 2021 Nov;62(4):523-525

PATRICK MAHAR

Mahar PD, Panaccio DCA, Dean JM, Farmer CC, Pang CP, Kevat DAS. Managing negative online reviews: considerations for doctors. *Australian Journal of General Practice* 2022;(58)2:568-570

Mahar PD, Zubrinich C, Manuelpillai N, Foley P. Combination treatment with monoclonal antibodies: Secukinumab, benralizumab and dupilumab for the combined management of psoriasis and severe asthma. *Australasian Journal of Dermatology* 2021; 62(4): 506-508

Kevat DAS, Farmer CC, Mahar PD, Panaccio DCA. Legal and ethical pitfalls in mandatory vaccination of residential aged care facility workers. *MJA Insight+* 2021; 25

Kevat DAS, Panaccio DCA, Pang SC, Dean JM, Farmer CF, Mahar PD. Medicolegal considerations of mandatory COVID-19 vaccination for high-risk workers. *Medical Journal of Australia* 2021; 215(1):45(5):622-626

MOHS

Punchihewa N, Odhavji S, Upjohn E, Bekhor P. Immunostained Frozen Sections Vs Traditional Permanent Paraffin Sections for Lentigo Maligna Treated With Mohs Micrographic Surgery. *Dermatol Surg*. 2022 Jan 1;48(1):43-46. doi: 10.1097/DSS.0000000000003280. PMID: 34772830.

SPOT DIAGNOSIS

Robinson, A., Mumford, B. Rodrigues, M. (Host). (2021, July 13). Hyperpigmentation (No. 19) [Audio podcast episode]. In *Spot Diagnosis*. Ballon Tree Productions. <https://www.skinhealthinstitute.org.au/page/478/spot-diagnosis-s2e9-hyperpigmentation>

Robinson, A., Mumford, B., Darling, M. (Host). (2021, August 9). Viral Warts (No. 20) [Audio podcast episode]. In *Spot Diagnosis*. Ballon Tree Productions. <https://www.skinhealthinstitute.org.au/page/484/spot-diagnosis-s2e10-viral-warts>

Mumford, B., Willems, A., Brennand, S. (Host). (2022, January 11). Principles of Topical Treatment (No. 21) [Audio podcast episode]. In *Spot Diagnosis*. Ballon Tree Productions. <https://www.skinhealthinstitute.org.au/page/491/spot-diagnosis-s3e1-principles-of-topical-treatments-lotions-and-potions>

Mumford, B., Willems, A., Robertson, S. (Host). (2022, February 8). Birthmarks: Hemangiomas and port-wine stains (No. 22) [Audio podcast episode]. In *Spot Diagnosis*. Ballon Tree Productions. <https://www.skinhealthinstitute.org.au/page/492/s3e2-birthmarks>

Mumford, B., Willems, A., McMeniman, E. (Host). (2022, March 8). Hidradenitis Suppurativa (No. 23) [Audio podcast episode]. In *Spot Diagnosis*. Ballon Tree Productions. <https://www.skinhealthinstitute.org.au/page/500/s3e3-hidradenitis-suppurativa>

Mumford, B., Willems, A., Goh, M. (Host). (2022, April 12). Cutaneous Drug Eruptions (No. 24) [Audio podcast episode]. In *Spot Diagnosis*. Ballon Tree Productions. <https://www.skinhealthinstitute.org.au/page/502/s3e4-cutaneous-drug-reactions>

Mumford, B., Willems, A., Welsh, B., Chong, A., Singh, N., Freilich, K. (Host). (2022, May 10). Ask Me Anything Part One (No. 25) [Audio podcast episode]. In *Spot Diagnosis*. Ballon Tree Productions. <https://www.skinhealthinstitute.org.au/page/504/s3e5-ask-me-anything>

Chong, A., Freeman, E., Cheng, A. (Host). (2022, June 14). COVID and the Skin (No. 26) [Audio podcast episode]. In *Spot Diagnosis*. Ballon Tree Productions. <https://www.skinhealthinstitute.org.au/page/507/s3e6-covidandtheskin>

