



annual report 2017-2018



Set up 31 years ago in October 1987, the Skin & Cancer Foundation Inc is a not-for-profit that delivers highly specialised treatment, education and research for skin diseases, skin cancers and melanoma.

We are a fully accredited hospital that now cares for over 27,000 patients each year in our world-class clinical facilities.

The Foundation also delivers professional education for dermatologists and registrars, specialist training for visiting international medical graduates, workshops to upskill GPs and medical students, as well as a public education program aimed at improving skin health in the community.

We conduct clinical trials and world-class research projects that are published and presented internationally. The Foundation makes substantial contributions to the international clinical care and management of skin diseases, skin cancer and melanoma.

Headquartered in Melbourne, the Skin & Cancer Foundation Inc has become Australia's centre of excellence in skin health, and home for dermatology.

vision

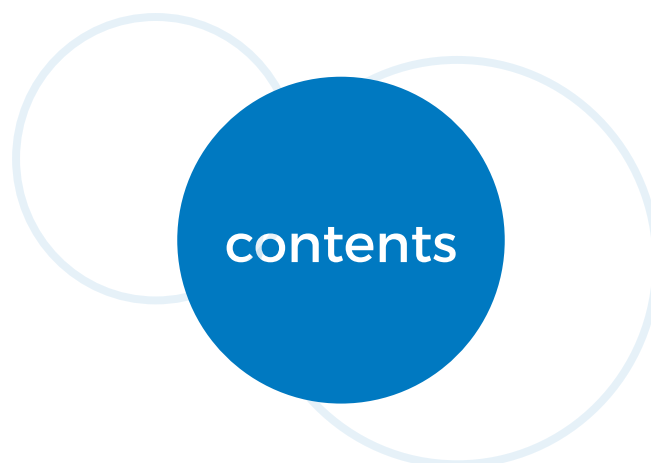
A centre of excellence in skin health and a home for dermatology.

mission



values

Innovation | Excellence | Compassion



The Year at a Glance.....	4
President's Report.....	6
Executive Director.....	8
Members' Special Recognition Awards.....	9
Representatives.....	10
Silver Medal.....	11
Consultants.....	12
Acne in Schools Program.....	13
Education.....	16
Online Biologics Education Portal.....	19
2018 Melbourne Melanoma March.....	19
ASCD Annual Report.....	20
Online Biologics Education Portal.....	19
Melbourne Skin Pathology.....	21
Radiotherapy.....	21
Research.....	22
ODREC Report 2017-2018.....	24
The Australasian Psoriasis Registry (APR).....	25
Melanoma Research.....	26
Research Publications and Presentations.....	26
2017 SHARC Report.....	31
National Healthy Skin Awards.....	32
Medical Photography.....	33
Financials Comparative Statistics.....	34
Statement of Financial Performance.....	35
Statement of Financial Position.....	36
Financial Visual Diagrams.....	37
Financial Commentary.....	38
Sponsors and Supporters.....	39

The Year at a Glance

JULY 2017

Associate Professor Alvin Chong appointed Director of Education at the Foundation.



OCTOBER 2017

Dr Michael Rich (c) receives the Foundation's Members Special Recognition Award, acknowledging the extensive service he has provided to the Foundation since its inception. Dr Rich is seen here with Associate Professor Chris Baker, Foundation Board member and immediate Past President of the College and Chris Arnold, the Foundation's Executive Director.



2017

JUNE 2017

Foundation expands research capabilities with funding for two melanoma projects, and the appointment of two research fellows.

OCTOBER 2017

The Foundation celebrates its **30th Anniversary** at a special event held at the Rialto in Melbourne. The event brought together many retired dermatologists and former staff to enjoy the evening's presentations with business leaders, Foundation Ambassadors, colleagues and staff. The Federal Minister for Health, the Hon Greg Hunt MP, beamed in to congratulate everyone.



SEPTEMBER 2017

The Australasian Society of Cosmetic Dermatology (ASCD) hosts its first standalone national Symposium in Melbourne. Intensive program over 3.5 days with extensive international guest speaker list and packed trade exhibition. Symposium was a sell-out.



JANUARY 2018

The Foundation published the Sun Survey Data Report that, in part, revealed sun protection is not part of our daily routine with three-quarters (76.1 per cent) of Australian parents saying their children only use sunscreen when they or their kids remember.

Despite the fact that Australia has the highest rate of skin cancer globally, the research showed around one in seven Aussie children (15.1 per cent) are not using sunscreen as a sun protection measure, with over half (54.7 per cent) forgetting to use or reapply.



MARCH 2018

Melbourne Melanoma March held at Princes Park, Carlton. This is a collaboration between the Skin & Cancer Foundation Inc and the Melanoma Institute of Australia. This year's March raised \$65K contributing to the \$1.2 million now raised for the national 'Big Data' project designated and the Australian MelCOR (Melanoma Clinical Outcomes Registry).

MAY 2018

Mohs Scientists & Technicians Group established. The Foundation's Executive Director, Chris Arnold, and senior Mohs scientist, Sonya Odhavji, facilitate the establishment and draft charter of the ACD Mohs Scientists & Technicians Special Interest Group at the College's Annual Scientific Meeting on the Gold Coast.



2018

FEBRUARY 2018

#PROJECTACNE published. This is an online curriculum package developed specifically for high schools with the support of Galderma. Resources for teachers, including lesson plans, student worksheets, etc, aimed at providing students with reliable information about acne and skin care, and dispelling the myths. #PROJECTACNE was piloted in a number of schools in Victoria.



MARCH 2018

The Foundation publishes the Online Biologics Education Portal – an information and education resource for dermatologists, registrars and nurses on the use of biologics therapies for the treatment and management of dermatology conditions.

The portal now has more than half of the Australian dermatology profession using the resources made available.



See the Foundation's 31 year history at a glance on our website at www.skincancer.asn.au/our-history

President's Report

Our Planning

Planning and review is integral to the Board's governance at the Skin & Cancer Foundation Inc. In March 2018, the Executive Director led the annual board planning workshop which has paved the way for our next triennium's strategic outlook, covering all areas of the Foundation's activities.

Several initiatives were identified for detailed development and business cases during the 2018-2021 triennium. These included:

- Expansion of clinical services
- Increased activity in education, both professional and community (eg, our Acne education program for schools)
- Increased clinical trials and collaborative research programs with other organisations, including in the Ai space.
- Capital works developments and refurbishments

Our outlook is confident, but still challenging. I am looking forward to providing more details on specific initiatives as they are progressed.

Our Values

The Board also settled on three principal values for the Foundation to wear proudly:

- Innovation
- Excellence
- Compassion

These are a true reflection of the approach, the aspirations and the attitudes of all our people, the clinical care we provide our patients, the research and trials we conduct, and the world-class medical education we deliver for dermatologists, dermatology registrars, GPs, nurses as well as our public education programs.

Our History

Last year, our Annual Report contained a timeline spanning 8 pages of key events marked by the Foundation during the past 30 years. This year we have illustrated another capture of significant events at the Foundation during the past calendar year.

It will be added to the 30-year time line which can always be found on our website as an ongoing journey.

Innovation

Acne Education in Schools Program: a collaboration

Acne can be the cause of considerable concern for students. Significant cases are disfiguring, draw attention and sometimes unwarranted comment from peers, impacting on school performance and the psychological wellbeing of the student.

The Foundation had produced a package of resources for schools to use with students in years 7 and 8 as part of the Personal Development, Health and Physical Education (PDH&PE) Program and may be taught over 2 or 4 lessons. #PROJECTACNE is designed

for schools to provide students with reliable information about acne and skin care.

The goal of the program is to help students:

- Understand the causes of acne
- Talk about the physical, emotional and social effects of acne
- Identify appropriate resources, services and treatments

The program is currently being piloted in a number of Victorian schools. Once evaluated, it will be expanded nationally.

This project was funded with the support of an untied education grant from Galderma.

Australian Melanoma Clinical Outcomes Registry (MelCOR)

This year saw the accumulation of three years of net proceeds from the national Melanoma Marches. Approximately 32 organisations participated across Australia. In Melbourne, the Melanoma March is a collaboration between the Melanoma Institute of Australia and the Skin & Cancer Foundation Inc.

Approximately \$1.2 million has been accrued in a dedicated special purpose account to fund the development of a truly national Melanoma registry, MelCOR. The 32 organisations involved in the March represent the MelCOR steering Committee, with a 4-person Executive driving the project, comprising:

- Prof Graham Mann (Melanoma Institute of Australia)
- Assoc. Prof Rachael Morton (University of Sydney)
- Prof Mark Shackleton (Alfred Hospital and Monash University)
- Mr Chris Arnold (Executive Director, the Skin & Cancer Foundation Inc)

The project is progressing well towards developing a pilot. The model is a collaborative 'Federation' one, with each party agreeing to contribute its data, whilst retaining ownership of that data. Several key organisations have also agreed to participate in the project.


Whilst the pilot is progressing, the group will be briefing state and federal governments with a view to secure ongoing funding for this critical resource, designed to provide greater, more comprehensive data for clinical diagnosis and research on melanoma.

Online Biologics Information and Education Portal

Another innovation and excellence milestone during the year has been our launch of the Foundation's Online Biologics Education Portal (www.obep.edu.au).

This highly specialised clinical information resource provides





all Australian dermatology professionals with access to the most current information on clinical management, prescribing information, documentation requirements and support services for the use of biologics for the treatment and management of chronic plaque psoriasis (CPP), hidradenitis suppurativa (HS) and chronic spontaneous urticaria (CSU).

Uptake and use of the portal by dermatologists, registrars and dermatology nurses across the nation has been surprisingly high, a clear indication of its success.

Nail Surgery

The Foundation is also delighted to have commenced offering highly-specialised nail surgery, led by Associate Professor Johannes Kern.

This surgical clinic extends the clinical treatment opportunities for patients with complex nail issues, and further broadens the skills and experiences of our registrars under the guidance of Associate Professor Kern.

Mohs Micrographic Surgery

There has been continued national growth in the use of Mohs micrographic surgery. This has also seen a steady increase in the number of highly trained Mohs surgeons. The process requires on-site specialised pathology laboratory facilities, run by trained scientists and technicians.

Responding to the increased shortage of these laboratory staff, and that there was no existing professional body, the Foundation's Executive Director, and senior Mohs scientist, Sonya Odhavji, developed and conducted a one-day workshop on these issues at the 2018 Annual Scientific Meeting of the Australasian College of Dermatologists (ACD). The workshop developed a draft charter and facilitated the establishment of the ACD Mohs Scientists & Technicians Special Interest Group.

The Group will foster professional development, information sharing and support (including a chat room), education and standards development. It is hoped that the Group will also assist in attracting additional laboratory staff and facilitate back up for absences between selected sites, where possible.

The Foundation is also examining its own Mohs practice, to expand education, recruitment and research in the near future. There are currently 6 Mohs surgeons practicing at the Foundation, supported by one senior scientist. A specialist Mohs melanoma laboratory protocol is also in place, and patient numbers have increased.

Excellence

Patient care

Excellence in patient care is an absolute continuum at the Foundation. It is measured in a variety of ways, including:

- Maintenance of accreditation as a Day Procedure Centre;
- Patient feedback at continued high positive levels;

- Infection rates maintained at low levels; and
- Incidents reported kept to a minimum;

The mix of patients as the Foundation has been progressively changing over the years, in part due to changes in new medical treatments, and a conscious decision to increase day surgery.

Advances in the treatment of psoriasis with biologics delivers significantly better results for the patient as well as requiring far fewer visits. Previously patients may have had three times per week PUVA treatment but now attend quarterly. This has naturally resulted in a fall in patient attendance, but also substantial advances in treatment results.

Advanced and Mohs surgeries have expanded, with increased numbers of sessions. Surgery takes time, particularly Mohs, where a patient may be at the Foundation for ½ a day or more. Numbers of patients able to be treated in surgical sessions is less than in most medical clinics, so again numbers of treatments are comparatively less in surgery. Surgery, due to the overall resources involved, also incurs a higher cost and associated fee structure.

Governance

This year's Annual Report proudly illustrates the Foundation's innovation, excellence and compassion. We can be proud of what we are accomplishing in our clinics, education and research. It clearly asserts our position as Australia's centre of excellence in skin health, and the home of dermatology in Victoria.

These results could not have been achieved without the wonderful support of my colleagues on the Foundation's Board. When the new Foundation constitution was launched some years ago, three-by-three-year terms were put in place for Foundation Board members. This year Meryn Pratt, our marketing Board member resigned from the Board. We thank her for her valuable contribution and wish her well in the future. We were pleased that Margie Stewart was able to join the Board in May to take on this important role, and we welcome her to the position.

The Board has put in place succession plans for members, and indeed key senior staff to ensure there is smooth continuity and preservation of corporate knowledge.

I thank my fellow directors, as well as our outstanding Executive Director, Mr Chris Arnold who brings a level of professional insight, advice and leadership that adds further to the Foundation's excellence.

The Skin & Cancer Foundation Inc would not be possible without the commitment of all those dermatologists who actively contribute to the treatment and care of our patients, the education, training and development of the profession, and our research. We must thank you sincerely for those great efforts.

We can be proud of what we have achieved.

Dr Mei Tam
President

Executive Director

Last year, I noted that the first 30 years of the Foundation's history provided a great base for the next 30 years. Year 1 of that next 30 years has certainly lived up to this claim.

Technology

The Foundation has implemented Microsoft Bi, a program which integrates with our practice management system to deliver more detailed reports on each of our clinics, from throughput to financial performance.

We will be implementing a new on-line payroll system for accounting from early next financial year. Both will streamline processes, reduce time taken and more effectively integrate with our clinical systems.

Our video conferencing facilities and website have also been upgraded. It is pleasing to note that there have now been over 250 education videos produced most of which are available for streaming on the site.

We have launched a practical on-line biologics information and education portal to support practitioners in the field, including a question & answer facility.

On the research side, the Foundation is participating in a skin cancer project using artificial intelligence, specifically convolutional neural networks for diagnosis. This is a collaboration with MoleMap, Monash University eResearch Centre and the Victorian Melanoma Service. Associate Professor Victoria Mar has received a Victorian Medical Acceleration Fund Grant which is co-funded by MoleMap to run a study in the clinic to determine if computers can diagnose skin cancers as accurately as dermatologists.

We are also in discussion with CSIRO to develop potential Apps in psoriasis and skin cancer.

At the College level, I have joined the ACD e-Health Committee, which is designed to identify opportunities for e-health applications to be utilised across dermatology practice.

National Melanoma Registry - MelCOR

It is a privilege to work with three highly skilled experts on the Executive of the Australian Melanoma Clinical Outcomes Registry project (MelCOR). Profs Mann and Shackleton are experienced clinicians and researchers and Assoc. Prof Morton, a highly respected health economist.

The Pilot process is progressing well. \$1.2 Mil will fund the detailed pilot. Our own view, reinforced by discussions with State Cancer Registries in Victoria, NSW and Queensland, plus other key groups, is that this registry will be a truly collaborative, federated model.

The governance and associated ethics protocols will reflect the registry's independence and actively promote data sharing and application.

Facilities Planning

The Foundation has a valuable asset at 80 Drummond St Carlton. We occupy the whole of level 1, and the first-floor carpark. On the

ground level, we occupy 200m² for research and registrar facilities. The remainder is not currently required by the Foundation and so is sub-let.

There are several projects to be evaluated over the next three years, which may see additional Foundation facilities take up some of this tenanted space in the next five years.

More details will be provided, once the Board has considered all the options, and firm business cases are approved.

Activity and Finances

This year's results have been strong, strategically and financially.

The mix of Foundation patients is changing, with reduced numbers attending frequently, and increased procedures such as surgery taking longer to conduct. This has resulted in a drop in the overall number of treatments the Foundation delivered this year.

Increases in surgery have resulted in improved financial performance. The trials team has also been very active, currently running some 32 trials, with more being assessed. Improved investment returns from the Phillips Fund, managed now by Evans & Partners, and reduced interest payments on the premises loan due to repayments and lower rates have supported the operational result.

The net surplus for the year was a strong result of \$327,610.00. Our premises loan is now down to \$3.12 million.

A reflection

Often skin health is disregarded as non-life threatening, but the Foundation understands how skin conditions can dramatically affect people's lives. Each year, as I continue to learn more about the specifics of the Foundations clinics and activities, and the impact of its work nationally, my admiration for all those involved grows. We have members who contribute large amounts of their valuable time, skilled staff and other consultants, board members, our ambassadors, collaborators and sponsors who also contribute in so many ways. As one member said "at the Foundation, it is Discover, Educate and Treat: research feeds into education, education feeds into better treatment."

The unique breadth of the Foundation's work is vast across its clinical, education and research arms, and this is detailed in the following chapters of this Report.

My thanks and congratulations to all who support the Foundation in its vital work.

Acknowledgements

The Foundation network is considerable, involving members,



consultants, board, ambassadors, sponsors and supporters. Our relationship and collaboration with the College, in particular this year with the Mohs Scientists & Technicians program, and with the Victorian Faculty are very important.

My thanks to you all for your dedicated support and your friendship.

To our enthusiastic and supportive Board, I am most appreciative for your guidance and advice and thank you for the time you give to foster strong governance in the Foundation. Thank you to President Mei Tam, Treasurer Jim Power, Medical Director Peter Sinclair, Research Director Peter Foley and ODREC Director Rosemary Nixon and Education Director, Alvin Chong, for your counsel and support.

The Management team covers very diverse activities with great skill and dedication. My thanks to Jane English, Catherine Bennett, Peter Monaghan, Charlotte Harrison-Mullen, Stephanie Yee, Sonya Odhavji, Karin Morris, Gerald Myer-Heinrich, Julianna Hays and Simon Cumming. Their efforts, and those of all our excellent staff have been pivotal to us achieving these great results.

Mr Chris Arnold

Executive Director



Members' Special Recognition Awards

Congratulations to Dr. Michael Rich who won the 2017 Members' Special Recognition Award, announced at the Foundation's 30th Anniversary celebration held on 27 October 2017.

It is well documented that the idea for the Foundation was established during a meeting in Michael's lounge room just over 30 years ago. Then, when the Foundation was created in October 1987, Michael was appointed the inaugural President of the Foundation, and returned to hold that position again in 2015.

"Michael was so instrumental in the fact that we are here today," Associate Professor Greg Goodman told guests at the event.

From the outset, "Dr Rich contributed to developing the sub specialty culture of the Foundation, expanding and augmenting the ability of dermatologists to become sub specialists and to provide a service that was not available."

"He is to be congratulated for his insight, leading the way and being a great stalwart at the Foundation and we owe him a debt of gratitude," Assoc. Prof Greg Goodman said.

Dr Rich describes the early years setting up the Foundation: "We didn't have much money and St. Andrew's Place was what was available. Thirty seven dermatologists each contributed \$1,000 to set up the Foundation, so that's all we had to get started.

"St Andrew's Hospital wasn't using the attic, so we took out the old furniture and brought in some second hand furniture, including some beds and other facilities. Our patients had to come in the back door and up two flights of stairs."

"All of us were working pro bono to get the Foundation started. Despite all of this, it did feel like an exciting new adventure. We were excited about what the future may bring. We had high ambitions but weren't sure where we would end up."

Dr Rich still serves as a member of the Foundation's Board, a member of the Finance Committee, Melbourne Skin Pathology Committee and as a consultant in the Foundation's Laser Clinic.

Representatives

Patron

H.E. the Governor, the Hon. Linda Dessau AC

Board Members

Dr Mei Tam, *President*

Associate Professor Rosemary Nixon AM, *Vice-President*

Dr Edward Upjohn, *Vice-President*

Mr Chris Arnold, *Executive Director*

Associate Professor Chris Baker

Associate Professor Peter Foley

Ms Danielle Huntersmith

Dr Victoria Mar

Mr Miklos Pohl

Mr Jim Power

Mrs Meryn Pratt (*till April 2018*)

Dr Michael Rich

Ms Margie Stewart (*from May 2018*)

Attendees

Associate Professor Greg Goodman, *Chief of Surgery*

Dr Ryan Toholka (*Registrar representative, till Jan 2018*)

Dr Rowena Meani (*Registrar representative, from Feb 2018*)

Sub-Committees

Australasian Society of Cosmetic Dermatology (ASCD)

Associate Professor Greg Goodman, *Chair*

Dr Michael Rich

Mr Chris Arnold

Governance

Ms Kathryn Watt, *Chair*

Mr Chris Arnold

Associate Professor Chris Baker

Ms Danielle Huntersmith

Finance, Audit, and Risk Management

Mr Jim Power, *Chair*

Dr Michael Rich

Dr Mei Tam

Mr Chris Arnold

Melbourne Skin Pathology

Associate Professor Chris Baker

Associate Professor Peter Foley

Dr Rod O'Keefe

Dr Michael Rich

Mr Chris Arnold

Mr David Pinkus

Mr Rob Morgan

Dr Sant Khan

Quality and Credentialing Committee

Dr Mei Tam, *Chair*

Mr Chris Arnold

Ms Angela Webb

Ms Jane English

Dr Tim Rutherford

Dr Shobha Joseph

Mr Simon Cumming

Executive Team

Mr Chris Arnold, *Executive Director*

Associate Professor Alvin Chong, *Education Director*

Associate Professor Peter Foley, *Research Director*

Associate Professor Greg Goodman, *Chief of Surgery*

Dr Rod O'Keefe, *Pathology Director*

Dr Peter Sinclair, *Medical Director*

Management

Mr Chris Arnold, *Executive Director*

Ms Catherine Bennett, *Deputy Clinical Operations Manager*

Mr Simon Cumming, *Data Manager*

Ms Jane English, *Clinical Operations Manager*

Ms Charlotte Harrison-Mullan, *Clinical Trials Nurse Co-Ordinator*

Julianna Hays, *Customer Services Supervisor*

Mr Gerald Meyer-Heinrich, *Information Technology Manager*

Mr Peter Monaghan, *Director, Corporate Affairs*

Ms Karin Morris, *Accounts Manager*

Ms Sonja Odhavji, *Senior Scientist*

Ms Stephanie Yee, *Clinical Trials Nurse Co-Ordinator*

Ambassadors

Laura Anderson

John Bullwinkel

Emma Cam

John Fitzgerald

Deborah Hutton

Konfir Kabo

Dr Joanna McMillan

Holly Ransom

Kate Roffey

Dr Bertold (Bert) Salomon

Brodie Young

Silver Medal

The Foundation congratulates Associate Professor Chris Baker for being awarded the Australasian College of Dermatologists' highest honour, the Silver Medal, in May 2018.

The Award's citation read:



Associate Professor Christopher Baker has done much for the College and the specialty of Dermatology since he received his Fellowship in 1991, and he is a worthy recipient of the Australasian College of Dermatologists highest honour - its silver medal.

Since achieving his Fellowship, Professor Chris Baker has been a tireless worker for the Victorian State faculty, the Skin & Cancer Foundation Inc. in Victoria, St Vincent's Hospital Melbourne, the University of Melbourne and, in particular, for the Australasian College of Dermatologists.

There has been no task that Professor Baker has failed to undertake in his trademark considered fashion, and with his usual attention to detail over that time. He has occupied many volunteer positions in the organisations with which he has dealt and been a member over of, the last 25 years. These include being the President of our College between 2015 and 2017. During those two years, and in the two years as President Elect, he worked on many issues including a significant governance change to the College which has helped the Board of Directors become more strategic and broad based, in keeping with modern governance practice.

Professor Baker is well known for his great ability to achieve consensus and for his ability to "work the telephones" to achieve this. He has done this over the decades in his many roles within the College and the Skin & Cancer Foundation Inc. He has also been a great mentor to many of his junior colleagues, as well as the registrars and medical students, that have and appreciated his advice and encouragement over the years.

Professor Baker has also been a member of the Board of Censors of the College, and its Chief Examiner, and also the Dean of Education of the College from 2010 to 2012. He was also an active participant in the Committee of Presidents of Medical Colleges, being elected to its Executive for part of the time he was on that Committee.



He has also been the Head of the Department of Dermatology at St Vincent's Hospital and has served two terms as President of the Skin & Cancer Foundation Inc. in Victoria.

Professor Baker has been on many local, national, and international committees and advisory boards, and also convened a number of panels to develop guidelines for a number of dermatological conditions such as psoriasis. He has also authored many scientific papers on numerous topics since his registrar days.

Professor Baker is a shining light amongst Australian Dermatology and over the years has become very well known within Australia, and internationally, by many leading international experts, particularly in the fields of psoriasis and photobiology.

He has been well supported in all of these endeavours by his wife Kim and his family and this support has assisted him in being able to undertake his many roles, duties, and commitments in furthering our College and the specialty of Dermatology in general.

Consultants

Advanced Surgery Clinic

Mr Julian Peters
Mr Miklos Pohl
Mr Nigel Mann
Ms Angela Webb
Mr Jeremy Richardson
Mr John Beer
Mr Ajay Chauhan
Ms Janette Ting
Associate Professor Johannes Kern

Biologics Clinic

Associate Professor Peter Foley
Associate Professor Chris Baker
Dr Philip Lane
Dr Alice Rudd
Dr Matheen Mohamed
Dr Shyamalar Gunatheesan
Dr Rose Mac
Dr Kathryn Armour
Dr Shobha Joseph
Dr Rebecca Nguyen
Dr Maree Micallef - Rheumatologist

Contact Dermatitis Clinic

Dr Mei Tam
Dr Bruce Tate
Dr Adriene Lee

Hair Clinic

Dr Jill Cargnello
Dr Alana Tuxen
Dr Olivia Milne
Dr Jack Green
Dr Pooja Sharma

Hyperhidrosis Clinic

Dr Vanessa Morgan
Dr Annaliesa Wright
Dr Kamal Sandhu

Laser Clinic

Dr Michael Rich
Dr Lena Ly

Liaison Clinic

Dr Josie Yeatman
Dr Melissa Thomas

Melanoma Clinic

Dr Hugh Roberts
Dr Chris Jalilian

Mens' Health Clinic

Associate Professor Tony Hall
Dr Mark Darling

Mohs' Surgery

Associate Professor Greg Goodman
Dr Vanessa Morgan
Dr Tim Rutherford
Dr Edward Upjohn
Dr Phil Bekhor
Dr Lauren Young
Dr Eugene Tan

Nail Clinic

Dr Anne Howard
Dr Marguerite Seit
Dr Shyamalar Gunatheesan
Dr Hope Dinh
Mr Joseph Frenkel

Nail Surgery Clinic

Associate Professor Johannes Kern

Occupational Dermatology Clinic

Associate Professor Rosemary Nixon AM
Dr Jenny Cahill
Dr Anina Fitzgibbon
Dr Adriene Lee

Oral Mucosal Clinic

Dr Tammy Yap
Dr Eric Poon
Dr Ellen Ma
Dr Julia Rhodes
Dr Ryan De Cruz

PDT Clinic

Dr Kamal Sandhu

Radiotherapy Clinic

Dr Michael Webster
Dr Cate Scarff

Scar Revision Clinic

Associate Professor Greg Goodman

Skin Cancer Assessment Clinic

Associate Professor Stephen Gilmore

Associate Professor Victoria Mar

Dr Michelle Goh

Dr Mark Darling

Transplant Clini

Associate Professor Alvin Chong

Dr Sarah Brennard

Dr Michelle Goh

Dr Niyati Sharma

Dr Lena Ly

Dr Sarah Hannam

Vascular Laser Clinic

Dr Belinda Welsh

Vitiligo Clinic

Dr Adrian Mar

Dr Michelle Rodrigues

Dr Shally Gupta

Dr Desmond Gan

Private Clinics - Dermatology

Associate Professor Stephen Gilmore

Dr Kamal Sandhu

Dr Vanessa Morgan

Dr Tim Rutherford

Associate Professor Johannes Kern

Dr Eugene Tan

Private Clinics - Plastic Surgery

Mr Miki Pohl

Mr Jeremy Richardson

Mr John Beer

Ms Janette Ting

Private Clinics - Vein Clinic

Dr Stefania Roberts

Private Clinics - Podiatry

Mr Joseph Frenkel



Acne in Schools Program

During the year, the Foundation released #PROJECTACNE, a program designed for schools to provide students with reliable information about acne and skin care.

The goal of the program is to help students:

- Understand the causes of acne
- Talk about the physical, emotional and social effects of acne
- Identify appropriate resources, services and treatments

Acne is a very common skin condition affecting 85% of Australians aged 15-24 years old. This is a time when teenagers are wanting to look their best and even relatively mild acne can often cause great distress and damage to self-esteem and self-confidence.

#PROJECTACNE has been developed for schools to use with students in years 7 and 8 as part of the PDH&PE program and may be taught over 2 or 4 lessons.

The program provides a range of teacher resources that have been developed to assist educating teenage students. These include lesson plans, PowerPoint presentation decks, student handouts and worksheets, letters to parents, newsletter articles and posters.

All the content is available online through our website at www.skincancer.asn.au/projectacne

The Foundation will be re-launching this content for schools to use at the beginning of the 2019 school year.

We appreciate the support of Galderma in sponsoring the development of this content. We believe that it has great potential to improve the skin health of students and their families.

Clinical

“Essentially patients are getting the latest and greatest treatments.....bringing the future to patients who need it now.”

Consultant Dermatologist.



Quality remains the primary focal point of our service provision and data collected throughout 2017/2018 indicates both a high standard of compliance, patient outcomes and satisfaction.

Growth of clinical services has been dominated by private clinics, with an increase in volume from 117 sessions in 2016/2017 to 302 in 2017/18. Similarly, surgical services have also benefitted from the increased internal referral base and additional private Mohs' clinics.

Surgery

The Foundation has seen a significant increase of private surgical sessions during the past financial year, through both Mohs' sessions being undertaken by Dr Tim Rutherford and additional sessions by Plastic Surgeon's Miki Pohl and Jeremy Richardson.

The surgical team, coordinated by Deputy Clinical Operations Manager, Catherine Bennett, has supported doubling the number of Mohs' patients attending private sessions with Dr Tim Rutherford. The efficiency achieved in practice, whilst maintaining excellence in patient care, has been outstanding and our gratitude goes to all who have contributed.

Measurements of patient outcomes through incidents, infection rates and hand hygiene audits have shown a high level of compliance and an infection rate for the 2017/2018 period of just 2.2%.

Non-surgical clinics

As the President noted, overall patient service numbers have reduced due to changing mix of patients.

The Nail Clinic has expanded its service with the addition of Mr Joseph Frenkel, Podiatrist. This has provided both a multi-disciplinary approach to our patients care and the convenience of on-site podiatry services where required.

Radiotherapy commenced providing Grenz treatment for patients presenting with Disseminated Superficial Actinic Porokeratosis (DSAP). The first treatment completed in November 2017 for a patient from Townsville which resulted in favourable comments on social media and further interest from patients nationally.

Radiotherapy continues to provide an excellent option for patients not suitable for surgery or topical management of skin cancer and the treatment continues to be a bulk billing service.

Demand for services such as epidermal grafting for vitiligo patients, biologics for patients with psoriasis and skin cancer management clinics have displayed continued growth over the last financial year. We have 4 consultants assisting with the Vitiligo Clinic, 10 assisting with the Biologics Clinic, with support from 3 specialist biologics nurses and 4 Consultants providing management for patients presenting with skin cancer.

New Staff / Clinics

Dr Shyamalar Gunatheesan – Nail Clinic

Ms Janette Ting (Plastic Surgeon) – Advanced Surgery

Dr Sarah Hannam - Transplant Clinic



Dr Annaliesa Wright – Hyperhidrosis Clinic

Dr Eugene Tan – Private Clinic

Mr Joseph Frenkel (Podiatrist) – Nail Clinic

Quality

Continuing to build on the National Health and Safety Standards, of which the Foundation received merits for Standards 1 and 2, we continually review our practice to ensure optimal patient outcomes.

Patient feedback remains very positive, with an average rating of 4.8/5.0 for ease of making appointments, service delivery and information provided. As a result of our consumer groups feedback, the feedback form was modified to include if our patients felt supported in expressing how their condition affects their quality of life. Our team is very cognisant of the impact that skin disease can have on mental health, self-esteem and even the choice of clothing. Quality of life surveys are conducted in both the hyperhidrosis and biologics/phototherapy clinics, with the data providing a basis for analysis of patient outcomes and research.

Acknowledgement

Last year saw the celebration of the Skin & Cancer Foundation Inc providing specialist dermatology services for 30 years. Our clinical team has now grown to include 72 Consultants, 20 nurses, a radiotherapist, a Mohs' Scientist, 16 administration staff, 3 medical photographers, 2 sterilisation technicians and 26 registrars rotating through the 21 specialist clinics.

The achievements in high quality patient care is through the contribution of all our team and we take this opportunity to thank them for their commitment to our values of Innovation, Excellence and Compassion.

Education

“Research, training and treatment all under the one roof is what makes this place unique. By training us, the Foundation is helping to future-proof Dermatology in Australia.”

Second Year Registrar



Education is a principal pursuit of the Foundation, and we are delighted by what has been achieved during the year under review.

We were proud to see that six of our registrars passed their final exams in 2017. The Foundation congratulates Drs Benjamin Daniel, Sarah Hannam, Matthew Lin, Adam Quinn, Tahereh Taklif, and Stephanie Tizi on their results. We applaud Dr Matthew Lin for winning the major graduation awards.

The Skin & Cancer Foundation Inc has been actively involved in the funding and the training of dermatology registrars since 1994. Over the years, the Foundation has expanded its involvement to fund five registrar positions. While support is received under the Commonwealth Government's Specialist Training Program (STP), other than a 2% increase in 2018 this has remained a fixed grant and otherwise has not been indexed since its inception in 2011. During that time, the salaries of registrars have grown with CPI, and a recent enterprise bargaining agreement added another 9%. The STP element of the registrar's pay packet is diminishing while the Foundation, and our members, are picking up more of the costs of this training.

During this year, the Foundation further extended this support to four registrars as they prepared to re-sit their final FACD exams.

The registrar's training program included 11 Skin Schools – lectures for registrars, as well as some 33 dermatopathology and surgical tutorials.

As a tertiary referral centre, the Foundation's many sub-specialty clinics provide a rich and diverse clinical training environment for all Victorian registrars. This is enhanced by their rotation through the major Melbourne hospitals and is often supplemented by training sessions at leading hospitals in London and Singapore.

Professional Development

The Foundation also supported the Faculty's professional development program with the delivery of 11 Clinical Meetings for dermatologists during the year. This was enhanced by conducting 15 Foundation Updates at the Foundation.

These Update and Clinical meetings, as well as the registrars' Skin Schools, are essential elements in the training and professional development of dermatologists. It helps keep our members at the leading edge of the profession.

For some years now, many of these education sessions have also been webcast by the Foundation to help extend the reach of our professional education activities into other parts of Australia and overseas. Usage statistics show keen use of these webcasts, and of the library of those recordings.

Biologics Masterclasses

The Foundation continues to develop its reputation and leadership in the field of biologic therapies, and sharing this expertise via a series of 2-day workshops developed by Associate Professor Peter Foley and specialist biologics nurses Sue Anderson and Barbara Radulski.

These workshops are keenly sought out by the pharmaceutical companies, nurses and other practitioners. The Foundation

conducted four Masterclasses during the year, and each was again oversubscribed.

Online Biologics Education Portal

To further share its expertise in biologics, the Foundation developed and launched an information and education resource for dermatologists, dermatology registrars and nurses - the Online Biologics Education Portal (www.obep.edu.au).

The resource portal provides a comprehensive, "one stop shop" with simple, fast access to the latest information on the clinical management, documentation requirements, patient support programs and prescribing information for the use of biologic therapies in Australia. It also provides a range of education and training resources regarding these therapies.

The portal is an extension of the Foundation's Biologics Masterclasses that have been in high demand for many years.

It is pleasing to report that the portal continues to be actively used by a large portion of dermatology healthcare professionals across Australia since its launch.

ASCD

The three core obligations of the Australasian Society of Cosmetic Dermatologists (ASCD) are to

- (1) Identify appropriate education and training options and opportunities;
- (2) Conduct or arrange education sessions to upskill medical professionals in cosmetic dermatology; and to
- (3) Foster and develop professional standards.

The ASCD held its first national Symposium at Melbourne's Crown Convention Centre during September 2017. The four-day event was an extraordinary success with a plethora of international speakers presenting alongside Australian thought leaders. (See also separate ASCD report.)

GP Training

The Foundation has continued its program of upskilling GPs by offering them highly interactive workshops on skin cancer and





inflammatory dermatoses. These workshops have been led by Associate Professor Alvin Chong, co-facilitated by Dr Naveen Singh, FRACGP, and administered by Drs Katherine Allnutt and Rachael Davenport. During the year we provided training for 75 GPs who travelled to the Foundation from as far as Perth and Townsville.

The Foundation has now provided training for over 300 GPs from across Australia, and is looking at expanding the courses it provides, as well as delivering dedicated online training resources for those GPs.

Associate Professor Rosemary Nixon AM also led a team of leading dermatologists to deliver a 1-day education and training session on how to diagnose and treat a range of common skin conditions. That Skin Health Education Day attracted more than 90 people to an event held at St Vincent's Hospital Melbourne.

John Fewings Memorial Prize

Dr Rachael Davenport earned our praise by winning the Foundation's annual John Fewings Memorial Prize. The prize is awarded each year at the Annual Scientific Meeting of the Australasian College of Dermatologists for the best paper in contact dermatitis.

The Award is dedicated to the memory of Dr John Fewings, a popular dermatologist who had a keen interest in contact dermatitis work at the Foundation who passed away suddenly in 2002.

Paul Eddington Scholarship

We congratulate Dr Marguerite Seith who was awarded the 2017 Paul Eddington Scholarship.

This Scholarship was established by the Skin & Cancer Foundation Inc to celebrate the memory of British actor, Paul Eddington. Paul's rare skin condition was diagnosed and treated by us and, as a result of our role in his management, he became a strong supporter of the Foundation.

The scholarship will enable Dr Seith to further her experience in nail diseases and develop her skills in basic and more advanced nail surgery.

Dr Seith is using the scholarship to help fund her education and training with world experts in the UK, Switzerland and Belgium. She will also participate in an advanced nail surgery course for specialists.

We look forward to Dr Seith's return to share her knowledge with registrars which will also directly benefit patients.

Public Education

The Foundation conducts a range of public education programs aimed at improving skin health in our community.

These include patient information sessions, and activities aimed at raising public awareness particularly with respect to skin cancer and melanoma.

During the year we ran an evening session to support patients and their families with psoriasis, and another day session for those with eczema in support of the Eczema Association. We also conducted a session for vitiligo patients to meet with senior consultants and camouflage experts. Another event was held with the support group DEBRA for epidermolysis bullosa (EB) patients and their carers, which was extended with a session that provided training and advice for healthcare professionals working with those patients.

The Foundation works closely with a range of patient support groups offering them support and other resources to assist.

National Healthy Skin Awards

These Awards are an important element of the Foundation's public education program. They aim directly at raising skin health awareness and healthy skin practices across Australia.

The 2018 Awards attracted submissions from a diverse range of organisations including local governments, employers and special interest groups. Again, we were impressed with the caliber and the range of organisations that presented their cases for an Award.

This year was the ninth year of the Awards, and the event was held at the Melbourne Museum. (See separate article on the 2018 Awards Night elsewhere in this Annual Report).

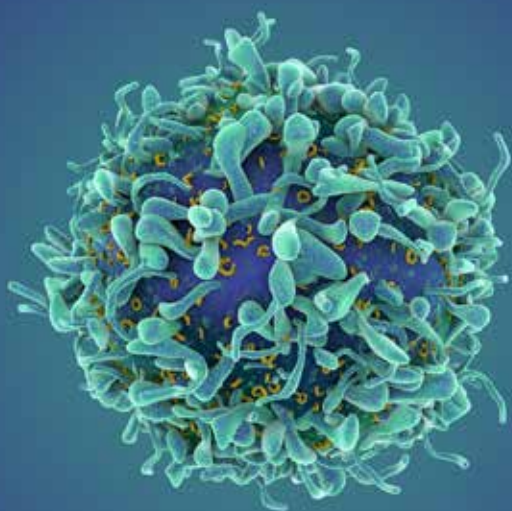
Melanoma March Melbourne

We were delighted that the 2018 Melbourne Melanoma March raised \$59,000 for the 'Big Data for Melanoma' project, MelCOR - a pilot project to establish Australia's first national database on melanoma. The March was the third in this successful collaboration between the Foundation and the Melanoma Institute of Australia (MIA).

The March was also held to remember those lost through melanoma, and to raise the awareness of others.

Acknowledgements

Our education programs would not be possible without the commitment and support of the Victorian Faculty and Foundation consultants. We owe them as a group - and as individuals - a great deal of appreciation for their contributions in time and effort. Particular thanks go to Dr Hugh Roberts as the Faculty's Director of Training, Associate Professor Alvin Chong, Victorian Censor for the Australasian College of Dermatologists, Dr Michelle Goh, Drs Laura Scardamaglia, Olivia Milne and Cate Scarff, with the latter providing unwavering support and assistance to all our Victorian registrars.



Online Biologics Education Portal

The Online Biologics Education Portal (www.obep.edu.au) was published by the Foundation in March 2018.

The portal aims to provide a 'one stop' location for dermatologists, registrars and dermatology nurses to access the most current information on clinical management, prescribing information, documentation requirements, and support services for the use of biologics in dermatology. It is a resource built specifically for the healthcare professional and is not for consumer access.

The portal has been actively taken up by dermatologists, registrars and nurses across Australia. At the time of writing there are now over 290 subscribers accessing this information from around the country.

Traffic data indicates effective use of the information and education resources contained within the portal. This includes tools such as a PASI calculator, letter templates, visit schedulers, care plans, PBS forms, prescribing charts, travel & vaccine information, as well as a range of education resources developed within our Biologics Masterclasses.

With the support of the pharmaceutical companies involved, the portal also provides quick access to their product information and patient support programs – all in the one place. The portal is frequently updated to ensure it carries the latest information for prescribers.

For more information, see www.obep.edu.au.

STATE	%
ACT	1.6%
NSW	35.9%
QLD	12.1%
SA	7.7%
TAS	0.8%
VIC	33.1%
WA	8.9%
Online Biologics Education Portal users, State by State	



2018 Melbourne Melanoma March

A beautiful sunny morning greeted 1,000 enthusiastic participants of the 2018 Melanoma March, held on Sunday 4th March in Princes Park. This year marked the 12th Anniversary of the Melanoma March which was initiated in 2007 by the Emily Tapp Melanoma Foundation to remember lost loved ones.

Participants marched to help raise awareness, promote early detection and remember those lost from melanoma and skin cancer.

During the last three years, the Skin & Cancer Foundation Inc and the Melanoma Institute of Australia worked together to run the Melanoma March Melbourne to raise funds for the 'Big Data for Melanoma Project', the Australian Melanoma Clinical Outcomes Registry (MelCOR). The project aims to create a critical register to record the treatment and outcomes of patients with melanoma, wherever they are in Australia. Participating melanoma centers across the nation will link databases bringing together key information about the treatment of their patients on a nation-wide scale.

This world-leading project will feature an online platform, designed to engage with melanoma care, wherever it takes place. This year's Melbourne March raised \$59K which will go towards the national melanoma database. To date, the Melanoma March has raised over \$1.2 million for the project.

A very big thank you to all staff and volunteers who worked so hard to make this year's Melanoma March such a success. We could not have done it without you.

The 2019 Melanoma March will be held at Princes Park on Sunday, 3 March 2019.



ASCD Annual Report

Status of ASCD

The Foundation Constitution and Rules provide substantial powers to engage in dermatology advocacy, treatment, education and research, nationally and internationally. The Board can therefore create any sub-unit or group within the Foundation which fits within this charter. In doing so, the group established automatically obtains the legal status accorded to the Foundation itself, including charitable DGR status, insurance coverage, board and management support and assistance.

At the July 2013 Board meeting, the Board agreed to establishing the Australasian Society of Cosmetic Dermatologists (ASCD). The primary goal is to provide a national focus for training in cosmetic dermatology and advocacy for this work.

The ASCD has its own Advisory board, Chaired by Assoc. Prof Greg Goodman. It now boasts around 150-member dermatologists from Australia and New Zealand.

The ASCD has thus far focussed on two major education programs:

1. Provision of 2-3 seminars on relevant topics which were recorded and subsequently posted on the Foundation's Online Video library; and
2. Conduct of its annual international conference (this year at the Crown Convention Centre in September 2018).



This first conference in 2017 was highly successful, with participants from Australia, New Zealand and the South Pacific, and drawing attendees from a variety of cosmetic dermatology professions, including Dermatologists, dermatology nurses, plastic surgeons, cosmetic surgeons, cosmetic doctors and nurses and dermal therapists.

International speakers from the USA and Europe complemented local speakers.

Over 350 delegates attended the conference.

This year the ASCD conducted its next conference in September 2018, with over 600 delegates and trade representatives. The ASCD Advisory Board also met to consider a major development planning process to expand the organisation.

Melbourne Skin Pathology

Melbourne Skin Pathology (MSP) is a joint venture partnership between the Skin & Cancer Foundation Inc and Melbourne Pathology.

2017-18 was another great year for Melbourne Skin Pathology offering further education opportunities for registrars and participating in a number of SCF initiatives. MSP's aim is to provide unrivalled quality in skin pathology reporting, matched by operational performance in all areas of service delivery. Seven specialist pathologists work together to provide a comprehensive dermatopathology service for dermatologists and their patients across Victoria.

The dermatopathology team

MSP boasts the strongest dermatopathology team in Victoria. Drs Sant Khan, Peter McQuillan, Guan Tan, Saurabh Prakash, Tim Khamu, Karen McGlaughlin and Rod O'Keefe work as a team to provide a first class dermatopathology service. These dermatopathologists are specialists in their field and have undergone extensive study and training to seek further qualification.

Education

The MSP team has continued to teach and mentor Victorian dermatology registrars at both the Skin & Cancer Foundation Inc and at their Collingwood laboratory. Drs Sant Khan and Tim Khamu have been teaching first and second year registrars; while Drs Saurabh Prakash, Peter McQuillan and Guan Tan have been teaching and mentoring third and final year registrars to succeed in their Fellowship examinations.

Three tutorials per week are offered to registrars through the use of the multi-header microscope. The team are passionate and motivated teachers, and will continue to offer their knowledge and teaching skills to registrars at the Foundation.

CPC conferences

The MSP team has presented successful and well-attended CPC conferences throughout 2017-2018 at both the Foundation and at the Melbourne Pathology laboratory. These conferences are an excellent learning tool for dermatologists and registrars, and provide an opportunity to meet one-on-one with our dermatopathology team.


Providing a comprehensive, quality pathology service

Our partner, Melbourne Pathology offers a comprehensive pathology service, providing quality pathology services in all disciplines including histopathology and clinical pathology. Its expertise in clinical pathology is first class and complements the expertise in anatomical pathology.

Contacting our team

MSP dermatopathologists are available for consultation and discussion of interesting cases. They welcome the opportunity to meet with dermatologists to tailor a service to meet their needs. Their Business Development Managers are also available to meet to discuss MSP services.

Melbourne Skin Pathology looks forward to continuing to provide dermatologists with a quality pathology service in partnership with the Foundation.



Radiotherapy

The Foundation provides superficial radiotherapy as an alternative treatment option particularly for patients who are unable to undergo surgery.

Radiotherapy is used for the treatment of most types of skin cancers and can also be used to treat a range of conditions including Bowen's Disease, Kaposi sarcoma, Keloid scars, and Mycosis fungoides. It involves the use of high energy x-rays focused on the area to be treated and is an excellent alternate treatment option to creams and surgery for patients with pre-cancerous and cancerous skin conditions.

These therapies are planned and delivered by our dedicated radiation therapist Susannah Kallady.

"Radiotherapy is an excellent treatment option for patients of advanced age or those who are unfit for surgery," said consultant dermatologist at the Foundation, Associate Professor Alvin Chong.

"It offers a good cosmetic result, especially if it means avoiding plastic surgery or prosthesis. It can also be used to take care of any residual microscopic disease."

The radiotherapy unit at the Skin & Cancer Foundation is also the only unit in the southern hemisphere to offer Grenz Rays as another treatment option for patients with palmoplantar dermatitis or psoriasis. In the past 12 months, the Foundation has also started treating patients suffering from Disseminated Superficial Actinic Porokeratosis (DSAP).

"This trend started through word of mouth on a private Facebook group after mention of successful treatment with Grenz in Switzerland and has led to patients travelling from as far as Queensland and New South Wales for our treatment" said Susannah Kallady.

The Foundation recently upgraded its facilities in the radiotherapy unit to include a new procedure chair, which provides better positioning and more support for the patient.



Research

"We're helping to develop new treatments through research and trials. In a way, it's like a window to what treatments might be like in the future."

Research Fellow



Over the past year, the Clinical Trials department has continued to experience successful growth with the total number of trials conducted by the Skin & Cancer Foundation Inc reaching 30 trials conducted over the year. This has seen a total of 125 patients participating in our trials. Furthermore, we have seen over 300 new participants enroll in our healthy volunteer studies.

The majority of trials conducted in the department are sponsored by the biopharmaceutical industry, however we are still involved with, and support collaborative research such as the Melbourne Melanoma Project (MMP).

The Clinical Trials team prides itself on excellence in the care of our patients and provides world-class services to patients and sponsors alike. Because of this the Foundation is able to act as an avenue for our patients to access new therapeutic interventions for dermatology related diseases.

Whilst the majority of trials over the year have been for Atopic Dermatitis and Psoriasis, they have also been involved in trials for Acne & Alopecia Areata. The legalisation of medical marijuana by the Victorian government has seen the Foundation take on their first medical cannabis study for the treatment of acne. This is an exciting and innovative new area for dermatology treatments.

The achievements of the department are made possible by the dedicated team of staff, led by Associate Professor Peter Foley (Director of Research/Principal Investigator). Senior dermatologists Associate Professor Chris Baker and Associate Professor Alvin Chong support him as investigators. Dr Rebecca Nguyen is a new addition to the team of investigators and comes with a wealth of trial experience. Dr Senhong Lee has been the primary Sub-Investigator for the year.

The day-to-day activities of the department continue to be managed by joint Trials Nurse Supervisors, Charlotte Harrison-Mullan and Stephanie Yee. They are supported by a team of nurses, Jennifer Kaiser, Sara Collis and Tracy Mallett. Tracy joined the team this year. He has previous trials experience and his previous role was with the Nucleus Network. Desiree Green (Administration Assistant) and Marlene Rennie (Financial Administration Officer) continue to support the department. With the increase in the number of trials this year, Irina Danilovich was brought onboard as an administration assistant.

Christine Zahren (Trials Strategy and Development Consultant) has focused on increasing our growth opportunities. Her assistance in increasing advertising for trials and dermatologist awareness with 'Derm Link' and the weekly newsletter the 'Dermblast', has seen Victorian dermatologists engaging much more readily with the department, enabling them to meet or exceed recruitment targets. Dermatologist referrals to the department have increased by 50% since last year. This is a substantial growth in dermatologist engagement with the department.

In May, the Foundation celebrated Clinical Trials Day with a breakfast event that allowed attendees the opportunity to network with each other and the guest speakers. The speakers at this event were Carlo Maccarrone, Asia Pacific Regional Director, Clinical Operations for GSK, and Michelle Burke an advisor with MTP Connect. It was another excellent opportunity for the Foundation to celebrate the important role clinical trials play in the advancement of healthcare.



As part of the event, the Foundation hosted the inaugural National Award for Excellence in Clinical Trials. The award is proffered to Registered or Enrolled Nurses who provide exemplary commitment to delivering exceptional care for their patients. This year's award winner was Sharyn Hutchinson, a nurse from St George Dermatology in Sydney.

Most trials are sourced from Probit Medical Research (PMR), a Canadian based clinical trials consortium, run by Dr Kim Papp. They continue to support the department and offer important regulatory and administrative support to the team.

The Clinical Trials team would like to thank all the patients who participate in clinical trials. Volunteering for research is an admirable choice. It allows medical science to progress and we are incredibly grateful to all the selfless individuals who make this possible.

We are also very grateful for the support of the dermatology community and their referrals which allow us to provide patients with access to potential new treatments.



ODREC Report 2017-2018

Associate Professor Rosemary Nixon AM

The ODREC team are very pleased to report another successful year. The highlights included our 5th Annual 2018 Patch Test Training Day, which was again held in May before the College Annual Scientific Meeting and was once again a great success. This time we focussed on the allergens of the Australian Baseline Series and included a video of a worker's diagnostic journey through the Occupational Dermatology Clinic. Mandy Palmer did a fantastic job with all aspects of the organisation, including finding an appropriate venue and supervising production of the participants' course booklets. Thanks to our speakers Drs Adriene Lee, Jen Cahill, Mei Tam, Bruce Tate, Anina Fitzgibbon, Emma Hiscutt as well as Mandy herself, and helpers Suzette Foster, and Drs Rachael Davenport and Katherine Allnutt. The feedback has been good and planning for next year has already commenced, which will include a brand new program on Friday 17 May, prior to the Annual Scientific Meeting in Melbourne.

Skin Health Education Day

The second annual 2018 ODREC Skin Health Education Day (SHED) was held in March and was also a great success. The symposium is aimed to educate general practitioners and dermatology nurses about common skin conditions. There is so much fake news out there! Once again, the feedback has been very gratifying. Mandy Palmer did a fantastic job with all aspects of the organisation, and our speakers were all very well received. Planning for next year has already commenced, and we will alternate programs each year, ensuring that we cover and update a wide range of skin conditions.

Annual Scientific Meeting

Our team presented a number of talks at the Contact Dermatitis session of the College's Annual Scientific Meeting in May 2018 and I am thrilled to report that ODREC Research Fellow Dr Rachael Davenport won the John Fewings prize for the best talk in the session, on her study of sunscreen allergic contact dermatitis in Melbourne.

Hand Hygiene

We have continued our interest in the prevention of occupational dermatitis in healthcare workers, especially through the Hand Hygiene educational module which we developed. We still receive many speaking requests for this topic, and Mandy Palmer in particular has given a number of talks on this subject. Hand hygiene is very important: for every 10% improvement in hand hygiene rates, there is a 15% reduction in staph aureus bacteremia. Yet the development of occupational dermatitis may cause healthcare workers to abandon appropriate hand hygiene.

Nickel Allergy

Over the last 2-3 years, we have been working on a sponsored study testing nickel-allergic subjects over short periods for



NiPERA, the research arm of the US nickel producers. The final paper was recently accepted for publication in *Contact Dermatitis*. I sincerely thank Drs Claire Higgins, Harini Bala and Danit Maor for all their assistance with this study.

Contact Allergen Bank Australia

Our Contact Allergen Bank continues to be popular. This service enables dermatologists to order pre-prepared custom-made contact allergens online from our service. In 2017-18 we sent out 900 orders to 194 registered practices, whom we also supply with patch testing information. In conjunction with the innovative Australian Baseline Series which we pioneered several years ago, we have been able to facilitate appropriate patch testing by dermatologists, especially in rural and remote areas. This increased interest in contact dermatitis is also reflected in attendances at our yearly Patch Test Training Day.

International Education

We continue to host several visitors, from locally, interstate and overseas. This year we welcomed Dr Ursula Flury from Switzerland. Dermatologist Dr Hiromi Mizutani from Japan continues to work with our team and has a special interest in mucosal allergy. Dermatologist Dr Claire Grills and Ms Emma King visited the clinic to prepare for the introduction of patch testing children at the Royal Children's. We are currently fielding enquiries from dermatologists wishing to visit the Foundation from the Philippines, Thailand and Peru.

I have established a Patch Test Training Fund, funded by tax-deductible donations from patients and other supporters, to assist training in patch testing at the Foundation for dermatologists from under-developed countries. We are likely to support a visit from a dermatologist from Nepal later in the year. Donations are most welcome at <http://www.skincancer.asn.au/campaign/13/patch-test-training-fund>



Research Fellows

Together with A/ Profs Foley, Chong, Drs Jenny Cahill and Tori Mar, considerable effort is invested in selecting Skin & Cancer Foundation Inc Research Fellows each August, who are generally young doctors interested in subsequently pursuing dermatology training.

Dr Rachael Davenport was the ODREC Research Fellow for 2018 and Drs Claire Higgins and Dr Danit Maor were Research Fellows in 2017. Claire has remained very busy, completing papers and two book chapters this year. Dr Katherine Allnutt, the 2018 SCF Transplant Research Fellow, has also contributed to two book chapters in 2018.

And we are delighted to congratulate three former ODREC Research Fellows, who all passed their FACD Fellowship exams this year: Drs Sarah Gamboni, Ryan Toholka and Celeste Wong!

European Meeting

We are keenly anticipating the major world meeting in contact dermatitis, the European Society of Contact Dermatitis meeting to be held in Milan in October 2018, where a number of us will attend and present papers. And in 2019, we welcome noted contact dermatitis authority, Dr John McFadden, to speak at the College Annual Scientific Meeting to be held in Melbourne.

Acknowledgments

Finally, I must thank Mandy Palmer for her ongoing contribution to ODREC, particularly maintaining our database from the Occupational Dermatology Clinic, which turned 25 years old this year! Mandy also maintains the database from the Contact Dermatitis Clinic (from 2001) and cheerfully manages many requests for data, as well as running our Contact Allergen Bank and being the nurse in charge of the patch testing clinics. I would also like to thank Suzette Foster for her fantastic support to Mandy and assistance with the Contact Allergen Bank. I would particularly like to thank Dr Jenny Cahill who works at ODREC every week as well as running regular Occupational Dermatology Clinics and also our wonderful admin person, Allison Muis, most ably assisted on occasion by Julianna Hays. Finally, thanks to all those who make the Skin and Cancer Foundation such a great place to work, especially President Dr Mei Tam and Executive Director Mr Chris Arnold.

The Australasian Psoriasis Registry (APR)

The last 12 months has seen continued steady growth in the Australasian Psoriasis Registry. An additional 417 patients were added to the Registry in 2017/18, increasing patient numbers from 1853 patients in July 2017 to 2270 patients at end of June 2018. Many of the new patients came from the bulk upload of 327 patients who were participating the Celgene Ozone product familiarisation program, which has also increased the number of active participating sites to 52 (with 2,104 in total).

Collaboration with pharmaceutical companies who are enrolling patients in their product familiarisation programs provides an excellent opportunity to add large numbers of new patients to the Australasian Psoriasis Registry and to recruit new sites who have not considered being involved with the Registry.

As mentioned elsewhere in this Annual Report, the Foundation's new Online Biologics Education Portal (www.obep.edu.au) and ongoing Masterclass series provide valuable training and information resources for APR participants.

Two research papers utilising data from the Australasian Psoriasis Registry were published in 2017/18:

Norris, D, Photiou, L, Tacey, M, Dolianitis, C, Varigos, G, Foley, P, Baker, C. Biologics and Dermatology Life Quality Index (DLQI) in the Australasian Psoriasis Population. *Journal of Dermatological Treatment* 2017, 28(8), 731-736.

Xie, K K, Braue, A, Martyres, R, Varigos, G. Baseline patients' characteristics as predictors for therapeutic survival and response in patients with psoriasis on biological treatments. *Australas J Dermatol.* 2018.

The Australasian Psoriasis Registry will undergo an upgrade in August 2018 to provide greater functionality, usability and to provide a platform that allows users to obtain useful information on the patients that they have recorded in the Australasian Psoriasis Registry.

"Clinical trials help people who are at the end of their treatment options. They get access to drugs that are not yet available. It's a bit like sending them into the future."

Fourth Year Registrar

Melanoma Research

Associate Professor Victoria Mar

A/Prof Mar has a research interest in early detection and management of melanoma and has recently been awarded an NHMRC Early Career Fellowship entitled 'Melanoma diagnosis and early management: evaluating and improving patient outcomes through a clinical quality registry'.

Clinical quality registries (CQRs) are essential for correlating patient outcomes with measures of system and clinician performance.

In providing "clinician-level" feedback of risk adjusted benchmarked data to clinicians and health services, CQRs have been shown to enhance the quality of care. This research approach is particularly important as a means of recognising when variations in care adversely affect patients.

CQR for Melanoma

While skin cancer is 'Australia's cancer' and the most costly malignancy to our health care system, no CQR for melanoma currently exists. Development of a melanoma registry is therefore a priority for Australia.

Philanthropic seed funding has been sourced to enable development of a pilot to be tested across Victoria, NSW and Queensland. Prospective data collection across three States initially will be achieved by engaging key stakeholders, including clinicians and State cancer registries. The overall aim of this proposal is to address critical questions relating to melanoma diagnosis and early management. It will also help identify variations in compliance with quality indicators that reflect 'best (evidence-based) practice' (as set out in the recently revised national melanoma management guidelines) across several domains including diagnostic biopsy, pathology reporting and early surgical management.

Artificial Intelligence (AI)

A/Prof Mar also has an interest in the use of artificial intelligence for melanoma diagnosis.

Part of this research program will involve trialling an AI algorithm in the clinical setting, initially in specialist clinics at the Skin & Cancer Foundation Inc and Victorian Melanoma Service, and later in the general practice setting. These trials are being developed with Monash University, MoleMap and the Australian and New Zealand Melanoma Trials Group.



Research Publications and Presentations

Dr Lisa Abbott

Abbott LM, Smith SD, "Smartphone apps for skin cancer diagnosis: Implications for patients and practitioners", Australasian Journal of Dermatology, epub ahead of print, 2 Jan 2018

Dr L M Abbott, Dr K Byth, Professor P Fernandez-Peñas. Tanning, Selfies and Social Media. Australasian Journal of Dermatology, in press.

Presentations:

Smartphone use by dermatologists: practices, risks and legal issues, Abbott LM, Smith SD, Health Law Masterclass, University of Sydney, 6 Oct 2017

Melanoma & the law - Medicolegal hypotheticals, World Congress on Cancers of the Skin, Sydney, 17 August 2018

Dr Nikki Adler

Adler NR, McLean CA, Wolfe R, Kelly JW, McArthur GA, Haydon A, Tra T, Cummings N, Mar VJ. Concordance of somatic mutational profile in multiple primary melanomas. Pigment Cell & Melanoma Research 2018; In Press.

Adler NR, Wolfe R, McArthur GA, Kelly JW, Haydon A, McLean CA, Mar VJ. Tumour mutation status and melanoma recurrence following a negative sentinel lymph node biopsy. British Journal of Cancer 2018; 118, 1289-1295.

Aung AK, Tang MJ, Adler NR, de Menezes SL, Goh MSY, Tee HW, Trubiano JA, Puy R, Zubrinich CM, Graudins LV. Adverse drug reactions reported by healthcare professionals: reaction characteristics and time to reporting. Journal of Clinical Pharmacology 2018; doi: 10.1002/jcph.1148 [Epub ahead of print].

Vu M, Adler NR, Wee E, Wolfe R, McLean CA, Kelly JW, Pan Y. Impact of associated naevus on survival for nodular and superficial spreading melanomas. British Journal of Dermatology 2018; doi: 10.1111/bjd.16556 [Epub ahead of print].

Sia CSB, Ananda-Rajah MR, Adler NR, Baey YW, Liew D, Tong EY, Aung AK. Renal safety of short term empiric gentamicin therapy in aged patients. Australasian Journal on Ageing 2018; doi: 10.1111/ajag.12541 [Epub ahead of print].

Adler NR, Mahar PD, Kelly JW. The divide between ethical and legal responsibilities in providing unsolicited medical care. Australian Journal of General Practice 2018; In Press.

Fang WC, Adler NR, Graudins LV, Goldblatt C, Goh MSY, Roberts SK, Trubiano JA, Aung AK. Drug-induced liver injury is frequently associated with severe cutaneous adverse drug reactions: experience from two Australian tertiary hospitals. Internal Medicine Journal 2018; doi: 10.1111/imj.13734. [Epub ahead of print].

+Adler NR, +Kelly JW, Guitera P, Menzies S, Chamberlain AJ, Fishburn P, Button-Sloan A, Heal C, Soyer HP, Thompson JF. Methods of melanoma detection and of monitoring the skin for individuals at high risk of melanoma: new Australian clinical practice guidelines for the diagnosis and management of melanoma. Medical Journal of Australia 2018; in press.

Kelly JW, Adler NR, Fishburn P, Button-Sloan A, et al. Cancer Council Australia Melanoma Guidelines Working Party. What is the role of skin surface imaging (total body photography) in the early diagnosis of patients at high risk of developing melanoma? Clinical Practice guidelines for the diagnosis and management of melanoma. Sydney: Cancer Council Australia. Available from <http://wiki.cancer.org.au/australia/Guidelines:Melanoma>

Adler NR, Murray WK, Brady B, McCormack C, Pan Y. Sweet's syndrome associated with ipilimumab in a patient with metastatic

melanoma. *Clinical and Experimental Dermatology* 2018. In Press. doi: 10.1111/ced.13399 [Epub ahead of print].

Adler NR, Kelly JW, Haydon A, McLean CA, Mar VJ. Clinicopathological characteristics and prognosis of patients with multiple primary melanomas. *British Journal of Dermatology* 2018; 178(1):e44-e45.

Adler NR, Wolfe R, Kelly JW, Haydon A, McArthur GA, McLean CA, Mar VJ. Tumour mutation status and sites of metastasis in patients with cutaneous melanoma. *British Journal of Cancer* 2017; 117(7): 1026-1035.

Adler NR, Mahar PD, Kelly JW. You should get that mole checked out: Ethical and legal considerations of the unsolicited clinical opinion. *Australian Family Physician* 2017; 46(12): 949-951.

Adler NR, Adler KA, Grant-Kels JM. Doctors' mental health, burnout and suicidality: professional and ethical issues in the workplace. *Journal of the American Academy of Dermatology* 2017; 77(6):1191-1193.

Adler NR, Pan Y, Kelly JW. A novel clinical sign to aid in the diagnosis of superficial basal cell carcinoma. *Journal of the American Academy of Dermatology* 2017; 77(6): e155-156.

Adler NR, Dowling JP, Pan Y. The unregulated use of Melanotan-II is of public health interest to Australian dermatologists. *Australasian Journal of Dermatology* 2017; 58(4): 327-329.

Adler NR, Lin MJ, Camron R, Gin D. Fluconazole-induced Sweet's syndrome: a novel association. *Australasian Journal of Dermatology* 2017; In Press. doi.org/10.1111/ajd.12710 [Epub ahead of print].

Adler NR, Graudins LV, Aung AK. The importance of risk communication and documentation for patients with cutaneous adverse drug reactions. *British Journal of Dermatology* 2017; 177(5): 1461.

Adler NR, Gin D, McLean CA. The specimen that did not survive processing: ethical considerations pertaining to open disclosure. *Journal of the American Academy of Dermatology* 2017; 77(5): 988-990.

Adler NR, Kelly JW, Dowling JP, Saunders H, Mar VJ. An unusual onset of agminated Spitz naevi in an adult patient. *Clinical and Experimental Dermatology* 2017; 43(3): 363-365.

Adler NR, Adler KA. Suicide by health professionals: a retrospective mortality study in Australia, 2001-2012. *Medical Journal of Australia* 2017; 206 (11): 506.

†Pan Y, †Adler NR, Wolfe R, McLean CA, Kelly JW. Nodular melanoma is less likely than superficial spreading melanoma to have a histologically associated naevus. *Medical Journal of Australia* 2017; 207(8): 333-338. †Both authors contributed equally to this manuscript.

Oral Presentations:

Tumour mutation status and melanoma recurrence following a negative sentinel lymph node biopsy

Australasian College of Dermatologists 51st Annual Scientific Meeting, Gold Coast, Queensland, May 2018.

BRAF mutation is associated with sentinel lymph node positivity and central nervous system metastasis in patients with primary cutaneous melanoma. 9th World Congress of Melanoma, Brisbane, Australia, October 2017

Poster Presentations:

Concordance of somatic mutational profile in multiple primary melanomas

Adler NR, McLean CA, Wolfe R, Kelly JW, McArthur GA, Haydon A, Tra T, Cummings N, Mar VJ.

Australasian College of Dermatologists 51st Annual Scientific Meeting, Gold Coast, Queensland, May 2018

Sweet's syndrome associated with ipilimumab in a patient with metastatic melanoma

Adler NR, Murray WK, Brady B, McCormack C, Pan Y. 9th World

Congress of Melanoma, Brisbane, Australia, October 2017

The unregulated use of Melanotan-II may induce change and obscure the assessment of melanocytic lesions; Adler NR, Dowling JP, Pan Y; 9th World Congress of Melanoma, Brisbane, Australia, October 2017

An unusual onset of agminated Spitz naevi in an adult patient; Adler NR, Kelly JW, Dowling JP, Saunders H, Mar VJ. 9th World Congress of Melanoma, Brisbane, Australia, October 2017

Impact of associated naevus on survival for nodular and superficial spreading melanomas. Vu M, Adler NR, Wee E, Wolfe R, McLean CA, Kelly JW, Pan Y. 9th World Congress of Melanoma, Brisbane, Australia, October 2017

Frequency and clinical features of synchronous multiple primary melanomas at an Australian tertiary referral centre. Kanzaki A, Adler NR, Mar VJ. 9th World Congress of Melanoma, Brisbane, Australia, October 2017

Associate Professor Chris Baker

Rademaker M, Agnew K, Anagnostou N, Andrews M, Armour K, Baker C, Foley P, Gebauer K, Gupta M, Marshman G, Rubell D, Sullivan J, Wong L. Psoriasis and infection. A clinical practice narrative. *Australas J Dermatol*. 2018 doi: 10.1111/ajd.12895

Rademaker M, Rubell D, Agnew K, Andrews M, Armour K, Baker C, Foley P, Gebauer K, Goh M, Gupta M, Marshman G, Prince M, Sullivan J. Psoriasis and cancer. An Australian/New Zealand narrative. *Australas J Dermatol*. 2018 doi: 10.1111/ajd.12889

Kowalski T, Baker C, Mack HC. Hydroxychloroquine retinal toxicity in two patients with dermatological conditions. *Australas J Dermatol*. 2018 May 2. doi: 10.1111/ajd.12827. [Epub ahead of print] PMID: 29722012

van Kogelenberg S, Yue Z, Dinoro J, Baker C, Wallace G. Three-Dimensional Printing and Cell Therapy for Wound Repair. *Adv Wound Care*. 2018 May 1; 7(5): 145-155.

Rademaker M, Agnew K, Andrews M, Armour K, Baker C, Foley P, Frew J, Gebauer K, Gupta M, Kennedy D, Marshman G and Sullivan J. Psoriasis in those planning a family, pregnant or breast-feeding. The Australasian Psoriasis Collaboration. *Australasian Journal of Dermatology* (2018) 59, 86-100

Elewski BE, Okun MM, Papp K, Baker CS, Crowley JJ, Guillet G, Sundaram M, Poulin Y, Gu Y, Geng Z, Williams DA, Rich PA. Adalimumab for nail psoriasis: Efficacy and safety from the first 26 weeks of a phase 3, randomized, placebo-controlled trial. *J Am Acad Dermatol*. 2018 Jan;78(1):90-99.e1. doi: 10.1016/j.jaad.2017.08.029. Epub 2017 Oct 6.

Norris D, Photiou L, Tacey M, Dolianitis C, Varigos , Foley P, Baker C. Biologics and Dermatology Life Quality Index (DLQI) in the Australasian Psoriasis Population. *J Dermatology Treatment*. 2017 Dec;28(8):731-736

Dr Jenny Cahill

Presentations

Monash Graduate Certificate in Occupational Health, June.

ODREC Patch Test Training Day. Allergic contact dermatitis to Australian Baseline Series- fragrances, metals, excipients, May.

ODREC Patch Test Training Day. When the ABS isn't enough- occupational series to consider, May

Associate Professor Alvin Chong

Leung VKY, Dobbins SJ, Goodman DJ, Kanellis J, Chong AH. Skin cancer

history, sun-related attitudes, behaviour and sunburn among renal transplant recipients versus general population. *Australas J*

Dermatol. 2018 May;59(2):e106-e113. doi: 10.1111/ajd.12591.

Howard MD, Su JC, Chong AH. Skin Cancer Following Solid Organ Transplantation: A Review of Risk Factors and Models of Care. Am J Clin Dermatol. 2018, Aug;19(4):585-597.

Davenport R, Brennand S, Goh MS, Prakash S, Chong AH. Merkel cell carcinoma in a patient treated with infliximab: Beware of the subcutaneous nodule. Australas J Dermatol. 2018 Apr 16. doi: 10.1111/ajd.12819. [Epub ahead of print]

Sim E, Li J, Williams R, Pan Y, Mohamed M, Aboltins C, Chong AH. Two cases of occupationally acquired Mycobacterium marinum infection in Chinese restaurant workers in Melbourne, Australia. Australas J Dermatol. 2018 Aug;59(3):231-232. doi: 10.1111/ajd.12746. Epub 2017 Oct 27.

Davenport, R., Chong, AH. and Foley, P., 2018. Scalp pruritus: easing the itch. Medicine Today, 2018, 19 (2), pp. 12-20

Davenport R, Chong AH. David has an itchy rash. In: CHECK volume 2 (unit 539): Infectious diseases. Melbourne: RACGP, 2017.

Maor D, Brennand S, Goh S.Y M, Chong AH. Recalcitrant hyperkeratotic verrucae in a renal transplant recipient clearing with cessation of immunosuppression. Journal of the American Academy of Dermatology Case Reports. 2018 May 4;4(5):471-473

Maor D, Brennand S, Goh S.Y M, Fahey V, Tabrizi N. S, Chong AH. A case of acquired epidermodysplasia verruciformis in a renal transplant recipient clearing with multimodal treatment including Gardasil vaccination. Australas J Dermatol. 2018 May;59(2):147-148.

Maor D, Chong AH. Inflammatory Rosacea, Australian Family Physician, RACGP CHECK Study. Dermatology Issue 4-8.

Maor D, Chong AH. Rosacea, Australian Family Physician, 2017 May: 46(5): 261-352.

Chong AH, Maor D. Skin Cancer: Spotting it early. InMotion Physiotherapy Journal, 2017 Apr; 30-4.

Bala H, Chong AH. A suspicious pigmented lesion in a transplant patient. Aust Fam Physician. 2017 Mar;46(3):111-112.

Poster presentations

Zallman M, Chong AH. Systematic review of the efficacy, safety and management considerations of tofacitinib: Emerging evidence and key clinical considerations for JAK-inhibitor use in dermatology. Australasian College of Dermatologists 51st Annual Scientific Meeting 19th – 22nd May 2018

Rachael Davenport, Sarah Brennand, Michelle SY Goh, Saurabh Prakash, Alvin H Chong. Merkel cell carcinoma in a patient treated with infliximab: More than just a coincidence? Australasian College of Dermatologists 51st Annual Scientific Meeting 19th – 22nd May 2018

Rachael Davenport, Simon Cumming, Michelle SY Goh, Alvin H Chong. Benign skin disease in organ transplant recipients: A study of 331 consecutive Australian patients. Australasian College of Dermatologists 51st Annual Scientific Meeting Rachael Davenport, 19th – 22nd May 2018

Maor D, Cumming S, Bala H, Brennand S, Goh S.Y M, Chong AH. Melanoma in a cohort of organ transplant recipients: Experience from a dedicated transplant dermatology clinic in Victoria, Australia. 9th World Congress of Melanoma, Brisbane, October 2017

Maor D, Cumming S, Bala H, Brennand S, Goh S.Y M, Chong AH. Melanoma in a cohort of organ transplant recipients: Experience from a dedicated transplant dermatology clinic in Victoria, Australia. Australasian College of Dermatology 50th Annual Scientific Meeting, Sydney, 6th - 9th May 2017

Maor D, Brennand S, Goh SY M, Fahey V, Tabrizi N. S, Chong H. A. A case of Acquired Epidermodysplasia verruciformis in a renal transplant recipient. Australasian College of Dermatology 50th Annual Scientific Meeting, Sydney, 6th - 9th May 2017

Maor D, Brennand S, Goh S.Y M, Chong AH. Recalcitrant hyperkeratotic warts in a renal transplant recipient clearing with cessation of immunosuppression. Australasian College of

Dermatology 50th Annual Scientific Meeting, Sydney, 6th - 9th May 2017

Oral presentations

2018 Annual Scientific Meeting of the Australasian College of Dermatologists: Session chair: "Melanoma and Non-melanoma skin cancer". Gold Coast, Queensland.

Dr Rachael Davenport

Davenport, R. B., Voutier, C. R., & Veysey, E. C. (2018). Outcome measurement instruments for provoked vulvodynia: A systematic review. Journal of Lower Genital Tract Disease.

Davenport, R., Brennand, S., Goh, M. S., Prakash, S., & Chong, A. H. (2018). Merkel cell carcinoma in a patient treated with infliximab: Beware of the subcutaneous nodule. Australasian Journal of Dermatology.

Davenport, R., Chong, A.H. and Foley, P., 2018. Scalp pruritus: easing the itch. Medicine Today, 19 (2), pp. 12-20

Davenport R, Chong A. David has an itchy rash. In: check volume 2 (unit 539): Infectious diseases. Melbourne: RACGP, 2017.

Davenport, R. , Le, S. T., Gin, A. , Goh, M. S. and Foley, P. (2017), Resolving classic pityriasis rubra pilaris, mimicker of erythema gyratum repens. Australas J Dermatol. . doi:10.1111/ajd.12752

Posters

Merkel cell carcinoma in a patient treated with infliximab: More than just a coincidence? Australasian College of Dermatologists 51st Annual Scientific Meeting Rachael Davenport, Sarah Brennand, Michelle SY Goh, Saurabh Prakash, Alvin H Chong. 19th – 22nd May 2018

Benign skin disease in organ transplant recipients: A study of 331 consecutive Australian patients. Australasian College of Dermatologists 51st Annual Scientific Meeting Rachael Davenport, Rachael Davenport, Simon Cumming, Michelle SY Goh, Alvin H Chong. 19th – 22nd May 2018

Outcome measurement instruments for provoked vulvodynia: A systematic review. Australasian College of Dermatologists 51st Annual Scientific Meeting Rachael Davenport, Rachael Davenport, Emma Veysey, Catherine Voutier. 19th – 22nd May 2018

Resolving Classic Pityriasis Rubra Pilaris – mimicker of Erythema Gyratum Repens. Australasian College of Dermatologists 51st Annual Scientific Meeting Rachael Davenport, Rachael Davenport, Sarah Thanh Le, Alexander Gin, Michelle SY Goh, Peter Foley. 19th – 22nd May 2018

Oral Presentation

Allergic contact dermatitis to sunscreens in 2018 The Australasian College of Dermatologists 51st Annual Scientific Meeting

Associate Professor Peter Foley

Papp K, Bachelez H, Constanzo A, Foley P et al. Clinical similarity of the biosimilar ABP 501 compared with adalimumab after single transition: long-term results from a randomised controlled, double-blind, 52-week, phase III trial in patients with moderate-to-severe plaque psoriasis. Br J of Dermatol. 2017. 177(6): 1562-1574.

Rademaker M, Gupta M, Andrews M, Armour K, Baker C, Foley P et al. The Australasian psoriasis collaboration view on methotrexate for psoriasis in the Australasian setting. Australas J Dermatol. 2017. 58(3): 166-170.

Norris D, Photiou L, Tacey M, Dolianitis C, Varigos G, Foley P, Baker C. Biologics and dermatology life quality index (DLQI) in the Australasian psoriasis population. J Dermatolog Treat. 2017. 28(8): 731-736.

Rademaker M, Rubel DM, Agnew K, Andrews M, Armour KS, Baker C, Foley P et al Psoriasis and cancer. An Australian/New Zealand narrative. Australas J Dermatol. 2018 [Epub ahead of print].

Gordon KB, Blauvelt A, Foley P et al. Efficacy of Guselkumab in subpopulations of patients with moderate-to-severe plaque psoriasis: a pooled analysis of the phase III VOYAGE 1 and VOYAGE 2 studies. *Br J Dermatol*. 2018. 178(1): 132-139.

Gordon JB, Armstrong AW, Han C, Foley P et al. Anxiety and depression in patients with moderate-to-severe psoriasis and comparison of change from baseline after treatment with guselkumab vs adalimumab: results from the Phase 3 VOGAYE 2 study. *J Eur Acad Dermatol Venereol*. 2018 [Epub ahead of print].

Anthony E, Rajgopal Bala H, Goh MS, Balta S, Foley P. Ixekizumab-treatment-emergent photosensitive cutaneous eruption. *Australas J Dermatol*. 2018 [Epub ahead of print].

Davenport R, Chong AH, Foley P. Scalp pruritus easing the itch. *Medicine Today*. 19(2): 12-20.

Rademaker M, Agnew K, Andrews M, Armour K, Baker C, Foley P et al. Psoriasis in those planning a family, pregnant or breast-feeding. The Australasian Psoriasis Collaboration. *Australas J Dermatol*. 2018. 59(2): 86-100.

Langley RG, Papp K, Gooderham M, Zhang L, Mallinckrodt C, Agada N, Blauvelt A, Foley P et al. Efficacy and safety of continuous every-2-week dosing of ixekizumab over 52 weeks in patients with moderate-to-severe plaque psoriasis in a randomized phase III trial (IXORA-P). *Br J Dermatol*. 2018. 178(6): 1315-1323.

Foley P, Gordon K, Griffiths CEM et al. Efficacy of guselkumab compared with adalimumab and placebo for psoriasis in specific body regions: a secondary analysis of 2 randomized clinical trials. *JAMA Dermatol*. 2018. 154(6): 676-683.

Foley P, Garrett S, Rytting L. A cost-effectiveness analysis of calcipotriol plus betamethasone dipropionate aerosol foam versus gel for the topical treatment of plaque psoriasis. *Curr Med Res Opin*. 2018. 34(7): 1277-1283.

Davenport R, Le ST, Gin A, Goh MS, Foley P. Resolving classic pityriasis rubra pilaris, mimicker of erythema gyratum repens. 2018. 59(3): 232-233.

Associate Professor Johannes Kern

Föll MC, Fahrner M, Gretzmeier C, Thoma K, Biniossek ML, Kiritsi D, Meiss F, Schilling O, Nyström A, Kern JS. Identification of tissue damage, extracellular matrix remodeling and bacterial challenge as common mechanisms associated with high-risk cutaneous squamous cell carcinomas. *Matrix Biol*. 2018 Mar;66:1-21. doi: 10.1016/j.matbio.2017.11.004. Epub 2017 Nov 20. PubMed PMID: 29158163.

Galiger C, Löffek S, Stemmler MP, Kroeger JK, Mittapalli VR, Fauth L, Esser PR, Kern JS, Meiss F, Laßmann S, Bruckner-Tuderman L, Franzke CW. Targeting of Cell Surface Proteolysis of Collagen XVII Impedes Squamous Cell Carcinoma Progression. *Mol Ther*. 2018 Jan 3;26(1):17-30. doi: 10.1016/j.jymthe.2017.09.022. Epub 2017 Sep 27. PubMed PMID: 29055623; PubMed Central PMCID: PMC5763164.

Rubel F, Kern JS, Technau-Hafsi K, Uhrich S, Thoma K, Häcker G, von Bubnoff N, Meiss F, von Bubnoff D. Indoleamine 2,3-Dioxygenase Expression in Primary Cutaneous Melanoma Correlates with Breslow Thickness and Is of Significant Prognostic Value for Progression-Free Survival. *J Invest Dermatol*. 2018 Mar;138(3):679-687. doi: 10.1016/j.jid.2017.09.036. Epub 2017 Oct 18. Erratum in:

J Invest Dermatol. 2018 Jun;138(6):1450. PubMed PMID: 29054599.

Schmidt T, Hoch M, Lotfi Jad SS, Solimani F, Di Zenzo G, Marzano AV, Goebeler M, Cozzani E, Kern JS, Sitaru C, Lakoš Jukić I, Sárdy M, Uzun S, Jedlickova H, Gläser R, Kaneda M, Eming R, Göpel G, Ishii N, Greene B, Hashimoto T, Hertl M. Serological diagnostics in the detection of IgG autoantibodies against human collagen VII in epidermolysis bullosa acquisita: a multicentre analysis. *Br J Dermatol*. 2017 Dec;177(6):1683-1692. doi: 10.1111/bjd.15800. Epub 2017 Dec 1. PubMed PMID: 28703393.

Andrlová H, Mastroianni J, Madl J, Kern JS, Melchinger W, Dierbach H, Wernet F, Follo M, Technau-Hafsi K, Has C, Rao Mittapalli V, Idzko

M, Herr R, Brummer T, Ungefroren H, Busch H, Boerries M, Narr A, Ihorst G, Vennin C, Schmitt-Graeff A, Minguet S, Timpson P, Duyster J, Meiss F, Römer W, Zeiser R. Biglycan expression in the melanoma microenvironment promotes invasiveness via increased tissue stiffness inducing integrin-1 expression. *Oncotarget*. 2017 Jun 27;8(26):42901-42916. doi: 10.18632/oncotarget.17160. PubMed PMID: 28476030; PubMed Central PMCID: PMC5522114.

Kiritsi D, Hoch M, Kern JS. Annular Flaccid Pustules on the Trunk. *JAMA Dermatol*. 2017 Sep 1;153(9):921-922. doi: 10.1001/jamadermatol.2017.0901. PubMed PMID: 28445565.

Dr Francis Lai

Van K, Lai FYX, Ling J, Wood C. The Latest Scoop: A Rare Case of Vitamin D Toxicity. *Am J Med*. 2018 Mar;131(3):e89-e90.

Ng-Kamstra JS, Arya S, Greenberg SLM, Kotagal M, Arsenault C, Ljungman D, Yorlets RR, Agarwal A, Frankfurter C, Nikouline A, Lai FYX, Palmqvist CL, Fu T, Mahmood T, Raju S, Sharma S, Marks IH, Bowder A, Pi L, Meara JG, Shrivastava MG. Perioperative mortality rates in low-income and middle-income countries: a systematic review and meta-analysis. *BMJ Glob Health*. 2018 Jun 22;3(3):e000810.

Dr Senhong (Isaac) Lee

Lee S, Mar A, Stavrakoglou A. Chapter 11, Dermatology. *Medicine in a Minute - 1st edition*. Scion Publishing. (In Press)

Lee S, Maor D, Palmer A, Nixon R. Declining Allergic Contact Dermatitis from Tosylamide Formaldehyde Resin in Nail Polish. *Contact Dermatitis*. 2018. 79(3): 184-185.

Lee S, Morgan A, Shah S, Ebeling P. Rapid onset diabetic ketoacidosis induced by nivolumab. *Endocrinol Diabetes Metab Case Rep*. 2018. pii: 18-0021. Doi: 10.1530/EDM-18-0021. eCollection 2018.

Bala HR, Lee S, Wong C, Pandya AG, Rodrigues M. Oral tranexamic acid for the treatment of melasma: a review. *Dermatol Surg*. 2018. 44(6): 814-825.

Dr Matthew Lin

E Wee, MJ Lin, D Gin. An ulcerated eyelid plaque with nodular lymphangitis. *BMJ* 361, k2147.

NR Adler, MJ Lin, R Cameron, D Gin. Fluconazole induced Sweet's syndrome: A novel association. *Australasian Journal of Dermatology*.

Associate Professor Victoria Mar

Mar VJ, Soyer HP. Artificial intelligence for melanoma diagnosis: How can we deliver on the promise? *Annals of Oncology* May 2018.

Adler NR, Wolfe R, McArthur GA, Kelly JW, Haydon A, McLean CA, Mar VJ. Tumour mutation status and melanoma recurrence following a negative sentinel lymph node biopsy. *British Journal of Cancer*. Mar 2018.

Mann G, Cust A, Damian D, Fishburn P, Kelly JW, Mar VJ, Soyer HP. Melanoma Guidelines Working Party. Identification and management of high risk individuals. *Cancer Council Australia Melanoma Guidelines*. Published online wiki.cancer.org.au. April 2, 2018.

Morton R, Barbour A, Bell C, Mar VJ, Smithers M. Melanoma Guidelines Working Party. What investigations should be performed following a diagnosis of primary cutaneous melanoma for asymptomatic Stage I-II patients? *Cancer Council Australia Melanoma Guidelines*. Published online wiki.cancer.org.au April 2, 2018.

Adler NR, Kelly JW, Dowling JP, Saunders H, Mar VJ. An unusual onset of agminated Spitz naevi in an adult patient. *Clin Exp Dermatol*. 2017 Dec 20.

Adler NR, Wolfe R, Kelly JW, Haydon A, McArthur GA, McLean CA,

Mar VJ. Tumour mutation status and sites of metastasis in patients with cutaneous melanoma. *Br J Cancer*. 2017 Aug 8.

Mar VJ, Scolyer RA, Long GV. Computer-assisted diagnosis for skin cancer: have we been outsmarted? *Lancet*. 2017 May 20;389(10083):1962-1964.

Adler NR, Kelly JW, Haydon A, McLean CA, Mar VJ. Clinicopathologic characteristics and prognosis of patients with multiple primary melanoma. *Br J Dermatol*. 2017 Jul 28.

Dr Diana Mercuri

Biologics and DLQI in the Australasian Psoriasis Population. Oral presentation to NZDSI 2017 Conference, 18 August 2017.

ODREC

Flury U, Nixon R. The methylisothiazolinone contact allergy epidemic in Australia. Accepted, *Contact Dermatitis*.

Harris A, Saikal S, Scurry J, Relic J, Nixon RL, Chee P. Severe cutaneous eruptions following the topical use of preparations containing bufexamac: is it time to reconsider its registration by the Therapeutics Goods Agency in Australia? Accepted, *Australas J Dermatol*.

Nixon RL, Higgins CL, Maor D, Bala HR, Lalji, Heim K. Does clinical testing support the current guidance definition of prolonged contact for nickel allergy? Accepted, *Contact Dermatitis*

Keegel T and Nixon R. Wet work and healthcare workers: Use of hand disinfectants not associated with self-reported eczema. Commentary, *Br J Dermatol* 178: 324-5.

Lee S, Maor D, Palmer A, Nixon R. Declining allergic contact dermatitis from tosylamide formaldehyde resin in nail polish. Accepted, May 07, *Contact Dermatitis*.

Vu M, Toholka R, Cahill J, Nixon R. A case of immediate hypersensitivity to chlorhexidine. *Australas J Dermatol* 59:55-56.

Bala HR, Pan Y, Nixon RL. The dangers of non-medical laser therapy for pigmented lesions. *Med J Aust* Mar 20 2017, 206(5) p229

Agner T, Nixon R. Hand eczema should be taken seriously. Commentary, *Br J Dermatol* 176(4) p854-855

Adler N, Bala HR, Nixon RL. The Rutherglen bug: an agricultural pest and a novel biting culprit. *Australas J Dermatol* 58: 245-6.

Associate Professor Rosemary Nixon AM

Publications – Book Chapters

Nixon R, Allnut K, Diepgen T. *Contact Dermatitis*, chapter 35. *Middletons Allergy, Principles and Practice*. Elsevier.

Nixon R. Tosylamide formaldehyde resin, *Practical Guide to Contact Dermatitis and Common Contact Allergens*. McFadden J, Pongpairoj K, Puangpet P, Thaiwat S. Springer Berlin

Higgins C, Nixon R, Cahill J. Chapter: Epoxy Resins. *Kanerva's Occupational Dermatology*. Eds Rustomeyer T, Elsner P, John SM. Maibach H. Third edition, Springer Berlin

Kanerva's Occupational Dermatology. Higgins C, Nixon R, Cahill Chapter: Polyester Resins. Third edition. Eds Rustomeyer T, Elsner P, John SM. Maibach H. J. Springer Berlin 2018

Nixon R, Mowad C, Marks J. *Allergic Contact Dermatitis*, *Bologna's Textbook of Dermatology*, fourth edition. Elsevier

Treatment of Skin Disease, Eds Lebwohl M, Heymann W, Berth-Jones J, Coulson I. Bala H and Nixon R. Allergic

Presentations

Occupational dermatitis in healthcare workers, ICDRG/NACDC Ottawa, June.

Preventing occupational contact dermatitis in Australian

healthcare workers: translating our research into action, ACD ASM, May.

Contact allergy to methylisothiazolinone: the end of the epidemic? ACD ASM, Gold Coast, May.

ODREC Patch Test Training Day. Regional dermatitis and key allergens, May.

ODREC Patch Test Training Day, Contact dermatitis in healthcare workers, May.

ODREC Patch Test Training Day. Allergic contact dermatitis to Australian Baseline Series- rubber, acrylates, epoxies, May.

ODREC Patch Test Training Day Making a diagnosis, May.

ODREC Patch Test Training Day: Patch testing live.

ODREC Skin Education Day, Diagnosing skin conditions, March.

Occupational dermatitis, what's new? RACP meeting, Sydney, May.

Skin cancer, RACP Annual meeting, Sydney, May.

Starting dermatology practice, January.

Contact dermatitis in healthcare workers, APEODS, Taipei, Taiwan.

Impairment assessment in dermatology, AMA.

Allergy to rubber accelerators NIVA Course, Helsinki, September

Contact dermatitis in healthcare workers, Victorian Peri-operative Nurse Conference contact dermatitis and photoallergy.

Ms Amanda Palmer RN

Presentations

ODREC Patch Test Training Day. Patch testing tips, tricks and mail orders.

ODREC Skin Education Day. Is my rash an allergy?

Veterinarians and occupational skin dermatosis

Wangaratta Health: Nurses and skin care

New Zealand Perioperative Nurse group - Nurses and skin care

Australian College of Perioperative Nurses- Nurses and skin care

Australian Nursing and Midwifery National Conference - contact dermatitis prevention module

Workforce Health THS solutions Southern Region, Tasmania- Nurses and skin care

Mercy Hospital- Skin care and nurses, August. 5th edition, Elsevier.

Dr Aaron Robinson

Fairfax. K.A., Bolden, J.E., Robinson, A.J., Lucas, E.C., Baldwin, T., Hilton, D.J. and de Graaf, C.A. (2018) Transcriptional profiling of eosinophil subsets in Interleukin-5 transgenic mice. *Journal of Leukocyte Biology*, 104(1):195-204.

Tan, T.Y., Dillon, O., Stark, Z., Schofield, D., Alam, K., Shrestha, R., Chong, B., Phelan, D., Brett, C., Creed, E., Jarmolowicz, A., Yap, P., Walsh, M., Downie, L., Amor, D.J., Savarirayan, R., McGillivray, C., Yeung, A., Peters, H., Robertson, S., Robinson, A.J., Macciocca, I., Sadedin, S., Bell, K., Oshlack, A., Georgeson, P., Thorne, N., Melbourne Genomics Health Alliance, Gaff, C. and White, S.M. (2017) Diagnostic impact and cost-effectiveness of exome sequencing for ambulant children with suspected monogenic conditions. *JAMA Paediatrics*, 171(9):855-862.

Presentation:

Doolan, B.J., Robinson, A.J., McLean, C., Russo, C., Gorelik, A., Kelly, J.W., Henderson, M.A., McCormack, C. and Pan, Y. (2018) Impact of partial biopsies on the need for complete excisional surgery in the management of cutaneous melanomas: a multi-centre review. *American Academy of Dermatology Annual Scientific Meeting*,

Dr Michelle Rodrigues

Poon F, Rodrigues M. Vitiligo: A guide to diagnosis and management for GPs. *Medicine Today* 2017; 18(7): 43-49.

Rodrigues M, Ezzedine K, Hamzavi I et al. Current and emerging treatments for vitiligo. *J Am Acad Dermatol*. 2017 Jul;77(1):17-29

Rodrigues M, Ezzedine K, Hamzavi I et al. New discoveries in the pathogenesis and classification of vitiligo. *J Am Acad Dermatol*. 2017 Jul;77(1):1-13.

Wee E, Gilmore S, Rodrigues M. Australian trainee dermatologists' opinion on skin of colour education: Does it reflect the changing demographics of the population? *Australas J Dermatol*. 2017 Aug 3

Bala HR, Lee S, Wong C, Pandya AG, Rodrigues M. Oral tranexamic acid for the treatment of melasma: A Review. *Dermatol Surg*. 2018 Jun;44(6):814-825

Del Rosario E, Florez-Pollack S, Zapata L Jr, Hernandez K, Tovar-Garza A, Rodrigues M, Hynan LS, Pandya AG. Randomised, placebo-controlled, double-blind study of oral tranexamic acid in the treatment of moderate to severe melasma. *J Am Acad Dermatol*. 2018 Feb;78(2):363-369

McDonald PB, Zapata L, Rodrigues M. Sunscreen habits and skin cancer rates in patients with vitiligo in Australia. *Australas J Dermatol*. 2018 Feb 27

Rodrigues MA, Ross AL, Gilmore S, Daniel BS. Australian Dermatologists' perspective on skin of colour: results of a national survey. *Australas J Dermatol*. 2018 Feb;59(1):e23-e30.

Presentations

American Academy of Dermatology; February 2018 - California, San Diego, USA

- The diagnosis and management of facial pigmentation
- Vitiligo: work up and differential diagnosis
- Melasma: Histology and dermoscopy

Australasian Dermatopathology Society Meeting, Melbourne August 2017

- Pigmentation in Indian skin

Australasian Society for Cosmetic Dermatology, Melbourne, September 2017

- Treatments for melasma

Dr Charles Xie

Presentations

Oral presentation at ACD ASM (Gold Coast) May 2018: A national clinical quality registry for melanoma - a major strategy to improve patient outcomes Other authors - R. Scarborough, V. Mar, J. Kelly, J. Zalcborg, R Morton, M. Shackleton, C. Arnold, G. Mann, on behalf of Australian Clinical Outcomes Register for Melanoma Steering Group

Poster presentation at EADV Spring Meeting (Budva, Montenegro) May 2018: Acral lentiginous melanoma - clinicopathological features and associations with survival Other authors - E. Wee, C. McLean, R. Wolfe, J. Kelly, Y. Pan



2017 SHARC Report

The Foundation published its 2017 SHARC Report (Skin Health Australia Report Card) – the fourth national survey of the skin health of Australians.

The SHARC report delivers an important reference tool for measuring the Australian population's response to skin health including awareness, healthy skin practice and incidence of skin conditions.

Important data from the report indicated that 45% of respondents - or just over nine million Australians - said they experienced a skin condition with the five most common being itchy skin, acne, eczema, sun spots and psoriasis.

SHARC 2017 provided an important comparative analysis of the attitudes and behaviors of Australians to skin health. One key finding of the 2017 report is the rise in rates of sunburn which found that across the population 68% of people had unexpected sunburns, a figure slightly higher than the four-year average of 65%. Alarming this figure rises to 82% within the 25- to 34-year-old age group.

SHARC 2017 further indicated that while skin cancer was the skin condition of highest concern to participants (44%), a surprising 47% say they had no concerns about skin cancer or sun spots at all. Effects of the sun leading to signs of ageing was the most common skin condition of concern (43%).

The SHARC Report clearly indicates the need for increased awareness and educational programs for Australians, in particular adolescents and young adults, of the risk of sunburn and the links to skin cancer and melanoma.

The SHARC Report also found that over two million employees who work outdoors are not being provided with any sun protection by their employers. While an upward trend for Australians choosing their occupation with consideration given to skin condition is clear, there was a decrease in numbers reported for employers providing protective measures – sunscreen, clothing, sunglasses or gloves – for employees.

The SHARC 2017 was published by the Foundation with the support of an untied education grant by Galderma. This was certainly appreciated.



National Healthy Skin Awards

The ninth annual Healthy Skin Awards Night was celebrated at a cocktail function held at the Melbourne Museum on Thursday 10th May 2018. Members, business and community leaders, sponsors, supporter and staff attended the Awards to celebrate the five winners.

The Healthy Skin Awards are presented to individuals and organisations who strive for excellence through the effective provision of skin health services and or promotion of skin health in their workplace and the community. They are an intrinsic part of the Skin & Cancer Foundation's public education program to raise community awareness of the importance of skin health.

The number and range of nominations received continued to grow in 2017/18. It was pleasing to see such a variety of individuals, businesses, government agencies, sporting and special interest groups apply.

The 2018 Healthy Skin Award winners were

Amanda Lucci - for excellence in the promotion of skin health in the community.

Amanda has been a very active Melbourne volunteer for the Melanoma Institute of Australia after losing her father to stage IV metastatic melanoma. Amanda is an active organiser of the annual Melanoma March Melbourne, which over the last three years has contributed to the \$1.2 million raised for the "Big Data for Melanoma" project.

Surf Coast Shire Council - for excellence in the promotion of skin health in the workplace.

This Award was given to Surf Coast Shire Council for their commitment to the health and wellbeing of its employees by implementing a range of strategies to protect the skin health of their workers.

Dogs Victoria - for excellence in the promotion of skin health in the community.

Awarded for demonstrating initiative in providing and sharing education to their community about the importance



of sun protection to those who may spend hours standing outside exposed to harmful UV rays.

Moir Shire Council - for excellence in the promotion of skin health in the workplace.

Awarded for their demonstrated commitment to the wellbeing of their employees, through their skin check program and working outdoors procedures. Moir Shire continue to provide their staff with annual skin checks and expand their health and wellbeing programs.

Sale Tennis Club - for excellence in the promotion of skin health in the community

The Sale Tennis Club recognises that tennis players and spectators can be outdoors for a long period of time and it is vital to protect their members and community from harmful UV rays. With 700 members, the Club's focus has been education and awareness, particularly targeted at their younger players to create lifelong healthy skin practices.

Congratulations to the five winners for their significant contributions to improving skin health in Australian communities.

Medical Photography

Our team of three experienced medical photographers, Caterina Fizzano, Sofie Muceniekas and Martin Saunders provide highly professional clinical imaging and support for our research, education and clinical activities. With tens of thousands of patients treated at the Foundation each year, the Medical Photography team have been in high demand.

The team works closely with dermatologists, surgeons and allied healthcare professionals to document and monitor a wide range of conditions seen at the Foundation.

Patients are also referred by other dermatologists and GPs for full body mole surveillance photography, which provides both the patient and clinician with an invaluable resource for skin cancer prevention. We also offer standardised hair photography for patients undertaking treatment for various hair loss conditions, allowing for longitudinal assessment and comparison of treatment effects.

Our medical photographers are highly qualified and experienced professional photographers, holding specialist photography degrees, (Bachelor of Science (Scientific Photography)/Bachelor of Applied Science (Scientific Photography)/Advanced Diploma (Photography)). They all have a wealth of experience in melanoma surveillance photography (Total Body Photography), scalp photography and general clinical photography.

The Austin

During the year, the medical photography department initiated a partnership with the Austin Hospital, photographing many of their patients to form an integral part of their medical record and facilitate their surgical planning. Austin patients are referred mainly for mole surveillance photography, but also for septo/rhinoplasty, and intra-oral/orthognathic imaging. The department looks forward to continuing and expanding this service to the Austin in the years ahead.

Prints

The unit has also established a relationship with BOND imaging as the printing provider for the Foundation's mole surveillance photography. As one of Melbourne's best professional printing labs, with the most up-to-date digital upload service, the team has been very satisfied with the quality of its prints – one of the most important factors to the total body photography.

Referrals

Consultants, GPs and HCPs can refer patients directly to the Foundation's Medical Photography unit.



Sofie Muceniekas



Martin Saunders



Caterina Fizzano

Sofie Muceniekas completed the Total Body Photography Certification through the American BioCommunications Association (BCA) this year, which she will soon be accepting at BIOCOMM 2019 in California. Sofie has also been elected as secretary for the Australian Institute of Medical & Biological Illustration (AIMBI) for 2017-19, has remained an active member of the Australian Institute of Photographic Technology (IPT), and served as part of the conference committee for the AIMBI/IPT/BCA biannual conference, Convergence, held at the VCCC this year.

"I'm very happy to have completed this certification through the BCA. They have created a standardised examination which evaluates understanding of theory, photographic technique, and patient communications. I'm looking forward to our whole team having this certification, as it another testament to our department's dedication to best practice and patient care"

This year the Foundation welcomed Martin Saunders who brings a wealth of experience in medical photography, having studied the Bachelor of Applied Science (Scientific Photography) at RMIT and working the past ten years across The Royal Children's Hospital, The Royal Women's Hospital and The Victorian Comprehensive Cancer Centre.

"Being part of the Foundation's team of professionals rewards me every day by giving me the opportunity to do my little bit to improve patient outcomes," Martin says.

As well as working with us Martin is also at the Northern Hospital fortnightly and is the newest addition to the MedPic department at the Royal Victorian Eye & Ear Hospital.

After a 9-year career as a medical scientist Caterina entered the clinical photography world following pursuit of further education in photography studies. She is a member of the Australian Institute of Photographic Technology (IPT) and holds a Bachelor of Science (Multidisciplinary Science) and an Advanced Diploma of Photography.

"Working as a medical scientist in a hospital laboratory for years brought little contact with patients and the public. Being a part of the clinical photography world at the Skin & Cancer Foundation has meant that I can contribute within professional and patient communities alike," Caterina says.

"Providing the best imagery to cater to the needs of the clinician and excellent patient care while being mindful of the patient as a real person is paramount."

Financials Comparative Statistics

Clinics	2017/18	2016/17
S&CF Inc Patient Services	21,247	23,274
ODREC/Contact Services	1,100	1,448
Photography Services	4,670	4,321
TOTAL	27,017	29,043

Education	2017/18	2016/17
Number of education sessions	133	121
Number of attendees	2,330	2,041

Research and Trials	2017/18	2016/17
Number of clinical trials undertaken ^(i.)	30	27
Value of clinical trials	\$803,570	\$563,892

Australasian Psoriasis Registry	2017/18	2016/17
Number of participating sites	52 ^(ii.)	31
Number of patients on Registry	2,270	1,853

(i.) This includes epidemiological and basic research studies.

(ii.) Total number of sites is 104. There are 52 active sites with sites with 5 or more patients.

Statement of Financial Performance

Revenue	2018	2017
Medical fees	\$3,894,015	\$3,298,334
Pathology joint venture	\$1,186,634	\$1,259,126
Grants	\$1,320,583	\$1,248,937
Drugs and other trials	\$803,570	\$563,892
Other income	\$54,670	\$20,301
Rental income	\$323,231	\$319,528
Donations & fundraising	\$41,331	\$35,349
Interest and investment income	\$86,369	\$58,720
Total Revenue	\$7,710,403	\$6,804,187

Expenditure	2018	2017
Bank charges	\$15,082	\$17,457
Depreciation expense	\$119,595	\$146,569
Employee benefits expense	\$5,639,438	\$5,171,356
Finance costs	\$148,894	\$162,419
Insurance	\$57,596	\$59,937
Leasing costs	\$31,485	\$42,979
Centre expenses	\$444,561	\$414,047
Occupancy costs	\$304,372	\$276,924
Office expenses	\$129,830	\$128,398
Other expenses	\$374,414	\$374,956
Professional fees	\$117,526	\$90,650
Total Expenditure	\$7,382,793	\$6,885,692

Operating Profit	\$327,610	(\$81,505)
Other Income/(Expenditure)	\$-	\$-
Net Profit/(Loss)	\$327,610	(\$81,505)
Other Comprehensive Income/(Expenditure)	\$-	\$260,860
Total Comprehensive Profit/(Loss)	\$327,610	\$179,355

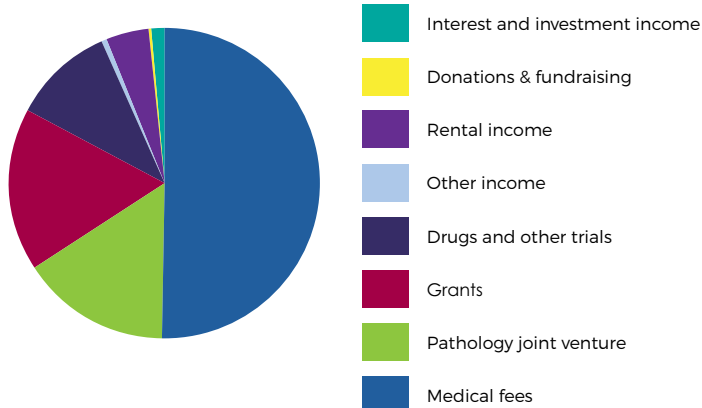
Statement of Financial Position

Assets	2018	2017
Property, plant and equipment	\$10,824,414	\$10,807,492
Cash and cash equivalents	\$854,889	\$533,159
Trade and other receivables	\$603,888	\$602,177
Other financial assets	\$1,739,748	\$1,639,118
Prepayments	\$129,550	\$133,096
Investments	\$10	\$10
Total Assets	\$14,152,499	\$13,715,052
Liabilities		
Borrowings	\$3,389,604	\$3,528,686
Trade and other payables	\$807,330	\$792,230
Provisions	\$583,610	\$499,997
Other liabilities	\$469,176	\$318,970
Total Liabilities	\$5,249,720	\$5,139,883
Net Assets	\$8,902,779	\$8,575,169

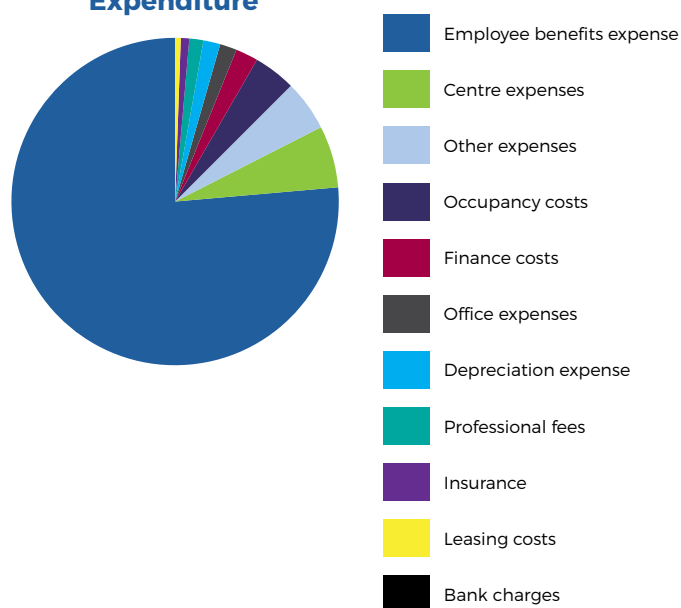
Full audited accounts are available on request or can be downloaded from our website.

The auditors for Skin & Cancer Foundation Inc. are Saward Dawson Chartered Accountants

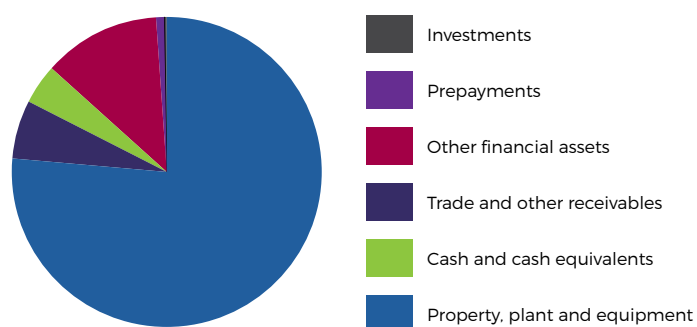
Revenue



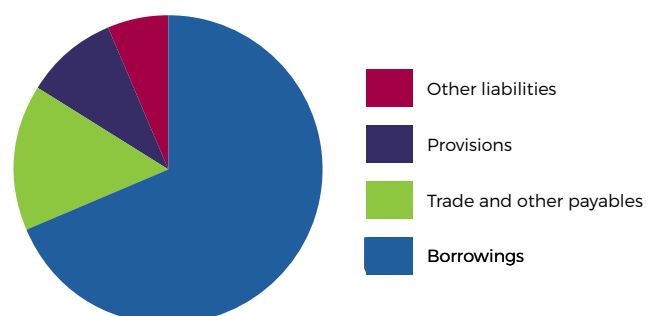
Expenditure



Assets



Liabilities



Financial Commentary

Performance

The net operating surplus from operations was \$327,610 for 2018 compared to a net operating loss of \$81,505 for 2017 being an increase of \$409,115.

The total net comprehensive income was \$327,610 for 2018 compared to \$179,355 for 2017 being an increase of \$148,255.

The total income of \$7,710,403 was generated for 2018 compared to \$6,804,187 for 2017 being an increase of \$906,216.

The principal sources of increased revenue were:

- Private clinic fees (up \$495,055)
- Drugs and other trials (up \$220,744)
- Day procedure centre fees (up \$206,111)
- Grants (up \$112,183)
- Investment income (up \$41,646)

The principal sources of decreased revenue were:

- Medical fees (down \$85,425)
- Pathology distribution (down \$55,848)
- Conference fees (down \$29,132)
- Other clinic fees (down \$22,785)

Total expenditure incurred for 2018 was \$7,382,793 compared to \$6,885,692 for 2017 being an increase of \$497,101.

The principal source of increased expenditure was employment costs (up \$468,082).

The principal source of decreased expenditure was depreciation (down \$26,974).

Borrowings

Prepaid income represents \$469,176 of total liabilities, being funds received in advance for next year. The major amounts included \$106,239 from Melbourne Pathology, \$83,733 from the Australasian College of Dermatologists and \$54,605 from Akaal.

The Foundation's cash flow enabled a further reduction of \$138,000 from the property loan from \$3,296,188 to \$3,158,188.



Many individuals and organisations contribute in a variety of ways to support the Foundation each year.

The support of our dedicated volunteers, donors, other individuals, philanthropists, community groups and companies is critical to our work. Their advice and assistance, help and support does make an enormous difference and is genuinely appreciated.

The Foundation also thanks our member consultants, many of whom donate their precious time to provide clinical services, teach and conduct outstanding, world-class research.

AbbVie	Elyptol	Melbourne Pathology
Alan Oppenheim	Galderma	Melbourne Skin Pathology
Allergan	Giselle Stollznow	Moore Stephens
Ansell	Holly Ransom	National Australia Bank
ARCS Australia	Jac Phillips	Nicole Yap
Aspen	Jacaru	Novartis Pharmaceuticals
Avant	Janssen-Cilag	Oraderm
Avene	Joanna McMillan	Pierre Fabre
Bank of Melbourne	Joanna Young	Probity Medical Research
Bayer	Johnson & Johnson Pacific	Propaira
Bioderma	John Bullwinkel	Sanofi
Brodie Young	John Fitzgerald	Schulke
Celgene	Kate Roffey	Solbari
Chris Allan	King & Wood Mallesons	SunSmart
City of Melbourne	Laura Anderson	Terrence Campbell
Cleaning Melbourne	Leo Pharma	The Wigs Cellar
Cosmetiques de France	Macpherson Kelley	TrialDocs
Deborah Hutton	Macquarie Bank	Vaughan Bonny
Edgewise Insurance	Macquarie Group Foundation	Warner & Webster
Ego Pharmaceuticals	Macquarie Medical Systems	We Care Charitable Trust
Eli Lilly	Mayne Pharma	

Significant innovations in the treatment, education and research into skin health are achieved through the Foundation and by its members. We make a difference for patients affected by skin disease, skin cancer and melanoma.

The Foundation is a not-for-profit organisation that has Deductible Gift Recipient (DGR) status. We have also been endorsed by the Australian Taxation Office for Charity Tax Concessions (CTC).

All donations of \$2 or more are tax deductible. Please donate at <https://www.skincancer.asn.au/donations>

Skin & Cancer Foundation Inc
Level 1, 80 Drummond Street
Carlton VIC 3053
t: +61 3 9623 9400
f: +61 3 9639 3575
e: info@skincancer.asn.au
w: www.skincancer.asn.au

ABN. 58 895 584 259
Registered Charity A 12501