



Celebrating 30 Years
1987 - 2017

**annual
report**
2016-2017



Established in October 1987, the Skin & Cancer Foundation Inc is a not-for-profit that delivers highly specialised treatment, education and research for skin diseases, skin cancers and melanoma.

We are a fully accredited day procedure centre that now cares for over 29,000 patients each year in our world-class clinical facilities.

The Foundation also delivers professional education for dermatologists and registrars, specialist training for visiting international medical graduates, workshops to upskill GPs and medical students, as well as public education programs aimed at improving skin health in the community.

We conduct clinical trials and world-class research projects that are published and presented internationally. The Foundation makes substantial contributions to the worldwide clinical care and management of skin diseases, skin cancer and melanoma.

Headquartered in Melbourne, the Skin & Cancer Foundation Inc has become Australia's centre of excellence in skin health, and home for dermatology.

our mission

- To provide world-class dermatological services and care for our patients.
- To provide and promote best practice in dermatology and dermatological surgery.
- To contribute to the professional education of dermatologists, specialist trainees, medical students, general practitioners, other healthcare professionals and the community.
- To promote global outcomes by supporting and contributing to evidence-based practice and dermatological research.
- To sustain and develop the Foundation.

our values

In all that we do, our values are:



contents

celebrating 30 years	4
president's report	12
executive director's report	13
2017 melanoma march melbourne	15
inspiring doctors' careers celebrated	15
representatives	16
2017 healthy skin awards	17
consultants	18
clinics	20
education	22
medical photography	25
2016 SHARC Report	25
research	26
ODREC	30
ASCD	31
melbourne skin pathology	32
research publications and presentations	33
financials comparative statistics	38
statement of financial position	39
statement of financial performance	40
financial visual diagrams	41
financial commentary	42
supporters	43



1987 - 2017

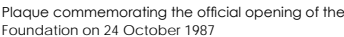
Business name of Skin & Cancer Foundation Inc registered
Foundation takes up residence at 12 St Andrews Place, East
Melbourne, which was part of the old St Andrew's Hospital.

1987

1989

1990

A small group of dermatologists meet "to establish a further relationship between the Skin and Cancer Foundation in Sydney and the proposed Skin & Cancer Foundation in Melbourne, and to elect a working committee of the Skin and Cancer Foundation (Melbourne)."



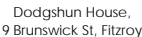
Dr Ken Paver was invited to officially open the Foundation. Dr Michael Rich becomes the inaugural President of the Foundation. Dr Greg Goodman, now Associate Professor, was elected Vice-President.

Foundation relocates to Dodgshun House,
9 Brunswick St, Fitzroy.

Dodgshun House, designed by Hyndman & Bates, is a grand Victorian Italianate style house built in 1865. It remains one of the few mansions at the city end of Brunswick Street.

Formerly known as "Edensor", Dodgshun House was the birthplace of Mary Mackillop, canonised by Pope Benedict XVI in 2010 as Australia's first saint. She was born there in 1842.

A little later that year, her father suffered financial difficulties and sold the property to Jonathan Binns Were, the founder of what is now the prominent financial services and wealth management company, JBWere.



JUNE 1991

Committee minutes record "Dr Rosemary Nixon to liaise with Rosemary Carter on the production of a new brochure concerning the Skin & Cancer Foundation Inc. This will be distributed Australia wide."



Staff in front of 95 Rathdowne Street

JUNE 1993

The Foundation moves into 95 Rathdowne Street (from Dodgshun House).

DECEMBER 1994

Legislation allowed by the Governor-in-Council effecting the affiliation of the Skin & Cancer Foundation Inc. with the University of Melbourne. The affiliation came into effect on 1 January 1995.

MAY 1995

The Skin & Cancer Foundation Inc commences Mohs surgery

SEPTEMBER 1993

The Board of St Vincent's Hospital approves an Agreement with the Skin & Cancer Foundation Inc "for joint and cooperative activities to benefit dermatology in Victoria".

1991

1992

1992

1993

1994

1995

1996



Dr John Fewings

FEBRUARY 2002

It was with great sadness and regret that the Foundation farewelled its friend and colleague, Dr John Fewings.

"His capacity to remember and recall voluminous amounts of detail about contact allergens was a constant source of wonderment to all who worked with him in clinics.

Foundation staff and colleagues will always remember him not only as a great doctor, but also as a kind, gentle and modest soul who was loved by all who knew him."

The Foundation established an annual prize in 2003, known as the John Fewings Memorial Prize. The annual prize continues to this day, and is awarded at the Australasian College of Dermatologists' Annual Scientific Meeting for the best paper in contact dermatitis.

MARCH 2001

The Occupational Dermatology and Education Centre (ODREC) is established as a division of the Skin & Cancer Foundation Inc and the Occupational Dermatology Clinic relocates from Monash Medical Centre.

APRIL 2001

The Skin & Cancer Foundation Inc and Monash University sign a collaborative education agreement.

NOVEMBER 2002

Foundation reports providing over 10,000 clinical services during the year.

1997

1998

1999

2000

2001

2002

2003

JUNE 1997

The Skin & Cancer Foundation Inc contribute to 19th World Congress of Dermatology, held in Sydney.

NOVEMBER 2000

Foundation reports providing over 7,500 clinical services during the year.

2002

The Foundation welcomes the Governor of Victoria, John Landy, as official Patron. "We are honoured to have a man of Governor Landy's stature as patron of our organisation."

This patronage has been generously continued by successive Governors Professor David de Kretser and, currently, the Honourable Linda Dessau, AC.

John Landy



A moment in history: Ron Clark and John Landy, Melbourne 1956



John Landy was famous for his sporting achievements. He was the second man to run the mile in under 4 minutes, recording a world-record time of 3:57:9 in June 1954.

He became internationally famous for his part in the 1954 Vancouver Commonwealth Games mile race. Again he achieved a time of less than 4 minutes, but was pipped at the end by Roger Bannister. That race is still referred to as "The Miracle Mile".

In Australia he will always be remembered for his part in the 1500 meters final of the 1956 Australian National Championships, in the lead up to the Melbourne Olympics. Landy stopped and helped fellow athlete Ron Clarke who had fallen after tripping with another runner. After being helped up, Clark rejoined the race. Landy quickly followed and, incredibly, lapped the field to win. Landy's gesture, and subsequent win, is now considered one of the greatest moments in Australian sporting history.

As Patron, Governor John Landy was an inspiration to the members and staff of the Foundation

2005

Mr Peter Garamszegi resigns after 10 years as Chief Executive Officer.

2005

Mr Joe Mercuri appointed General Manager, later Chief Executive Officer.

2006

Professor David de Kretser AC becomes Governor of Victoria, and continues the patronage of the Foundation established by his predecessors. The Professor is an endocrinologist who has had an illustrious clinical research career in men's health associated with the Prince Henry's Institute and Monash Medical Centre.

2008

The Governor of Victoria and Patron of the Skin & Cancer Foundation Inc, Professor David de Kretser AC, opens the new home of the Foundation at 80 Drummond Street, Carlton.



Plaque showing opening of the facility on 12th November 2008



80 Drummond Street, Carlton

The new building provides three times the floor space, allowing the Foundation to substantially increase the clinical, surgical, teaching and research activities, with all the increased efficiencies of a purpose built facility.

2004

2005

2006

2007

2008

2009

2005

The Skin & Cancer Foundation Inc and Peter MacCallum Cancer Centre enter into joint venture to establish the Skin Cancer Assessment Clinic.

The Skin Cancer Assessment Clinic is a specialist skin cancer clinic. Patients present with the full range of skin cancers including melanomas, basal cell carcinomas and squamous cell carcinomas for diagnosis and treatment. Unlike the widely promoted 'skin cancer clinics' staffed by general practitioners in the community, this clinic does not offer routine 'skin checks' as patients must be referred.

The clinic provides a streamlined and professional exemplar model of service, teaching and research. It has many visiting medical students, GPs and other dermatologists from Australia and overseas.

2007

The Governor Professor David de Kretser AC, launches "Common Skin Conditions in the Family", a public health initiative and education resource.

For many years, this booklet was given to the mother of every newborn child in Victoria with information about common skin conditions.

NOVEMBER 2006

Foundation reports providing over 15,000 clinical services during the year.

2009

Dr Tim Rutherford and Dr Ed Upjohn join Associate Professor Greg Goodman, Vanessa Morgan and Dr Phil Bekhor in providing Moh's surgery.

2008

Skin & Cancer Foundation Inc establishes what is now the Australasian Psoriasis Register, expanding on the Rheumatology database developed with the support of the Australasian College of Dermatologists, Epiderm and the pharmaceutical industry.

The Australasian Psoriasis Register collects long-term information about patients' psoriasis management, their health and quality of life, aiming to provide reliable and valid outcome data to Australian and New Zealand doctors.

2010

Participant in Federal Government's Telehealth Advisory Group.

2010

Board commissions review of Foundation. Mr Chris Arnold appointed Executive Director.

DECEMBER 2010

Plastic and Reconstructive Surgeon, Mr Miklos Pohl OAM, commences Advanced Surgery Clinics at the Foundation.

2010

OCTOBER 2010

The Skin & Cancer Foundation Inc initiates a transition program for final-year registrars to provide graduates with advice on career opportunities, practice management, work-life balance and financial planning. The program is well received, and now conducted annually at the Foundation.

MARCH 2010

Skin & Cancer Foundation Inc becomes first Australian centre to sign an agreement with Probitry Medical Research, the international clinical trials consortium.

2011

Teledermatology introduced.

2011

Governance Review results in constitutional change where external experts are appointed to the Board and dermatologists remain in majority.

The 2011 White Night Gala Ball and Healthy Skin Awards



JUNE 2011

First annual Healthy Skin Awards bestowed at White Night Ball held at Flemington Racecourse.

2011

Foundation publishes online education program on skin health for aged and their carers.

2011

2011

The Skin & Cancer Foundation Inc acquires a number of lasers to commence training and service provision in aesthetics. Injectables were also added.


It is critical that registrars be properly trained, and for dermatologists to take a leadership role, in the provision of professionally delivered aesthetic services. Associate Professor Greg Goodman, Dr Michael Rich as well as Plastic Surgeons Mr Phil Bekhor and Ms Belinda Welsh have been major contributors to training in these clinics.

2012

Long serving Foundation Board member, and former President, Dr James Butler retires.

DECEMBER 2011

Professor Robin Marks AM retires after more than a decade as Head of the Skin Cancer Assessment Clinic.



JULY 2012

Skin Gallery, a joint initiative with Arts Access Victoria, opens. The gallery supports local artists with an opportunity to exhibit their work, which is appreciated by our patients and staff. Shortly afterwards, the Members & Staff Gallery was established along the corridor adjacent to the Level 1 Conference Room.

2012

Establishment of dedicated education centre for registrars and trainees.

2013

Accredited ISO9001 and National Safety and Quality Health Standards.

JUNE 2013

Foundation receives NSQHS certification for specialist dermatology clinical services, training, education, research and trials.



SEPTEMBER 2013

Foundation formally registered as a Day Procedure Centre.

2012

2013

AUGUST 2012

The Rotary Club of Melbourne supports Skin & Cancer Foundation Inc to establish the Rotary Dermatology Research Centre.

MARCH 2013

At the request of the Emily Tapp Foundation (organisers of the March Against Melanoma for the previous 7 years), the Foundation takes over the running of the March and holds it again along the famous St. Kilda foreshore.

MAY 2013

Foundation starts delivering training sessions to upskill GPs on the treatment and management of skin cancer and melanoma. Later follows up with other GP workshops on inflammatory dermatoses. These workshops, fully accredited by the RACGP, prove to be enormously popular, and are now sold out well in advance.



2012

Partner in the Victorian Government's Cancer Prevention Strategy Development.

The Rotary Dermatology Research Centre was opened by the Health Minister, the Hon David Davis MLC in 2012. This centre has allowed consolidation of research and education activities in our ground floor area. In addition, the centre provides space and support for dermatology registrars during their four years of training.



2014

The Foundation establishes the Australasian Society of Cosmetic Dermatology (ASCD) with the aim of extending education & training and to foster and develop professional standards.



JULY 2014

The Foundation commences online education with webcasting of its professional education sessions. An initiative by the Foundation achieves 3-year grant funding from the Macquarie Foundation for national online professional dermatology education services. Foundation garnered support from sister foundations in NSW and Qld to achieve this grant funding.

JUNE 2015

Expressions of interest sought for new joint venture with pathology service providers. Melbourne Pathology, part of the Sonic Group, successful in developing joint venture with Melbourne Skin Pathology.



AUGUST 2015

Prominent dermatopathologist, Dr Rod O'Keefe, appointed Director of Pathology at the Foundation.

2014

2015

MAY 2014

First ASCD Symposium held in conjunction with College's Annual Scientific Meeting.

MARCH 2014

Foundation leads industry submissions to House of Representatives' Inquiry into Skin Cancer, and later appears before the Committee at its public hearings in Melbourne.

AUGUST 2014

We Care Charitable Trust Royal Arch and Mark Freemasons provide grant to support the work of the Foundation's Medical Photography Unit.

OCTOBER 2015

Corporate Skin Checks services commences, providing in-house professional screening for private organisations as part of their staff wellbeing services. Service now expanded nationally as part of the Foundation's public health education program.



SEPTEMBER 2015

Foundation publishes first SHARC Report. The Skin Health Australia Report Card analyses results of national population survey on skin health, attitudes and behaviours.



OCTOBER 2015

World Psoriasis Day: Patient Information Evening conducted by the Foundation for patients, their families and carers. Foundation runs a series of patient forums and provides other services and support for patient groups including Psoriasis Australia, the Australian Alopecia Areata Foundation (AAAF), the Eczema Association Australia, the Gorlin Syndrome group, Melanoma Patients Australia, Nevus Support Australia, the Vitiligo Association of Australia, and DEBRA, the support group for those with epidermolysis bullosa.



JUNE 2016

Foundation commences Advanced Surgical training program for newly qualified dermatologists. First graduate, Dr Johannes Kern, subsequently established highly specialised Nail Surgical Clinic at the Foundation.



JULY 2017

Associate Professor Alvin Chong appointed Director of Education at the Foundation.

JULY 2017

Foundation now treating over 29,000 patients each year.

29000

2016

2017

OCTOBER 2015

On World Psoriasis Day, Vic Minister for Health tells the State Parliament about the work of the Skin & Cancer Foundation Inc in advancing the treatment and care of psoriasis in Australia and overseas.

JUNE 2017

Foundation expands research capabilities with funding for two melanoma projects, and the appointment of two research fellows.

MARCH 2016

Foundation joins forces with Melanoma Institute of Australia (MIA) for the Melanoma March Melbourne. Foundation agrees with MIA for nationwide fundraising to be devoted to establishing Australia-wide melanoma database.



SEPTEMBER 2017

The Australasian Society of Cosmetic Dermatology (ASCD) hosts its first standalone national Symposium in Melbourne. Intensive program over 3.5 days with extensive international guest speaker list and packed trade exhibition. Symposium was a sell-out.



30 Years Young

The Foundation continues its amazing journey. Thirty years of inspiration, vision and dedication from our members and supporters have positioned the Skin & Cancer Foundation Inc as Australia's leading centre of excellence in skin health and the home of dermatology.

Indeed, in the Asia Pacific area, it is hard to find another organisation which provides 28 different sub-specialty clinics every month, supported by 55 dermatologists, eight plastic surgeons, a rheumatologist, psychiatrist, psychologist and an oral mucosal specialist; not to mention a national role in skin health education and a global contribution to dermatology research and clinical trials.

On behalf of the Foundation's Board of Directors, I offer our sincere thanks to every Foundation member who has contributed to its work and the substantial achievements we have accrued over the years.

Professional Education

Congratulations to Drs Priyana Babha, Mark Cicchiello, Lena Ly, Georgina Lyons, Emma Mooney, Rebecca Nguyen, Bonnie Swan and Annaliesa Wright who passed their final exams and were conferred their Fellowships of the College. It was particularly pleasing to see that Drs Lyons and Nguyen collected the major awards, and to see the then first year registrar, Dr Sarah Smithson, collect the President's Medal for Pharmacology for 2016.

I must also applaud the work of Associate Professor Rosemary Nixon in educating dermatologists, running patch testing workshops, promoting patch testing nation-wide and making it accessible through the Contact Allergen Bank of Australia which she established some years ago. Her extensive contributions to dermatology have been acknowledged this year by being conferred the Foundation's Members' Special Recognition Award, an Order of Australia and the College's Silver Medal.

GP Education

For many years the Foundation has run highly-interactive training workshops for GPs. These have been developed and led by Associate Professor Alvin Chong, together with the active support of many of our member dermatologists.

GPs now travel interstate to attend these workshops, and they are now selling out well in advance. It is a credit to A/Prof Chong and his colleagues, both for the quality of the courses and for the fact that we have now upskilled several hundred GPs in this critical first line work.

A/Prof Chong also heads up the Foundation's Transplant Clinic and is an active contributor in our Research Division. He is also now the Victorian Censor for the Australasian College of Dermatologists.

We can be proud of the results that we achieve in professional education in Victoria.



Patient Support Groups

Apart from our active Consumer Focus Group, the Foundation provides considerable backing for a number of patient support groups. During the past year we conducted patient information evenings and other education sessions for psoriasis, vitiligo and those with EB (epidermolysis bullosa). This included training and information sessions for their families and carers.

The Foundation provides a range of support for a raft of other patient groups, and will continue to do so.

Governance

This Annual Report covers a lot of ground, from our historical inception to our current successful operations and vision for the future. These achievements would not have been possible without the considerable contribution of our members and staff. The Foundation's Board is certainly grateful for their significant influence in achieving these results.

I also want to thank my colleagues on the Board. They bring diverse skills and experiences, and extensive wisdom and foresight. This is evidenced in the results we have been able to achieve over the last thirty years, and I sincerely thank them, and their forebears, for their support, their vision, and their contributions. This particularly includes our Executive Director, Chris Arnold, whose counsel and steering of the Foundation throughout the year has been exemplary.

The Foundation is here for the long term. The Board's rigorous planning, diligent governance and strong leadership, supported by the Foundation's members, staff and supporters, will lead to ongoing sustainability, growth and success.

The Foundation's record of achievement during this past 30 years is substantial. This Annual Report highlights those achievements and telegraphs continued innovation and service.

I commend it to you.

Dr Mei Tam
President

From lounge room to board room: a 30-year success story

The vision of 37 Victorian dermatologists in 1987 to establish a 'home for dermatology' is now a:

- National centre of excellence with annual revenues exceeding \$7 million
- Fully-accredited day procedure centre treating over 29,000 patients each year
- Home for dermatologists, 55 of whom conduct clinics every month, with eight plastic surgeons, a rheumatologist, psychiatrist, psychologist and an oral-mucosal specialist
- Delivers national dermatology education presentations for dermatologists and registrars, supported by a national online education resources library
- Supplier of GP medical education seminars and workshops
- Provider of community and patient support group education programs
- Global contributor to clinical trials and research on dermatology and related diseases.

I am delighted to have the opportunity of working with several of the original founding members and a talented group of up and coming members.

The President, supported by detailed reports throughout this publication, amply evidences the Foundation's considerable and ongoing achievements.

I would just like to focus on a few.



Governance and strategic planning

The structure of the Foundation's Board, with its mix of dermatologists and specialist members operates under a very robust governance structure, with Board committees and annual planning forums matched with rigorous reporting requirements.

Planning processes have led to the establishment of the Rotary Dermatology Research Centre, registration as a Day Procedure Centre, establishment of the Australasian Psoriasis Registry, establishment of the Australasian Society for Cosmetic Dermatology (ASCD), incorporation of the Occupational Dermatology Research & Education Centre (ODREC) and the Contact Allergen Bank Australia (CABA) database and Australia's first Advanced Surgical Training Program for new dermatology Fellows.

Volunteerism

With the 2017 census highlighting the increase in volunteers' contributions to society, it is worth reflecting on the fact the Foundation is a not-for-profit organisation with substantial volunteer support from the members through provision of free or discounted clinical services, education sessions and mentoring of young registrars.

The Board also provides its services pro bono. Our Ambassadors, this year including new ambassadors John Bullwinkel, Konfir Kabo and Nicky Reimer, add another dimension to volunteer support for the Foundation's essential work.

In 2016/17, the Foundation also introduced its first clinic volunteers, to greet patients and make them feel welcome. The Foundation would love to hear from anyone who may be able to join us as a volunteer for a few hours a week.

Community

The Foundation serves many communities, including members, registrars, GPs, and importantly, patients and their families as well as patient support groups. We take our community responsibilities seriously.

Readers will be familiar with the annual Melanoma Marches, the Healthy Skin Awards, and the Foundation's active website and social media program providing information to the community on skin health.

Regular meetings of the Management team with patients and patient information evenings for those with chronic skin

executive director's report

conditions, such as psoriasis and alopecia areata have also been acknowledged through the NSQHS accreditors awarding Merit status to the Foundation twice now for its community engagement (and also governance).

Facilities

The Foundation has had many homes during its 30 years, none so effective as the current Drummond Street practice. With 1,100m² of clinical space on our first floor, and a further 200m² of dedicated space on the ground floor for research and registrars, this facility will take the Foundation well into the future.

I would like to acknowledge the work of the then Board, our previous CEO Joe Mercuri, our current Clinic Operations Manager, Jane English and their teams who were responsible for the design and the relocation into these premises.

Additional services are currently being planned for the first floor, to augment the recent addition of Vitiligo and Nail Surgical Clinics.

Quality and Standards

As a centre of excellence, the Foundation has shown leadership through obtaining and maintaining NSQHS standards, with Merit status referred to earlier.

Quality and compliance comes at a cost and requires constant attention. Many resources combine to ensure that processes are in place and adhered to. Success is recognised by low infection rates and incident rates and a consistently high level of patient satisfaction.

The Board is committed to quality services and Jane English continues to lead the management of our quality program, with support from the Credentialing & Quality Committee and staff.

Finance

Due to a planned program, the Foundation's property loan is now down to \$3.296m. The Foundation's asset base is a healthy \$13.7m

The investment management of the Phillips Fund has been moved to Evans & Partners, with a policy of increased capital and income growth.

Due to the revised valuation of the Foundations premises, producing an increase of \$260k in value, the Foundation's overall surplus for the year was \$179k. The Foundation made an operating surplus of \$23k. After payment of interest and inclusion of other non-operating items, there was a net loss of \$81k for the year. See financial report later.

Acknowledgements

The Foundation's success is a product of its valued relationships with members, sponsors, ambassadors, the Australasian



College of Dermatologists (particularly the Victorian Faculty), the community and our dedicated staff.

My personal thanks to all.

I would like to thank the Board for its guidance and support, along with President Dr Mei Tam, Medical Director Dr Peter Sinclair, Research Director Assoc. Prof Peter Foley and ODREC Director, Assoc. Prof Rosemary Nixon.

The Foundation is a complex organisation covering a multitude of services. The management team provide consistent and quality service and their support is greatly appreciated. Thanks to Jane English, Catherine Bennett, Peter Monaghan, Sue Edwards, Nicole Evans, Stephanie Buchanan, Charlotte Harrison-Mullen, Simon Cumming, Gerald Meyer-Heinrich and Karin Morris.

The Foundation has a bright future, underpinned by excellent facilities, processes and great people. The next 30 years have a great base to work from.

Chris Arnold
Executive Director

2017 Melanoma March Melbourne

Despite wet and humid weather, over 1,500 Victorians turned out in force for the 2017 Melanoma March Melbourne.

Participants marched to help raise awareness, promote early detection and remember those lost from melanoma and skin cancer.

This year's event was again held at the iconic "Tan Track" in Melbourne, with the start/finish relocating to Lawn 3, a much larger more open space for people to gather.

It was really touching to see the large number of groups who were marching in memory of a loved one lost through melanoma. Many participants were there to remember Nathan Jones, a Melbourne committee member who passed away in September 2016. Nathan had worked relentlessly raising awareness of melanoma and helping organise the Melbourne event during the previous four years.

This year's Melbourne event raised nearly \$90,000, contributing to the \$608,000 raised nationally, again proving a very successful partnership between the Skin & Cancer Foundation Inc and the Melanoma Institute Australia. The funds raised from the March go towards the second of the three year "Big Data for Melanoma Project", a national melanoma database.

The Foundation is very grateful for all staff and volunteers who worked so hard to make this year's Melanoma March such a success. It could not have been done without you.

Next year's Melbourne Melanoma March will be held at Princes Park on Sunday, 4 March 2018.



Inspiring Doctors' Careers Celebrated

The 2016 Members Special Recognition Awards were awarded to Associate Professor Rosemary Nixon and Dr Peter Sinclair in July. For the past 30 years, both have been two of Victoria's most influential and inspirational dermatologists.

The Members Special Recognition Awards pay special tribute to Foundation members who have demonstrated exceptional service to the Skin & Cancer Foundation Inc. In essence, it is to acknowledge excellence in the pursuit of the Foundation's goals.



representatives

Patron

H.E. the Governor, the Hon. Linda Dessau AC

Board

Dr Mei Tam, *President*

Associate Professor Rosemary Nixon
Vice-President, Director, ODREC

Dr Edward Upjohn, *Vice-President*

Mr Chris Arnold, *Executive Director*

Associate Professor Peter Foley, *Research Director*

Dr Hugh Roberts (*till May 2017*)

Dr Victoria Mar (*from May 2017*)

Mr Miklos Pohl

Ms Danielle Huntersmith

Mr Jim Power

Ms Meryn Pratt

Associate Professor Gregory Goodman,
Advisor and Chief of Surgery

Dr Sarah Hannam, *Registrar representative (till Dec 2016)*

Dr Ryan Toholka, *Registrar representative (from January 2017)*

(NOTE: Associate Professor Chris Baker was on leave of absence during the 2016 & 2017 years.)

Sub-Committees

Australasian Society of Cosmetic Dermatology (ASCD)

Associate Professor Greg Goodman, *Chair*

Dr Michael Rich

Mr Chris Arnold

Governance

Ms Kathryn Watt, *Chair*

Mr Chris Arnold

Ms Danielle Huntersmith

Finance, Audit, and Risk Management

Mr Jim Power, *Chair*

Dr Mei Tam

Mr Chris Arnold

Dr Michael Rich

Melbourne Skin Pathology

Associate Professor Chris Baker

Associate Professor Peter Foley

Dr Michael Rich

Mr Chris Arnold

Dr Rod O'Keefe

Mr David Pinkus

Mr Rob Morgan

Dr Sant Khan

Quality and Credentialing Committee

Dr Mei Tam, *Chair*

Mr Chris Arnold

Ms Angela Webb

Ms Jane English

Dr Tim Rutherford

Dr Shobha Joseph

Mr Simon Cumming

Executive Team

Mr Chris Arnold, *Executive Director*

Associate Professor Peter Foley, *Research Director*

Dr Peter Sinclair, *Medical Director*

Management

Mr Chris Arnold, *Executive Director*

Ms Catherine Bennett, *Deputy Clinical Operations Manager*

Mr Simon Cumming, *Data Manager*

Ms Sue Edwards, *Patient and Customer Services Manager*

Ms Jane English, *Clinical Operations Manager*

Mr Gerald Meyer-Heinrich, *Information Technology Manager*

Mr Peter Monaghan, *Director, Corporate Affairs*

Ms Karin Morris, *Accounts Manager*

Ambassadors

Laura Anderson

Vaughan Bonny

John Bullwinkel

Emma Cam

John Fitzgerald

Deborah Hutton

Konfir Kabo

Luke Mitchell

Dr Joanna McMillan

Jac Phillips

Holly Ransom

Nicky Riemer

Kate Roffey

Dr Bertold (Bert) Salomon

Brodie Young

HEALTHY SKIN AWARDS 2017

Members, business and community leaders, politicians, sponsors, supporters and staff attended this year's Healthy Skin Awards, celebrated at the Australian Centre for Contemporary Art (ACCA) on Thursday, 25 May 2017.

Now in its eighth year, the Healthy Skin Awards have become a major event conducted by the Skin & Cancer Foundation Inc. The Awards play a crucial role in our public education program promoting skin health in Australia.

These Awards are presented to individuals and organisations who strive for excellence through the effective provision of skin health services and/or the promotion of skin health.

The winners of the 2017 Healthy Skin Awards were:

- Jo Mohan – for her contribution to community education through the establishment of the Psoriasis and Psoriatic Arthritis Australia Facebook community.
- IRESS Ltd – a global financial services company committed to the health and wellbeing of its employees, demonstrated by establishing a corporate skin checks program across its many locations.
- Great Barrier Reef Marine Park Authority – whose fundamental obligation is to protect the Great Barrier Reef Marine Park. However, it places great emphasis on their employees safety through provisions of sun protective clothing and the promotion of skin health.
- Whitehorse City Council – for their continued commitment to employee wellbeing through education sessions on skin health, sun protection and general health and wellbeing. With many of their 1,400 employees working outdoors they also provide protective clothing.
- Johanna Young – from Solbari who works tirelessly informing and educating the Australian community on the importance of sun protection.

Congratulations to the five recipients for their significant contributions to the skin health of the community.

We must also thank our sponsors for their support of the 2017 Healthy Skin Awards

- Ego Pharmaceuticals
- Eli Lilly
- Galderma
- Novartis; and
- Melbourne Skin Pathology



consultants

Advanced Surgery Clinic

Dermatologists:

Dr Johannes Kern
Dr Adam Sheridan
Dr Peter Sinclair

Plastic Surgeons:

Mr John Beer
Mr Ajay Chauhan
Mr Nigel Mann
Ms Sally Ng
Mr Julian Peters
Mr Miklos Pohl
Ms Angela Webb
Mr Jeremy Richardson

Aesthetics & Cosmetics Clinics

Dr Philip Bekhor
Associate Professor Greg Goodman

Biologics & Phototherapy Clinics

Dr Katherine Armour
Associate Professor Chris Baker
Associate Professor Peter Foley
Dr Shoba Joseph
Dr Phillip Lane
Dr Rose Mak
Dr Maree Micallef (Rheumatologist)
Dr Matheen Mohamed
Dr Jonathan Ng
Dr Rebecca Nguyen
Dr Alice Rudd

Contact & Occupational Dermatitis Clinics

Dr Jenny Cahill
Dr Anina Fitzgibbon
Dr Adriene Lee
Dr Lena Ly
Associate Professor Rosemary Nixon

Dr Mei Tam

Dr Bruce Tate

Grenz & Radiotherapy Clinics

Dr Cate Scarff
Dr Michael Webster

Hair & DCP Clinics

Dr Jill Cargnello
Dr Jack Green
Dr Olivia Milne
Dr Matthew Palmer
Dr Pooja Sharma
Dr Alana Tuxen

Hyperhidrosis Clinic

Dr Vanessa Morgan
Dr Kamaldeep Sandhu

Laser Clinic

Dr Lena Ly
Dr Matthew Palmer
Dr Michael Rich
Dr Edward Upjohn
Dr Belinda Welsh

Liaison & Psychology Clinics

Ms Seba Biondi
Dr Melissa Thomas (Psychiatrist)
Dr Josie Yeatman

Melanoma Clinic

Dr Chris Jalilian
Dr Michael Rich
Dr Hugh Roberts
Dr Diana Tran

Men's Health Clinic

Dr Mark Darling
Associate Professor Tony Hall

Mohs' Surgery Clinic

Dr Philip Bekhor
Associate Professor Greg Goodman
Dr Vanessa Morgan
Dr Tim Rutherford
Dr Eugene Tan
Dr Edward Upjohn
Dr Lauren Young

Nail Clinic

Dr Hope Dinh
Dr Shymalar Gunatheesan
Dr Anne Howard
Dr Johannes Kern
Dr Marguerite Seith

Nail Surgery Clinic

Dr Johannes Kern

Oral Mucosal Clinic

Dr Ryan De Cruz
Dr Ellen Ma
Dr Eric Poon
Dr Julia Rhodes
Dr Tami Yap

Photodynamic Therapy Clinic

Dr Kamaldeep Sandhu

Private Clinics

Mr John Beer
Associate Professor Stephen Gilmore
Dr Johannes Kern
Dr Rose Mak
Dr Vanessa Morgan
Mr Miklos Pohl
Mr Jeremy Richardson

Dr Stefania Roberts

Dr Tim Rutherford

Dr Kamaldeep Sandhu

Dr Niyati Sharma

Dr Pooja Sharma

Dr Eugene Tan

Skin Cancer Management Clinic

Dr Mark Darling
Associate Professor Stephen Gilmore
Dr Michelle Goh
Dr Victoria Mar

Specialist Skin Assessment & Skin Cancer Clinic

Dr Mark Darling
Associate Professor Stephen Gilmore
Dr Michele Goh
Dr Victoria Mar

Transplant Clinic

Dr Sarah Brennand
Associate Professor Alvin Chong
Dr Michelle Goh
Dr Lena Ly
Dr Niyati Sharma

Vascular Laser Clinic

Dr Belinda Welsh

Vitiligo Clinic

Dr Des Gan
Dr Shally Gupta
Dr Adrian Mar
Dr Michelle Rodrigues



"I went into this procedure feeling scared and apprehensive. The experience was better than expected, all staff made it less stressful and the care and attention provided was exceptional."

Patient – March 2017

"Overall, an excellent pre & post-surgery experience considering the nature of the 'day-op' and 60+ stitches. I would like to express my appreciation to Michelle, Rochelle and in particular Leanne O'Callaghan for their assistance on the day."

Patient – February 2017



clinics

The Foundation has continued to grow both clinical services and our consultant support during the 2016/2017 period. As a team, we have been proactive in not only sustaining services, but growing them through direct partnership with consultants. This has significantly improved service outcomes as well as developing sustainability through succession planning.

Staff and clinics

The Foundation welcomed the following Consultants during 2016/2017:

- Dr Niyati Sharma – Transplant clinic and Private sessions
- Dr Lauren Young – Mohs' surgery
- Dr Rebecca Nguyen – Biologics
- Dr Mark Darling – Skin Cancer Management Clinic and Men's Health Clinic
- Dr Lena Ly - Occderm/Contact Clinics, Transplant and Laser Clinic
- Dr Ryan De Cruz – Oral Mucosal Clinic
- Dr Anina Fitzgibbon – Contact Clinic
- Dr Maree Micallef (Rheumatologist) – Biologics Clinic
- Ms Sally Ng – Plastic Surgeon

Non-surgical Services

To provide a more extensive service, our medical Laser Clinic is now being conducted at the private rooms of Dr Michael Rich. Dr Rich had kindly offered the use of his equipment, which not only increased the selection of patient therapeutics, but also expanded the experience of Registrar training. We thank Dr Rich for his ongoing contribution to both Registrar training and his commitment to the Board over the past 30 years as a founding member.

A number of Clinics saw an increase in patient numbers throughout the year including, the Vitiligo Clinic - now offering a wide range of treatments including epidermal grafting - as well as the Nail Clinic and Men's Health Clinic. Consultant Associate Professor Tony Hall welcomed Dr Mark Darling to the team, which has significantly improved the patient waiting list, dropping from five months to two months.

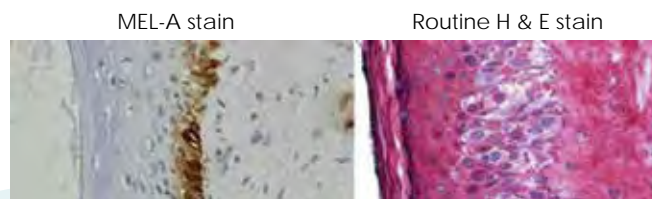
Nurse driven therapeutics continue to provide flexible treatment access for patients. The Foundation continues to provide after-hours phototherapy and iontophoresis treatments. Diphenylcyclopropenone (DCP), Photodynamic therapy (PDT) and excimer laser treatments are provided on a more limited basis, responding to demand.

Surgical services

The Foundation has introduced Mohs' Surgery for the management of lentigo maligna (melanoma). Frozen sections of melanoma in situ (lentigo maligna type) stained with the routine stain H&E, are difficult to interpret. However, with the development of immunohistochemical staining techniques, using monoclonal antibodies to rapidly stain frozen sections, this has greatly facilitated the visualisation of melanocytes and atypical melanocytes. Mohs' Senior Scientist, Sonya Prasad, has developed the Foundation's protocol for Immunohistochemistry Staining.

The Foundation's Advanced Surgical Training Fellowship has continued with two Consultants, Dr Lena Ly and Dr Rose Mac, undertaking the program. The format, providing further surgical

upskilling under the guidance of Mohs' and Plastic Surgeons, has been well received.



Dr Johannes Kern has introduced specialist nail surgery sessions, complementing the service provided in Nail Clinic. We have also continued to expand private sessions during the past twelve months, with the addition of Mohs' Surgery, advanced surgery and generalist consulting.

We have also expanded private surgical services with the addition of Plastic Surgeons, Mr Jeremy Richardson and Mr Miki Pohl, undertaking sessions in addition to their Foundation clinics. Mohs' Surgeon, Dr Tim Rutherford has also increased private Mohs' sessions, particularly during 2017.

Management of patients presenting with skin cancer continue to receive optimal service at the Foundation. Patients presenting with Melanoma are seen within one week of us receiving their referral. Patients presenting with a Squamous Cell Carcinoma (SCC) are seen within three weeks and those with Basal Cell Carcinoma (BCC), four weeks. The wide range of services, including Mohs', Advanced Surgery and Photodynamic therapy, ensure a complete care model on site for suitable patients.

Quality

We have continued to diligently measure patient outcomes through a wide range of metrics including feedback, infection rates, incidents and participation in our consumer groups. Patient feedback has remained very positive regarding patient service and overall experience. We have an open disclosure policy and welcome feedback from all stakeholders to assist us with continued improvement.

Our quality of service has been recognised by NSQHS re-accreditation that included two further commendations.

The team

I wish to take this opportunity to thank the team for their continued excellence in service. Without each person's contribution, we would fail in our provision of the best possible care for our patients. It is a privilege to be a part of the Foundation family and I think best summed up by one of patients:

"I'd just like to say that my experience at the Skin & Cancer Foundation Inc was amazing. I was extremely worried about my skin cancer, and it came at a difficult time, but I found everything at the clinic completely reassuring. The whole process and sequence of seeing people was very efficient with virtually no waiting. At each stage I was told what would be involved and what to expect, and I was given someone to contact should I have any questions or concerns. Most importantly, I had complete confidence in all the staff. Your clinic was recommended to me by a friend who has been a long term patient with you and who had great faith and respect for what you do"
Patient – December 2016

Dr Peter Sinclair

Medical Director



education

Education is one of the three fundamental core functions of the Foundation, facilitating and contributing to the education of dermatologists, specialist trainees, medical students, GPs and other healthcare professionals. Core activities are further extended by a vigorous public education program.

During the year under review, the Foundation conducted a total of 72 medical education sessions with 1,028 attendances. These included 14 Clinical Meetings, 11 Foundation Updates, 12 Skin Schools and three mini-seminars for the Australasian Society of Cosmetic Dermatology (ASCD). The Foundation has also conducted 21 dermatopathology tutorials, GP Workshops and patient information evenings.

Creating excellence is the focus of our professional education program. Many of these sessions are live webcast to extend the reach of our education programs, particularly for those interstate or living in the regions.

Post-production of those recordings are then filed in a secure, authorised access - only library for later online access for study and research purposes. This video library has 233 files was accessed 10,430 times, and the videos played 1,139 times during the last year.

We thank the Macquarie Foundation who supported us in developing the online webcasting of these education sessions during the past three years in collaboration with our sister bodies in NSW and Queensland. It has demonstrated to be a valuable learning resource for dermatologists and dermatology registrars, across Australia.

We congratulate the Victorian registrars who passed their final exams in 2016 and became consultants in February 2017 - Drs Priyana Bhabha, Mark Cicchiello, Lena Ly, Georgina Lyons, Emma Mooney, Rebecca Nguyen, Bonnie Swan and Annaliesa Wright.

Acknowledgements

Remaining a centre of excellence in dermatology is challenging, and the sharing of learning, training and skills is an essential element of this success. Our collaboration and shared learning activities would not be possible without the substantial coordinating efforts of the Victorian Faculty and our Foundation consultants, particularly Drs Hugh Roberts, Director of Training at the Victorian Faculty, Michelle Goh, Laura Scardamaglia, Olivia Milne and Director of Education, Associate Professor Alvin Chong.

Naturally, we also need to acknowledge every one of the consultants who made presentations at all these education sessions. They could not have happened without you.

ASCD

The purpose of the Australasian Society of Cosmetic Dermatology (ASCD) is to foster, equalise access and improve training in cosmetic dermatology for all Australasian dermatologists, and registrars and, more broadly, to share dermatologists' expertise in aesthetics with other disciplines.

The ASCD conducted three successful seminars during the year, and has successfully developed its first major stand-alone symposium held in Melbourne just after the close of the year under review.

That Symposium's comprehensive scientific program attracted a number of international key speakers, and an extensive trade exhibition. It sold out well in advance.

See more on the ASCD elsewhere in this Report.

Biologics

The Foundation's reputation in the field of biologics has led to an increase in the demand for Biologics Masterclasses. The Foundation's biologics team has now developed an online education resource for the use of biologics, particularly for the treatment of psoriasis.

The almost complete Online Biologics Education Portal will provide a comprehensive free resource for Australian dermatologists, registrars and dermatology nurses using biologics. It will be a "one-stop-shop" for the dermatology professional with quick and easy access to the most current information on clinical management, prescribing information, documentation requirements, HCP and patient support services.

Paul Eddington Scholarship

Named after the famous British TV series actor, this scholarship was established by the Foundation to celebrate the memory of Paul Eddington (*The Good Life*, *Yes*, *Minister*). His rare skin condition, cutaneous T-cell lymphoma, was diagnosed and treated at the Foundation and, as a result of our role in his management, he became a strong supporter of the Foundation.

The Paul Eddington Scholarship bestows a grant to support newly qualified dermatologists obtain skills and experiences overseas that will enable them to benefit patients of the Foundation.

Congratulations to Drs Johannes Kern and Amanda Saracino on receiving the 2016 Paul Eddington Scholarship.

The Scholarship enabled Dr Kern to further his experience in two fields. He had the unique opportunity to do an observership with Prof. Eckart Haneke - a world-renowned nail dermatologist and nail surgeon - at the Centro De Dermatologia - Epidermis as well as work with Prof. Osvaldo Correia in Oporto, Portugal and at the University of Bern, Inselspital with Prof. Luca Borradori in Bern, Switzerland.

Dr Kern was also the first graduate in the Foundation's Advanced Surgical Training Program, and has now established the Nail Surgical Clinic at the Foundation.

Dr Kern also undertook an observership with Prof. Werner Kempf in Zurich, Switzerland. Prof. Kempf is a world leader in the diagnosis of skin lymphoma and general dermatopathology. The insights from this observership, together with the possibility to train on the centre's systematic and extensive case collection, helped Dr Kern successfully pass the ICDP-UEMS European

education

Board Examination in Dermatopathology in December 2016 in Frankfurt, Germany.

Dr Amanda Saracino now works in the joint Dermatology-Rheumatology, Connective Tissue Disease Service at the Royal Free Hospital London. In 2017, she also joined the Lupus Unit at University College London Hospital.

The Paul Eddington Scholarship, enabled Dr Saracino to return to Australia in May 2017 and share some snippets of her clinical and research experience, at the College's Annual Scientific Meeting in Sydney, and at the Foundation's Skin Schools in Melbourne.

John Fewings Memorial Prize

Congratulations to Dr Harini Bala who was awarded the Foundation's annual John Fewings Memorial Prize. The annual prize is awarded at the Australasian College of Dermatologists' Annual Scientific Meeting for the best paper in contact dermatitis.

Dr John Fewings was a popular dermatologist at the Foundation who passed away suddenly in 2002.

Dr Bala generously donated her \$1,000 prize to the East Timor outreach project.

GP Workshops

Our education program includes tailored workshops to upskill GPs and GP registrars on inflammatory skin diseases, skin cancer and melanoma. These have been facilitated by Associate Professor Alvin Chong, with the help of Research and Education Fellows Drs Danit Maor and Rachael Davenport.

More than one-in-six patients initially present to GPs with a skin health issue. These workshops have proven to be very popular with these primary HCPs and GP trainees as they strive to further their knowledge to assist them with early diagnosis and treatment of these cases.

During the 2016/17 year, the Foundation ran three GP workshops, two on skin cancer and one on inflammatory skin diseases. Each were accredited by the RACGP and the Australian College of Rural and Remote Medicine (ACRRM) as part of their QI&CPD programs. They were all sold out well in advance, with several GPs travelling from interstate to attend. We have been exploring ways to expand these offerings.

Public Education

The Foundation continues to deliver diverse public education programs that support our community. Given the Australian incidence of skin cancer and melanoma, we are more preponderant with our public affairs activities focussing on sun protection and awareness. Nevertheless, we also spend considerable effort working across other disease states, working in the interests of those patients.

During the past year, we have hosted public education seminars on psoriasis, vitiligo and Dystrophic Epidermolysis Bullosa (EB).

Patients, families and carers attending these seminars can hear from medical and pharmaceutical specialists, psychologists and other healthcare professionals working in these areas as well as representatives from patient support groups. The sessions have proved to be popular, and have been live webcast and recorded for those unable to attend. This has been especially useful for those living interstate or remotely.

The Foundation continues to work closely with a number of patient support groups, offering them support and other resources to assist them.

Healthy Skin Awards

At our 8th Healthy Skin Awards, we celebrated the amazing achievements of individuals and organisations who raise awareness and promote healthy skin practices across Australia. A key objective of this year's awards was to extend the reach of the awards to include a diverse range of organisations from all parts of Australia. The calibre and range of nominations received shows that individuals and organisations recognise the importance of skin health in their workplace and the community. (See the separate article on this year's Healthy Skin Awards.)

The 2017 Melanoma March Melbourne was the second time that the Skin & Cancer Foundation Inc worked closely with the Melanoma Institute of Australia (MIA) to raise funds for the Big Data for Melanoma project. Participating melanoma centres around the country will link databases, for the first time, bringing together the key information about the treatment of their patients on a national scale. This world-leading project will feature an online platform, designed to engage with melanoma care wherever it takes place. The project will ultimately transform the way patients are treated by shining a research light on melanoma care.


The March also provided an opportunity for marchers to raise melanoma awareness and to remember loved ones lost or support those fighting melanoma.

Associate Professor Alvin Chong

Director, Education

"I have been very impressed with the friendly and efficient services provided."

Patient – February 2017



Medical Photography

Our Medical Photography unit provides highly professional clinical imaging and support for our research, education and clinical activities.

Our photographers work closely with dermatologists, surgeons and allied healthcare professionals to deliver high-quality clinical photography. They document and monitor a wide range of conditions seen at the specialised clinics at the Foundation, and patients referred by dermatologists and GPs.

The Foundation's team of three experienced medical photographers all have a wealth of experience in melanoma surveillance photography (mole mapping), scalp photography and general clinical photography. They tailor to the needs of the referring doctor and their patient, whether it is for the patient's record, or for a presentation or publication.

Consultants and practitioners can refer patients directly to the Foundation's Medical Photography unit.



2016 SHARC Report

The Foundation published the 2016 Skin Health Australia Report Card (the SHARC Report) in October. This was our third analysis of a national population survey of the skin health of Australians.

The SHARC Report now provides a valuable reference tool. In a nation where skin health issues are particularly important, the SHARC report is delivering revealing evidence of the health of our skin, what we think about our skin, and how we are caring for and protecting our skin. It is a detailed analysis of the attitudes and behaviours of Australians to skin health.

The 2016 SHARC Report was exciting. It allows a comparison of data over three years, so we were able to track whether a result from last year was a change from an average, or the start of a trend. Some interesting trends have been identified.

SHARC 2016 showed that the incidence of psoriasis is increasing in Australia. We would like to use this evidence to highlight the situation in Australia where those with severe psoriasis have to suffer in comparison to those in other countries. Stricter standards imposed by the Australian Federal Government impedes access to treatments that provide marked and long-term relief from their suffering. The Foundation argues the case for change.

The report also showed that employers and employees both need to adopt much more comprehensive defenses against sun damage as new data suggests both are applying piecemeal approaches to protecting workers' skin. This element generated a considerable amount of media attention.



"A lovely hospital. It is wonderful to be treated with care and expertise."

Patient – April 2017



research

Clinical Trials

The Clinical Trials department at the Skin & Cancer Foundation Inc continues to deliver world class clinical trial services for a variety of dermatological conditions. The trials conducted are primarily global, multinational, multicentre, commercially sponsored studies, however, the Skin & Cancer Foundation Inc also provides support to collaborative (Peter MacCallum, the Alfred, the Austin and Border Oncology) research such as 'The Melbourne Melanoma Project' (MMP).

MMP research focuses on biomarkers of disease progression (including genetic sequencing of melanoma and detection of circulating tumour DNA), and immune responses to melanoma. Dr Victoria Mar is the dermatologist leading this project at the Foundation.

The Skin & Cancer Foundation Inc is also participating in the ONTRANS study which is a national, multicentre, randomised controlled trial evaluating the effect of nicotinamide (vitamin B3 500mg twice daily) versus placebo in reducing the incidence of actinic keratosis and non-melanoma skin cancers in solid organ transplant recipients (kidney, liver, heart/lung). The Foundation is one of six participating tertiary referral centres. Associate Professor Alvin Chong is the Principal Investigator at the Skin & Cancer Foundation Inc and he is supported by Dr Rachael Davenport. Patients are being screened and randomised in conjunction with the Transplant Dermatology team. The aim is to enrol 30 participants by the year's end.

The Foundation provides an avenue for its patients and the community to access new therapeutic interventions in their development phase. The Research Division makes a significant contribution to the advancement of medical science in dermatology and is ensuring that treatment and management of dermatology related disease continues to progress.

These achievements are made possible through the dedicated team of staff in the department which is led by Associate Professor Peter Foley (Director of Research/Principal Investigator). He is supported by senior dermatologists and clinical researchers Associate Professor Chris Baker and Associate Professor Alvin Chong. Rheumatologist, Dr Maree Micallef, is a new addition to the team and has made an important contribution to joint assessment requirements for psoriatic arthritis trials. Dr Michaela Zallmann is the primary Sub Investigator (SI) and Dr Danit Maor has been a supporting SI.

The last year has seen some changes in the team structure with the departure of Clinical Trial Manager, Dana Middleton. Clinical Trial Nurse Coordinator (CTNC) Charlotte Harrison was promoted to become Trials Team Coordinator (Budget, Finance and Systems/IT and CTNC Stephanie Buchanan was promoted to Trials Team Coordinator (HR and Feasibilities). Sara Collis (CTNC) has gone on maternity leave and an additional two CTNC have been employed. Jennifer Kaiser (RN) joined the team in May and has had previous experience as a CTNC. Jennifer's experience includes urology, breathing, sleep and cognitive research. Her last position was at the Olivia Newton-John Cancer and Wellness Centre. Taya Grainger (RN) also



joined the research department. Taya comes with previous experience as a registered nurse at the Peter MacCallum Cancer Centre. Desiree Green (Administration Assistant) and Marlene Rennie (Financial Administration Officer) provide ongoing valuable support to the department.

Christine Zahren (Trials Strategy and Development Consultant) has focussed on sourcing new work and growth opportunities for the research department. Some achievement highlights include implementation of the 'Derm Link' project which has involved the establishment of an online platform where Dermatologists can access information about currently recruiting trials at the Skin & Cancer Foundation Inc. The website makes it easier for doctors to source key eligibility criteria about studies that might be relevant to their patients. The establishment of the website has been coupled with an outreach program whereby Christine has visited over 20 practices since launching the idea in November. The department has seen just over 50% increase in Dermatology referrals to trials compared to the previous financial year.

The Skin & Cancer Foundation Inc celebrated International Clinical Trials Day in May and it was the first time the event was opened up to members of the public. The Clinical Trials Day attracted guest speakers from around Australia who covered a

broad range of topics. Speakers included Dr Hugo Stephenson, Executive Chairman, DrugDev; Dr Amy Holmes, Research Associate at the Therapeutics Research Centre and the School of Pharmacy and Medical Science, University of South Australia; Mr Paul White, Chair, Australian Melanoma Consumer Alliance; Dr Suzanne Hasthorpe, Manager, Coordinating Office for Clinical Trial Research; and Mr Brian Wong, Site Activation Management (SAM) Associate, Eli Lilly Australia. The event was a wonderful opportunity to celebrate the important role clinical trials play in advancing healthcare and treatment options for patients, and showcasing the important work undertaken in the Skin & Cancer Foundation Inc Trials department.

The Skin & Cancer Foundation Inc is also now party to an agreement with ClinTrial Networks in Western Australia. ClinTrial Networks specialise in matching quality sites to Clinical Research Organisations (CRO) and sponsor projects.

Probit Medical Research (PMR), a Canadian based clinical trials consortium presided over by Dr Kim Papp (a world authority on designing, implementing and conducting clinical trials), continue to offer important administrative and regulatory support to the research team.

Last year the Clinical Trials Department conducted 27 clinical trials. There are currently over 83 active patients in trials and over 280 healthy volunteers have donated blood to a basic research study which uses donations to develop novel therapies designed to target a variety of diseases including cancer and cardiovascular disorders.

The majority of trials conducted during the last year were for psoriasis and atopic dermatitis, however, other indications included acne, rosacea and a Phase 2 study for alopecia areata (AA). We were fortunate to be selected as a participating site for this trial. Many of the current treatment modalities for AA are prescribed 'off label' with minimal/no effect. We hope that this drug may lead to a new, safe and efficacious treatment choice for patients effected with AA.

The Dermatologists in the trial department contributed to over 30 peer reviewed scientific research papers that were published in renowned journals in Australia and overseas. These included The Lancet, The New England Journal of Medicine, British Journal of Dermatology and The Australasian Journal of Dermatology. The list is certainly not comprehensive but is an indication of the dedication of our team to improve skin health globally. Dr Michaela Zallmann was also invited to attend the World Congress of Paediatric Dermatology in Chicago, Illinois to present her work on High Risk Port Wine Stain in Sturge-Weber syndrome.

The Foundation's Clinical Trials team would like to thank the patients who participate in clinical trials. Volunteering for research is an admirable choice that does not guarantee the patient any assured treatment outcomes, however, it does allow medical science to progress and we are grateful to all the selfless individuals who make this possible.

We are also very grateful for the support of the dermatology community and their referrals which allows us to provide patients with access to potential new treatments.

Melanoma Research

Associate Professor Stephen Gilmore

Associate Professor Stephen Gilmore's latest research at the Foundation has focused on modelling Australian melanoma epidemiology, with special reference to public health policy. This work has been accepted for publication and will be shortly published in PloS one.

His current projects include investigating embryological sweat gland pattern formation and investigating the impact of climate change with respect to skin cancer rates.

Finally, he has developed the mobile app "moleAssist"TM that is able to provide an instant automated decision regarding whether any given pigmented lesion should be excised. Preliminary results have been submitted for publication. He aims to investigate its utility in the clinical setting shortly. Associate Professor Gilmore is supported by the Foundation with a weekly research session grant.

Dr Victoria Mar

Dr Victoria Mar, together with researchers from the Alfred Hospital, Victorian Melanoma Service and Peter MacCallum tumor immunology laboratory has been investigating immune responses to topical immunotherapy used to treat lentigo maligna, a common superficial type of melanoma. Whilst surgery is the gold-standard treatment for this type of melanoma, it can be disfiguring as most lesions are large and are commonly on the face. Other options such as Imiquimod cream and radiotherapy may be used if surgery is refused or inappropriate. Variable response rates to Imiquimod cream have been reported. The aim of this study was to evaluate the host immune response both prior to and following treatment with Imiquimod cream to better identify likely responders. A unique gene signature was identified in pre-treatment samples from patients that subsequently histologically cleared their melanoma by 16 weeks. This may represent an early responder group to Imiquimod, and the unique gene signature may be used as a biomarker of LM response to Imiquimod. Dr Mar is supported by the Foundation with a weekly research session grant.

Dr Nikki Adler is currently undertaking her PhD at the Victorian Melanoma service and assists in the Melanoma Clinic at the Skin & Cancer Foundation Inc. Her project investigates metastatic pathways in cutaneous melanoma and she has had several publications in high impact journals. She found a significant association between BRAF mutant tumors and sentinel node positivity, and an association between BRAF and NRAS mutations and the development of brain and liver metastases, highlighting a possible need for heightened surveillance in this group of patients.

Both projects above come under the umbrella of the Melbourne Melanoma project, with the Foundation now an affiliated site and recruiting patients with newly diagnosed melanoma. This collaborative project aims to build a significant tissue bank with robust clinical data for ongoing research to improve patient outcomes.

The melanoma clinical management guidelines are currently being updated, with contributions from our researchers to chapters including clinical diagnosis of atypical lesions, sentinel node biopsy, staging investigations and risk factors (refs). The new guidelines can be accessed online at <http://wiki.cancer.org.au/australia/Guidelines:Melanoma>

The Australasian Psoriasis Registry (APR)

The APR Advisory Committee comprises dermatologists from three participating sites and an independent legal advisor. It meets regularly to review the Registry, its information collection, requests for data for research from the Registry and to consider future developments.

Interest in the Registry, and participation, has continued to grow during 2016/2017. Patient numbers have increased from 1,598 to 1,853 between July 2016 and June 2017. We now have 31 active sites (up from 29 in July 2016).

In addition, the APR is pleased to confirm that during the financial year preparations were undertaken to allow 80 patients from six major sites, who are enrolled in the Celgene Ozone product familiarisation program for Otezla (apremilast), to be added to the Australasian Psoriasis Registry as a bulk upload from data collected for the program.

This will potentially add several hundred new patients to the Australasian Psoriasis Registry during the coming year, without the sites having to have entered any information into the Registry. It will also mean new sites becoming involved in the program.

Associate Professor Peter Foley

Research Director



The Occupational Dermatology Research and Education Centre (ODREC) reports another successful year in 2016/2017. Our team was well represented at the premier international meeting of contact dermatitis, the biennial European Society of Contact Dermatitis Symposium which was held in Manchester in September. This was attended by a large group including Drs Adriene Lee, Jenny Cahill, Bruce Tate, Claire Higgins, Harini Bala, Nishan Amerasinghe and we also caught up with Dr Jason Williams who previously worked at ODREC from 2005 to 2007.

Following our 22-year audit of our experience of dermatitis in healthcare workers overseen by Dr Claire Higgins, ODREC Research Fellow in 2015 and also 2017, Safe Work Australia funded a project which led to the development of educational modules regarding the diagnosis, treatment and prevention of occupational dermatitis in healthcare workers. Ms Amanda Palmer and myself presented talks at an infection control conference in November. This work has resulted in the incorporation of this information into hand hygiene modules, performed by all Australian healthcare workers, which is great news.

We have performed a trial involving testing of 45 nickel-positive subjects, identified through our database, for an American body NiPera who have been interested to determine whether nickel-positive subjects react to short-term contact with the metal. The preliminary results have been presented internationally and we are writing this study up for publication. Thanks to the Research Fellows Harini Bala, Claire Higgins and Danit Maor who did a wonderful job of coordinating this trial.

Our Contact Allergen Bank, where we send out individualised pre-prepared patch tests, continues to go from strength to strength, but most importantly, engages and interests dermatologists in patch testing. Consequently, this generates considerable demand for our educational activities. Our Third Annual Patch Test Training Day was repeated in October in Melbourne to a large audience and our Fourth Patch Test Training Day was also very successfully held prior to the College Meeting in May. This training day enables us to educate dermatologists, registrars and dermatology nurses with regard to patch testing. Thanks to Amanda Palmer for all her work in organising this day, as well as the contributors Drs Adriene Lee, Jenny Cahill, Bruce Tate, Mei Tam, Nishan Amerasinghe and Peter Monaghan also helped with the registrations. We are very fortunate to have a keen group of patch testers and nurses in Melbourne who regularly meet at our occasional Journal Clubs.

We have also inaugurated a Mobile Patch Test Service, where a nurse attends the dermatologist's rooms and applies patch tests, as well as preparing the patient's own samples. It has worked extremely well, and thanks to Dr Adriene Lee for trialling this service.

ODREC also organised, for the first time, a Skin Health Education Day at St Vincent's in February, directed to general practitioners, nurses and laypeople who are interested in skin. We are very thankful to a number of impressive young dermatology presenters

who made this a really informative day. It was very successful and will be repeated next March.

We were very pleased that Dr Danit Maor was awarded the John Fewings prize for the best talk at the Contact Dermatitis session of the Annual Scientific Meeting. Danit spoke about autoimmune progesterone dermatitis and we are hopeful of studying this condition further with a multidisciplinary team including allergists and an endocrinologist. Claire Higgins and Harini Bala were also involved in this study.

A significant focus in recent years has been the recruitment of Research Fellows at the Skin & Cancer Foundation Inc and considerable effort goes into selecting candidates who may eventually be successful in obtaining Dermatology training positions. Associate Professors Alvin Chong and Peter Foley, together with Drs Tori Mar and Jenny Cahill assist with this process. Dr Claire Higgins returned to ODREC as a part time 2017 ODREC research fellow which she combined with a first year dermatology training registrar position. 2016 ODREC Research Fellow, Dr Harini Bala, was also successful in gaining a dermatology training position. Dr Danit Maor was appointed as an additional part-time ODREC Research Fellow and has had an excellent and productive year, as has Claire Higgins in her returning role.

We have been delighted that Dr Adriene Lee has restarted both Occupational Dermatology and Contact Dermatitis Clinics at the Foundation, when her schedule allows. Dr Jenny Cahill has done an amazing job over the last two years, when I have been doing fewer Occupational Dermatology Clinics. As usual we have had a number of clinic visitors over the year including Dr Nikki Adler, Janet Kim, Matthew Cho and a Swiss doctor, Ursula Flury. We also welcomed our first visiting Japanese dermatologist Dr Hiromi Mizutani, who will investigate contact allergy in patients referred from the Oral Mucosal Clinic for patch testing.

Once again, I would like to thank Amanda Palmer for her amazing contribution to our group. She continues to oversee the Contact Allergen Bank and has been ably helped in the clinic by Suzette Foster. One of her many, but more important roles, is managing and updating our important database and she also has some wonderful ideas for future projects. Allison Muis does a great job in clinic administration.

Finally, it has been a bittersweet time for me personally. Despite a very difficult two years with family illness and bereavement, in the last 12 months, I have been awarded the Skin & Cancer Foundation's Members' Special Recognition Award, the Silver Medal of the Australasian College of Dermatologists and an Order of Australia (AM). I am incredibly grateful for these awards and extremely proud of the ODREC team, with whom I share these accolades. And especially, the Skin and Cancer Foundation Inc, which made much of this work possible since ODREC was founded at the Foundation in 2001.

Associate Professor Rosemary Nixon AM
Director, ODREC

The highlight of the ASCD calendar for 2017 is the much-anticipated Melbourne conference. The Australasian Society of Cosmetic Dermatologists (ASCD) after a successful but cloistered period of 3 years as a concurrent offering at the Annual Scientific Meeting of the Australasian College of Dermatology (ACD), the Society begins a new life with their breakout standalone conference in Melbourne running over three and a half days from August 31 – September 3.

The ethos and raison d'être of our Society is education, pure and simple. We seek to elevate knowledge and to guide excellence. We seek to reach out, to share our skills in our understanding of the skin with other disciplines, to extend these within our specialty, to deliver the best practice to our patients and to learn from others in other disciplines.

In our own home at the Skin & Cancer Foundation Inc, we have run evening and breakfast meetings with a variety of speakers and plan more of these in the future, as well as more training sessions for our members.

For our conference, we assembled a peak body of speakers from our own field of Dermatology here and overseas as well as from other fields, both medical and non-medical. From the medical side we have a large number of supportive plastic and other surgical practitioners, as well as a group of talented and experienced cosmetic practitioners. Non-medical input examined the business of medicine, the science and the artistic aspects of our interaction with our patients and how we interact with the broader world that surrounds our practices. We have much to learn from them and much about their expertise and knowledge to admire.

We are indeed fortunate to have our first standalone conference in the same year as the Foundation's 30th anniversary. The ASCD is an organisation sitting within the family of organisations and clinics that owes its existence and growth to several of the pillars that were developed at the time of the establishment of the Foundation. As well as fostering education of all members and trainees, with the underpinning of research, the Foundation acts as an incubator of sub specialty excellence.

The development of the ASCD is truly an embodiment of what can follow when these goals are enacted and we thank the Foundation for its support, and applaud it for its development over the last 30 years and its commitment to our profession.

Associate Professor Greg Goodman

Chair, ASCD
A Sub-Committee of the Skin & Cancer Foundation Inc



melbourne skin pathology

Melbourne Skin Pathology (MSP) is a joint venture partnership between the Skin & Cancer Foundation Inc and Melbourne Pathology.

2016-17 was another great year for Melbourne Skin Pathology as it welcomed back Dr Tim Khamu to the dermatopathology reporting team. MSP's aim is to provide unrivalled quality in skin pathology reporting, matched by operational performance in all areas of service delivery. Seven specialist pathologists work together to provide a comprehensive dermatopathology service for dermatologists and their patients across Victoria.

Our dermatopathology team

MSP boasts the strongest dermatopathology team in Victoria. Drs Sant Khan, Peter McQuillan, Guan Tan, Saurabh Prakash, Karen McGlaughlin, Rod O'Keefe and our newest addition Dr Tim Khamu work as a team to provide a first class dermatopathology service. Our dermatopathologists are specialists in their field and have undergone extensive study and training to seek further qualification.

Specialised qualifications – Diploma in Dermatopathology

Drs Guan Tan and Peter McQuillan have both recently completed their International Board Certification (Diploma) for Special Qualification in Dermatopathology (ICDP-UEMS). As this qualification is not offered in Australia, Guan and Peter travelled to Frankfurt, Germany to complete the examination.

Each year, only 30 candidates are selected from across the world to sit the examination and have the opportunity to gain this prestigious qualification. Guan and Peter are two of just a handful now qualified in Australia and we are extremely proud of their commitment to continuous education and development in the specialised area of dermatopathology.

Education

The team have continued to teach and mentor Victorian dermatology registrars at the Skin & Cancer Foundation Inc. Drs Sant Khan, Guan Tan and Karen McGlaughlin have been teaching first and second year registrars; Dr Saurabh Prakash has been teaching third year registrars; while Dr Peter McQuillan has been teaching and mentoring final year registrars to succeed in their Fellowship examinations. Dr Tim Khamu will be added to the registrar training roster for 2017-18.

Our dermatopathology team are passionate and motivated teachers, and will continue to offer their knowledge and teaching skills to registrars at the Foundation.

CPC conferences

The MSP team has presented a number of successful and well-attended CPC conferences throughout 2016-2017 and will



continue to do so at both the Foundation and at the Melbourne Pathology laboratory. These are an excellent learning tool for dermatologists and registrars, and provides an opportunity to meet one-on-one with our dermatopathologists.

Providing a comprehensive, quality pathology service

Our partner, Melbourne Pathology offers a comprehensive pathology service, providing quality pathology services in all disciplines including histopathology and clinical pathology. Its expertise in clinical pathology is first class and complements the expertise in anatomical pathology.

Onsite collection centre

For the convenience of Skin & Cancer Foundation Inc patients, Melbourne Pathology continues to run an onsite collection centre located at the Foundation.

Contacting our team

Our dermatopathologists are available for consultation and discussion of interesting cases. They welcome the opportunity to meet with dermatologists to tailor a service to meet their needs. Their Business Development Managers are also available to meet to discuss MSP services.

Melbourne Skin Pathology looks forward to continuing to provide Dermatologists with a quality pathology service in partnership with the Foundation.

Dr Katherine Armour

Rademaker M; Gupta M; Andrew M; Armour K; Baker C; Foley P; Gebauer K; George J; Rubel D; Sullivan J. The Australasian Psoriasis Collaboration view on methotrexate for psoriasis in the Australasian setting. *Australas J Dermatol*. 2016; DOI: 10.1111/ajd.12521

Rademaker M; Gupta M; Andrews M; Armour K; Baker C; Foley P; Gebauer K; Kennedy D; Sullivan J. Psoriasis in those planning a family, pregnant or breast-feeding. The Australasian Psoriasis Collaboration – accepted for publication in the *Australasian Journal of Dermatology*

Goodman G; Armour K; Kolodziejczyk J; Santangelo S; Gallagher C. A comparison of self-reported signs of facial ageing among Caucasian women in Australia versus those in the United States, the United Kingdom and Canada - accepted for publication in the *Australasian Journal of Dermatology*

Presentations

ABC radio interview for World Psoriasis Day - September 2016

Biologics therapies and the risk of malignancy - Australian Psoriasis Collaboration - August 2016

Where are we at in arresting the aging process? - Keynote Speaker, Plenary session - Cosmetex 2016, Sydney

Antioxidant Systems in Human Skin – Cosmetex 2016, Sydney

Dr Tanja Bohl

Bohl TG. Fissures, Herpes Simplex Virus, and Drug Reactions: Important Erosive Vulvar Disorders. *Obstet Gynecol Clin North Am*. 2017 Sep;44(3):421-443. doi: 10.1016/j.ogc.2017.05.005. Review.

Day T, Moore S, Bohl TG, Scurry J. Comorbid Vulvar Lichen Planus and Lichen Sclerosus. *J Low Genit Tract Dis*. 2017 Jul;21(3):204-208. doi: 10.1097/LGT.0000000000000307.

Associate Professor Alvin Chong

Maor D, Brennan S, Goh MS, Fahey V, Tabrizi SN, Chong AH. A case of acquired epidermodysplasia verruciformis in a renal transplant recipient clearing with multimodal treatment including HPV (Gardasil) vaccination. *Australas J Dermatol*. 2017 Jul 17. doi: 10.1111/ajd.12684. [Epub ahead of print]

Maor D, Chong AH. Rosacea. *Aust Fam Physician*. 2017;46(5):277-281.

Leung VK, Dobbinson SJ, Goodman DJ, Kanellis J, Chong AH. Skin cancer history, sun-related attitudes, behaviour and sunburn among renal transplant recipients versus general population. *Australas J Dermatol*. 2017 Mar 23. doi:10.1111/ajd.12591. [Epub ahead of print]

Rajagopal Bala H, Chong AH. A suspicious pigmented lesion in a transplant patient. *Aust Fam Physician*. 2017 Mar;46(3):111-112.

Rajgopal Bala H, Jalilian C, Goh MS, Williams R, Tan G, Chong AH. Two cases of amoxicillin-induced follicular acute localised exanthematous pustulosis. *Australas J Dermatol*. 2017 Feb;58(1):e23-e25. doi: 10.1111/ajd.12410.

Meani RE, Nixon RL, O'Keefe R, Chong AH. Pseudoepitheliomatous hyperplasia secondary to allergic contact dermatitis to Grevillea Robyn Gordon. *Australas J Dermatol*. 2017 Feb;58(1):e8-e10. doi: 10.1111/ajd.12358.

Associate Professor Peter Foley

Reich K, Armstrong A W, Foley P, Song M, Wasfi Y, Randazzo B, Li S, Shen YK, Gordon KB. Efficacy and safety of guselkumab, an anti-interleukin-23 monoclonal antibody, compared with adalimumab for the treatment of patients with moderate to severe psoriasis with randomized withdrawal and retreatment: Results from the phase III, double-blind, placebo- and active comparator-controlled VOYAGE 2 trial. *J Am Acad Dermatol*. 2016 Dec 29. [Epub ahead of print]. PMID: 28057361 | doi: 10.1016/j.jaad.2016.11.042

Gupta M, Rademaker M, Sullivan JR, Foley P. A decade of Australian methotrexate dosing errors. *Med J Aust* 2016 Nov 2 1;205(10):485. PMID: 27852189

van de Kerkhof P, Guenther L, Gottlieb AB, Sebastian M, Wu JJ, Foley P, Morita A, Goldblum O, Zhang L, Erickson J, Ball S, Rich P. Ixekizumab treatment improves fingernail psoriasis in patients with moderate-to-severe psoriasis: results from the randomized, controlled and open-label phases of UNCOVER-3. *J Eur Acad Dermatol Venereol* 2016 Nov 5. [Epub ahead of print]. PMID: 27910156/ doi: 10.1111/jdv.14033

Nguyen R, Braue A, Baker C, Foley P. Five-year experience with infliximab: Follow up of the product familiarisation program. *Australas J Dermatol* 2016 Nov; 57(4): 300-6. Epub 2015 Sep 16. PMID: 26374405 | doi: 10.1111/lajd.12391

Foley P, Stockfleth E, Peris K, Basset-Seguín N, Cerio R, Antonio Sanches J, Guillen C, Farrington E, Lebwohl M. Adherence to topical therapies in actinic keratosis: A literature review. *J Dermatolog Treat* 2016 Nov; 27(6): 538-45. Epub 2016 May 10. PMID: 27161045 | doi: 10.1080/09546634.2016.1178372

Thayi D, Kimball A, Foley P, Poulin Y, Levi E, Chen R, Feldman SR. Apremilast, an oral phosphodiesterase 4 inhibitor, improves patient-reported outcomes in the treatment of moderate to severe psoriasis: results of two phase III randomized, controlled trials. *J Eur Acad Dermatol Venereol* 2016 Aug 18. [Epub ahead of print]. PMID: 27538241 | doi: 10.1111/jdv.13918

See JA, Shumack S, Murrell DF, Rubel DM, Fermindez-Pefias P, Salmon R, Hewitt D, Foley P, Spelman L. Consensus recommendations on the use of daylight photodynamic therapy with methylaminolevulinate cream for actinic keratoses in Australia. *Australas J Dermatol* 2016 Aug; 57(3):167-74. Epub 2015 May 31. PMID: 26033230 | doi: 10.1111/ajd.12354

Rademaker M, Gupta M, Andrews M, Annour K, Baker C, Foley P, Gebauer K, George J, Rubel D, Sullivan J. The Australasian Psoriasis Collaboration view on methotrexate for psoriasis in the Australasian setting. *Australas J Dermatol* 2016 Jul 12. [Epub ahead of print] PMID: 27402434 | doi: 10.1111/ajd.12521

Presentations

Zouboulis C, Okun M, Gniadecki R, Foley P, Lynde C, Weisman J, Karunaratne P, GuY, Williams D. Adalimumab Efficacy in Hidradenitis Suppurativa Patients is Sustained at Least Two Years with Weekly Dosing: Results from a Phase 3 Open-Label Extension Study (PIONEER). [Poster P0067] 25th EADV Congress, Vienna, Austria, Sep-Oct 2016.

Calzavara-Pinton P, Hredersdal M, Barber K, Basset-Seguín N, DelPino Flores ME, Foley P, Galimberti G, Gerritsen R, Gilaberte Y, Ibbotson S, Peris K, Sopra S, Sofriou E, Torean L, Ulrich C, Guillemot J, Hendrich J, Szeimies RM. Structured expert consensus on actinic keratosis: An up-to-date treatment algorithm. [Poster P 1840] 25th EADV Congress, Vienna, Austria, Sep-Oct 2016.

Van de Kerkhof P, Guenther L, Gottlieb A, Sebastian M, Wu J, Foley P, Morita A, Goldblum O, Zhang L, Erickson J, Ball S, Rich P. Ixekizumab treatment improves nail psoriasis in patients with moderate-to-severe psoriasis: Results from the randomized and controlled as well as open-label phases of UNCOVER-3. [Poster P138] Psoriasis 2016, 5th Congress of the Psoriasis International Network, Paris, France, Jul 2016.

Wolk R, Langley R, Cohen A, Foley P, Griffiths C, Lebwohl M, Leonardi C, Winthrop K, Proulx J, Rottinghaus S, Thompson J, Tatulych S, Mallbris L, Swanson R. Safety of tofacitinib, an oral janus kinase inhibitor: integrated data analysis from the global chronic plaque psoriasis clinical trials. [Poster P143] Psoriasis 2016, 5th Congress of the Psoriasis International Network, Paris, France, Jul 2016.

Guenther LC, Foley P, Cather J, Potts Bleakman A, Burge R, Zhu B, van de Kerkhof P. Ixekizumab treatment improves skin-related sexual difficulties in patients with moderate-to-severe plaque psoriasis: Integrated results from three phase 3 trials (UNCOVER-I, -2 AND -3).

research publications and presentations

[Poster P 154] Psoriasis 2016, 5th Congress of the Psoriasis International Network, Paris, France, Jul 2016.

Dr Michelle Goh

Maor, Danit, Goh Michelle SY, Brennand Sarah, Fahey Vanessa, Tabrizi Sepher N, Chong Alvin H. A case of acquired epidermodysplasia verruciformis in a renal transplant recipient clearing with multimodal treatment including HPV (Gardasil) vaccination. *Australasian Journal of Dermatology* 17 July 2017 doi: 10.1111/ajd.12684

Nikki R Adler, Ar Kar Aung, Elizabeth N. Ergen, Jason Trubiano, Michelle SY Goh, Elizabeth J Phillips. Recent advances in the understanding of severe cutaneous adverse reactions. *British Journal of Dermatology* (Accepted manuscript online 3 March 2017)

Parakh, S, Goh M, Andrews MC. Non-HIV-associated Kaposi sarcoma in an immunosuppressed melanoma patient treated with dabrafenib. *Journal of Clinical Pharmacy and Therapeutics* 2016; 41(3): 354-56.

Nikki R Adler, Catriona A McLean, Ar Kar Aung, Michelle SY Goh. Piperacillin-tazobactam-induced linear IgA bullous dermatosis presenting clinically as Stevens-Johnson syndrome/toxic epidermal necrolysis overlap. *Clinical and Experimental Dermatology* 2016; 42(3):299-302.

Bala H, Jalilian C, Goh MS, Williams R, Tan G, Chong AH. Two cases of amoxicillin-induced follicular acute localised exanthematous pustulosis. *Australasian Journal of Dermatology* 2017 Feb;58(1): e23-e25

Dr Claire Higgins

Higgins CL, Palmer AM, Cahill JL, Nixon RL. Occupational skin disease among Australian healthcare workers: a retrospective analysis from an occupational dermatology clinic, 1993-2014. *Contact Dermatitis*. 2016;75(4):213-22.

Presentations

Higgins CL, Palmer AM, Cahill JL, Nixon RL. Occupational skin disease in healthcare workers: a 22-year Australian analysis. Oral presentation. 13th Congress of the European Society of Contact Dermatitis, Manchester, 15th September 2016.

Higgins CL, Palmer AM, Nixon RL. Contact dermatitis caused by sunscreens: a cross-sectional study in a Victorian patch-test population. Oral presentation. 13th Congress of the European Society of Contact Dermatitis, Manchester, 15th September 2016.

Higgins CL. Sunscreens - how they work and the problems they cause. Skin and Cancer Foundation Inc. Skin Health Education Day, Melbourne, 4th February 2017.

Higgins CL, Nixon RL and Barnard A. Nanotechnology and contact dermatitis - applications and implications. Poster presentation. 13th Congress of the European Society of Contact Dermatitis, Manchester, September 2016.

Dr Johannes C Kern

Schmidt T, Hoch M, Lotfi Jad SS, Solimani F, Di Zenzo G, Marzano AV, Goebeler M, Cozzani E, Kern JS, Sitaru C, Lakoš Jukić I, Sárdy M, Uzun S, Jedlickova H, Gläser R, Kaneda M, Eming R, Göpel G, Ishii N, Greene B, Hashimoto T, Herftl M. Serological diagnostics in the detection of IgG autoantibodies against human collagen VII in epidermolysis bullosa acquisita - a multicenter analysis *Br J Dermatol*. 2017 Jul 13. doi: 10.1111/bjd.15800. [Epub ahead of print]

Andrlóvá H, Mastroianni J, Madl J, Kern JS, Melchinger W, Dierbach H, Wernet F, Folio M, Technau-Hafsi K, Has C, Mittapalli VR, Idzko M, Herr R, Brummer T, Ungefroren H, Busch H, Boerries M, Narr A, Ihorst G, Vennin C, Schmitt-Graeff A, Minguet S, Timpson P, Duyster J,

Meiss F, Römer W, Zeiser R. Biglycan expression in the melanoma microenvironment promotes invasiveness via increased tissue stiffness inducing integrin- β 1 expression. *Oncotarget*. 2017 Apr 17. [Epub ahead of print]

Kiriti D, Hoch M, Kern JS. Annular Flaccid Pustules on the Trunk. *JAMA Dermatol*. 2017 Apr 26. [Epub ahead of print].

Kern JS, Technau-Hafsi K, Schwacha H, Kuhlmann J, Hirsch G, Brass V, Deibert P, Schmitt-Graeff A, Kreisel W. Esophageal involvement is frequent in lichen planus: study in 32 patients with suggestion of clinicopathologic diagnostic criteria and therapeutic implications. *Eur J Gastroenterol Hepatol*. 2016 Dec;28(12):1374-1382.

Boulard C, Duvert Lehembre S, Picard-Dahan C, Kern JS, Zambruno G, Feliciani C, Marinovic B, Vabres P, Borradori L, Prost-Squarcioni C, Labeille B, Richard MA, Ingen-Housz-Oro S, Houivet E, Werth VP, Murrell DF, Herftl M, Benichou J, Joly P; International Pemphigus Study Group. Calculation of cut-off values based on the Autoimmune Bullous Skin Disorder Intensity Score (ABSIS) and Pemphigus Disease Area Index (PDAI) pemphigus scoring systems for defining moderate, significant and extensive types of pemphigus. *Br J Dermatol*. 2016 Jul;175(1):142-9.

Presentations

Kern JS, Kiriti D, Böhringer D, Thoma K, Bruckner-Tuderman L, Reinhard T, Eberwein P

Direct immunofluorescence from biopsies of unaffected oral mucosa as an alternative simple and reliable diagnostic tool in ocular cicatricial pemphigoid: first prospective study on sensitivity and specificity. Asia-Pacific Combined Dermatology Research Conference Noosa, Australia

Dr Francis Lai

Lai FYX, Goh CL, Chee A, Junckerstorff R. Back pain and fever – when the diagnosis becomes crystal clear. *Internal Medicine Journal* (in press)

Lai FYX, Goh CL, Lu S. When a doctor becomes the patient. *Current Psychiatry*. epub: March 2017

Lai FYX, Shankar K, Ritz S. Mirtazapine-associated peripheral oedema. *Aust N Z J Psychiatry* 50 (11), 1108. 2016 Sep 28.

Presentations

Lai FYX, Elakis J, Prall O, Goh M, McCormack C. Pembrolizumab induced granulomatous panniculitis. *Australasian Dermatopathology Society Meeting* 2017

Dr Danit Maor

Maor D, Brennand S, Goh S.Y M, Fahey V, Tabrizi N. S, Chong H. A. A case of acquired epidermodysplasia verruciformis in a renal transplant recipient clearing with multimodal treatment including Gardasil vaccination. *Australasian Journal of Dermatology*. 2017 July.

Maor D, Chong H. A. Rosacea. *Australian Family Physician* 2017 May; 46(5): 261-352.

Maor D, Ondhia C, Yu L, Chan J. Lichenoid keratosis frequently misdiagnosed as basal cell carcinoma: A case series. *Clin Exp Dermatol* 2017 May; 42(4).

Maor D, Little M. Skin contact with a stinging nettle needing ICU admission. *Contact Dermatitis* 2017 May; 76(5).

Maor D, Chong H. A. Skin cancer: Spotting it early. *InMotion Journal* 2017 Apr; 30-4.

Maor D, Chong A. H. Inflammatory rosacea. *RACGP Check, Australian Family Physician; Dermatology Issue*: 4-8.

Maor D, Yu L, Brand, R. A case of orf disease in a patient with scleroderma. *Journal of the American Academy of Dermatology Case Rep* 2017 Mar 22; 3(2): 155-7.

Maor D, Heyes C, Howard A, Veysey E. Management of vulvovaginal lichen planus; The Royal Women's Hospital experience. *ARC Journal of Dermatology* 2016 Jul; 1(3): 5-10.

Presentations

Maor D, Higgins C, Bala H, Nixon R. Intradermal testing for autoimmune progesterone dermatitis: Should we be basing our diagnosis on it?

Maor D, Cahill J. Interesting Cases in an Occupational Dermatology Clinic. *Australasian College of Dermatology 50th Annual Scientific Meeting, Sydney, May 2017. [Oral]*

Maor D, Hiscutt E. Interesting Case – Inhaled budesonide. Patch Test Training Day, Sydney, May 2017 [Oral]

Maor D, Brennand S, Sharma N, Tabrizi NS, Goh YM, Chong H. A. A case of acquired epidermodysplasia verruciformis in a renal transplant recipient clearing with multimodal treatment including Gardasil vaccination. *Skin Care in Organ Transplant Recipients 17th Annual Meeting, Prague, Mar 2017. [Oral]*

Chong H. A, Maor D. Melanoma in a cohort of organ transplant recipients: Experience from a dedicated transplant dermatology clinic in Victoria, Australia. *Skin Care in Organ Transplant Recipients 17th Annual Meeting, Prague, March 2017. [Oral]*

Maor D, Brennand S, Sharma N, Tabrizi N. S, Goh S.Y M, Chong H. A. A case of acquired epidermodysplasia verruciformis in a renal transplant recipient clearing with multimodal treatment including Gardasil vaccination. *Australasian College of Dermatology 50th Annual Scientific Meeting, Sydney, May 2017. [Poster]*

Maor D, Cumming S, Bala H, Brennand S, Goh S.Y M, Chong H. A. Melanoma in a cohort of organ transplant recipients: Experience from a dedicated transplant dermatology clinic in Victoria, Australia. *Australasian College of Dermatology 50th Annual Scientific Meeting, Sydney, May 2017. [Poster]*

Maor D, Brennand S, Sharma N, Tabrizi N. S, Goh S.Y M, Chong H. A. Hyperkeratotic warts in a renal transplant recipient clearing with cessation of immunosuppression. *Australasian College of Dermatology 50th Annual Scientific Meeting, Sydney, May 2017. [Poster]*

Dr Victoria Mar

Adler NR, Kelly JW, Haydon A, McLean CA, Mar VJ. Clinicopathologic characteristics and prognosis of patients with multiple primary melanoma. *Br J Dermatol.* 2017 Jul 28.

Mar VJ, Scolyer RA, Long GV. Computer-assisted diagnosis for skin cancer: have we been outsmarted? *Lancet.* 2017 May 20;389 (10083):1962-1964.

Mar VJ, Kelly J, Chamberlain A, Murray WK, Cancer Council Australia Melanoma Guidelines Working Party. What are the clinical features of melanoma and how does an atypical melanoma present? *Cancer Council Australia Melanoma Guidelines. Published online wiki.cancer.org.au 2016*

Mar VJ, Chamberlain AC, Kelly JW, Murray WK, Thompson JF. Diagnosing melanomas that lack the classical clinical features: Updated Australian Guidelines for the Management of Cutaneous Melanoma. *Medical Journal of Australia In Press May 2017...*

Gyorki D, Barbour A, Mar VJ, Sandhu S, Hanikeri M, Cancer Council Australia Melanoma Guidelines Working Party. 'When is a sentinel node biopsy indicated'. Published online *wiki.cancer.org.au* (2016).

Gyorki D, Barbour A, Mar VJ, Sandhu S, Hanikeri M, Thompson JF. When is a sentinel node biopsy indicated for patients with primary melanoma? – an update of the Australian Guidelines for the Management of Cutaneous Melanoma. *Aust J Derm, In Press April 2017.*

Adler NR, Haydon A, McLean CA, Kelly JW, Mar VJ. Metastatic

pathways in patients with cutaneous melanoma. *Pigment Cell Melanoma Res.* 2017 Jan;30(1):13-27

Xie C, Pay Y, McLean C, Mar VJ, Wolfe R, Kelly J Impact of scalp location on survival in head and neck melanoma: A retrospective cohort study, *JAAD March 2017*

Adler NR, Wolfe R, Kelly J, Haydon A, McArthur G, McLean CA, Mar VJ. Tumour mutation status and sites of metastasis in patients with cutaneous melanoma. *Br J Cancer.* 2017 Aug 8. doi: 10.1038/bjc.2017.254. [Epub ahead of print]

Associate Professor Rosemary Nixon AM

Vu M, Toholka R, Cahill J, Nixon R. A case of immediate hypersensitivity chlorhexidine. *Australas J Dermatol, epub, Jun 07 2017*

Bala HR, Pan Y, Nixon RL. The dangers of non-medical laser therapy for pigmented lesions. *Med J Aust Mar 20 2017, 206(5) p229.*

Agner T, Nixon R. Hand eczema should be taken seriously. *Commentary, Br J Dermatol Apr 2017, 176(4) p854-855.*

Adler N, Bala HR, Nixon RL. The Rutherfelen bug: an agricultural pest and a novel biting culprit. *Accepted, Australas J Dermatol*

Rodrigues MA, Gamboni SE, Cousins VC, Nixon R. Hearing loss caused by imiquimod used for treatment of Bowen's disease. *Accepted, Australas J Dermatol*

Higgins CL, Palmer AM, Cahill JL, Nixon RL. Occupational skin disease among Australian healthcare workers: a retrospective analysis from an occupational dermatology clinic, 1993-2014. *Contact Dermatitis 2016; 75:213-22.*

Pongpairaj K, Ale I, Andersen K, Bruze M, Diepgen T, Elsner PU, Gog CL, Goossens A, Jerajani H, Lachapelle J-M, Lee J-Y, Maibach HI, Matsunaga K, Nixon R, Puangpet P, Sasseville D, Thaiwat S. Proposed ICDRG classification of the clinical presentation of allergic contact dermatitis. *Dermatitis 2016; 27: 248-258.*

Bala H, Nixon RL. Periocular dermatitis. Published at <http://www.dermnetnz.org/topics/periocular-dermatitis>

Tizi S and Nixon RL. Patch testing in Australia: Is it adequate? *Australas J Dermatol 2016; 57:192-8.*

Brared Christensson J, Karlberg AT, Andersen K, Bruze M, Johansen JD, Garcia- Bravo B, Gimenez Arnau A, Goh CL, Nixon R, White I. Oxidised limonene and oxidised linalool- concomitant contact allergy to common fragrance terpenes. *Contact Dermatitis 2016; 74: 273-80.*

Higgins CL, Rosemary L Nixon Periorbital allergic contact dermatitis caused by lanolin in a lubricating eye ointment. *Australas J Dermatol 2016; 57: 68-78.*

Higgins C, Nixon R. Facial allergic contact dermatitis without hand dermatitis from disposable latex gloves *Contact Dermatitis 2016; 74: 246-25*

Book chapters

Rosemary Nixon, Christen M Mowad and James G Marks J. Allergic contact dermatitis, *Bologna's Textbook of Dermatology, 2017.*

Presentations

Do nickel-sensitive subjects react to short term application of nickel? Manchester, ESCD, September.

Burning issues in occupational contact dermatitis, ESCD, Manchester, September.

2016 ODREC Patch Test Training Day, repeat. What to do when patients don't get better, October.

2016 ODREC Patch Test Training Day, repeat. Research Update, October.

2016 ODREC Patch Test Training Day, repeat. How to cure you patients without surgery or drugs, October.

research publications and presentations

Dr Michelle Rodrigues

Bala HR, Rodrigues M. Facial hyperpigmentation in darker skin types; *Dermatology in Practice*. Winter 2016. 22:3 ; 79-82

Bala HR, Rodrigues M. Facial hyperpigmentation in darker skin types – part 2; *Dermatology in Practice*. Winter 2016. 22:4 ; 105-108

Rodrigues M. Skin Cancer Risk (non melanoma skin cancers/ melanoma) in vitiligo patients. *Dermatol Clin*. 2017 Apr;35(2):129-134.

Rodrigues MA, Ross AL, Gilmore S, Daniel BS. Australian dermatologists' perspective on skin of colour: results of a national survey. *Australas J Dermatol*. 2016 Dec

Rodrigues M, Gamboni SE, Cousins VC, Nixon RL. Hearing loss in association with topical imiquimod use for squamous cell carcinoma in situ (Bowen disease); *Australas J Dermatol*. 2016 Nov;57(4):323-324

Rodrigues M, Ayala-Cortés AS, Rodríguez-Arámbula A et al. Interpretability of the Modified Melasma Area and Severity Index (mMASI). *JAMA Dermatol*. 2016 Sep 1;152(9):1051-2.

Zhao CY, Hao EY, Oh DD et al. A comparison study of clinician-rated atopic dermatitis outcome measure for intermediate to dark-skinned patients. *Br J Dermatol*. 2017 Apr;176(4):985-992.

Health check: Why do we get dry skin in winter? *The Conversation*. March 2016

Presentations

A review of the use of systemic tranexamic acid for melisma. Asian Society for Pigment Cell Research; November 2016. Kaohsiung, Taiwan

American Academy of Dermatology; March 2017 – Florida, USA

1. Facial pigmentation in skin of color
2. The diagnosis and management of facial pigmentation
3. Vitiligo: work up and differential diagnosis
4. Melasma: Histology and dermoscopy

Dubai Derma 2017; March 2017 – Dubai, UAE

1. What's new in vitiligo
2. Unmasking Facial pigmentation
3. Use of systemic tranexamic acid for melasma

Pigmentary disorders. Skin education day at St Vincent's Hospital –

50th Annual Scientific Meeting of the Australasian College of Dermatologists

1. An update on pigmentary disorders
2. Global pigmentation: Outreach work in rural north India

Wee E, Gilmore S, Rodrigues M. Australian dermatology trainee opinions on skin of colour education: does it reflect the changing demographics of our population?

ACD ASM May 2017, Sydney, Australia

Dr Catherine Scarff

Scarff, C. E., Corderoy, R. M., & Bearman, M. (2016). In-training assessments: 'The difficulty is trying to balance reality and really tell the truth'. *Australasian Journal of Dermatology*, (December). <http://doi.org/10.1111/ajd.12555>

Presentation

ACD ASM Plenary session 2, May 2017 - Title - Why is it so hard to give negative feedback to underperforming trainees?

Professor Rod Sinclair

K Reich, KA Papp, A Blauvelt, SK Tyring, R Sinclair, D Thaçi, K Nogales; Tildrakizumab versus placebo or etanercept for chronic plaque psoriasis (reSURFACE 1 and reSURFACE 2): results from two randomised controlled, phase 3 trials. *The Lancet*

K Papp, AB Kimball, S Tyring, R Sinclair, A Metha, N Cichanowitz, Q Li. Maintenance of treatment response in chronic plaque psoriasis patients continuing treatment or discontinuing treatment with tildrakizumab in a 64-week, randomized controlled, phase 3 trial; *JAAD* 76 (6), AB164-AB164

A Kimball, K Papp, S Tyring, R Sinclair, A Mehta, N Cichanowitz, Q Li. Efficacy of tildrakizumab, an anti-IL23p19 monoclonal antibody, stratified by prior exposure to biologics in a randomized, placebo-controlled phase 3 clinical trial. *JAAD* 76 (6), AB121-AB121

A Goren, J McCoy, M Kovacevic, J Shapiro, R Sinclair. 842 Styling without shedding: novel topical formula reduces hair shedding by contracting the arrector pili muscle. *Journal of Investigative Dermatology* 137 (5), S145

WC Cranwell, R Sinclair. Optimising cryosurgery technique. *Australian Family Physician* 46 (5), 270

E Perera, P Weerasinghe, R Sinclair. Cosmetic Cryotherapy. *Textbook of Cosmetic Dermatology*, 450

F Benhadou, H Van der Zee, JC Pascual, D Rigopoulos, A Katoulis. HAIR Study: Prevalence and characteristics of inflammatory lesions in the intergluteal fold in HS patients. *Experimental Dermatology* 26, 15-15

WF Bergfeld, AM Christiano, MK Hordinsky, VH Barbosa, RC Betz. Proceedings of the Ninth World Congress for Hair Research (2015). *Journal of Investigative Dermatology Symposium Proceedings* 18 (1), S1-S28

R Sinclair. Medical Dermatology Update. *Dermatology* 53 (4), 247-254

M Kovacevic, A Goren, J Shapiro, R Sinclair, NM Lonky, M Situm, V Bulat. Prevalence of hair shedding among women. *Dermatologic Therapy* 30 (1)

N Torkamani, N Rufaut, L Jones, R Sinclair. The arrector pili muscle, the bridge between the follicular stem cell niche and the interfollicular epidermis. *Anatomical Science International* 92 (1), 151-158

R Sinclair, M Rashidi, N Rufaut, L Jones, T Partridge. Differentiation of murine dermal papilla cells into myogenic lineage. *AJD* 57, 39-39

E Perera, N Gnaneswaran, R Sinclair

Higher rates of re-excision in smaller NMSC specimens-Does initial tumour size predict rates of residual disease? *AJD* 57, 35-35

E Perera, N Gnaneswaran, C Staines, AK Win, R Sinclair. Incidence and prevalence of non-melanoma skin cancer in Australia: A systematic review. *AJD* 57, 35-35

R Sinclair. Female pattern hair loss, biological ageing and the Leiden Longevity study. *British Journal of Dermatology* 175 (4), 671-672

R Sinclair. Measuring the impact of alopecia areata. *British Journal of Dermatology* 175 (3), 461-462

R Sinclair, GA Turner, DAR Jones, S Luo; Clinical studies in dermatology require a post-treatment observation phase to define the impact of the intervention on the natural history of the complaint; *Archives of Dermatological Research* 308 (6), 379-387

ARP Sari, NW Rufaut, LN Jones, RD Sinclair; Characterization of ovine dermal papilla cell aggregation; *International Journal of Trichology* 8 (3), 121

ARP Sari, NW Rufaut, LN Jones, RD Sinclair; The effect of ovine secreted soluble factors on human dermal papilla cell aggregation; *International Journal of Trichology* 8 (3), 103

AZ Asgari, N Rufaut, WA Morrison, R Dille, R Knudsen, LN Jones; Hair transplantation in mice: Challenges and solutions; *Wound Repair and Regeneration* 24 (4), 679-685

N Torkamani, NW Rufaut, L Jones, R Sinclair; Epidermal Cells Expressing Putative Cell Markers in Nonglabrous Skin Existing in Direct Proximity with the Distal End of the Arrector Pili Muscle; Stem Cells International 2016

WC Cranwell, R Sinclair; Familial frontal fibrosing alopecia treated with dutasteride, minoxidil and artificial hair transplantation; AJD

R Sinclair; Androgenetic alopecia. Modelling progression and regrowth; Experimental dermatology 25 (6), 424-425

A Goren, J Shapiro, R Sinclair, M Kovacevic, J McCoy; 556 a 1-AR agonist induced piloerection protects against the development of traction alopecia; Journal of Investigative Dermatology 136 (5), S98

J Li, C van Vliet, NW Rufaut, LN Jones, R Sinclair, FR Carbone; Gene expression in alopecia areata before, during and after active hair loss; AJD 57, 27

N Ganeswaran, E Perera, R Sinclair; The Burden Of Recurrent Nmsc In The Elderly Australian Population; Anz Journal of Surgery 86, 128

N Ganeswaran, E Perera, R Sinclair; The Increasing Burden On Specialist Clinicians-Recurrent Non-melanoma Skin Cancer In Australia; Anz Journal of Surgery 86, 128

N Ganeswaran, E Perera, R Sinclair; Trends In Residual Nmsc Treatment In Australia; Anz Journal of Surgery 86, 112

R Sinclair; Treatment of monilethrix with oral minoxidil; JAAD case reports 2 (3), 212

A Goren, J Shapiro, R Sinclair, M Kovacevic, J McCoy; a1-AR agonist induced piloerection protects against the development of traction alopecia; Dermatologic therapy 29 (3), 160-163

B Strober, B Sigurgeirsson, G Popp, R Sinclair, J Krell, S Stonkus; Secukinumab improves patient-reported psoriasis symptoms of itching, pain, and scaling: results of two phase 3, randomized, placebo-controlled clinical trials; International Journal of Dermatology 55 (4), 401-407

M Harries, A Tosti, W Bergfeld, U Blume-Peytavi, J Shapiro, G Lutz;

Towards a consensus on how to diagnose and quantify female pattern hair loss-The 'Female Pattern Hair Loss Severity Index (FPHL-SI)'; Journal of the European Academy of Dermatology and Venereology 30 (4), 667-676

J Li, C van Vliet, NW Rufaut, LN Jones, RD Sinclair, FR Carbone; Laser Capture Microdissection Reveals Transcriptional Abnormalities in Alopecia Areata before, during, and after Active Hair Loss; Journal of Investigative Dermatology 136 (3), 715-718

D Liyanage, R Sinclair; Telogen Effluvium; Cosmetics 3 (2), 13W Cranwell, R Sinclair; Male androgenetic alopecia; MDText. com, Inc.

CC Zouboulis, A Alavi, V Bettoli, J Boer, FW Danby, P De Haes, FS Delli; Hidradenitis suppurativa severity score system (HS4): preliminary results; Experimental Dermatology 25, 5

J Li, R Sinclair; Clinical observations in alopecia areata: Implications and hypotheses; Australasian Journal of Dermatology 57 (1)

R Sinclair; Telogen Effluvium.; MDPI AG

P Farrant, M Mowbray, RD Sinclair; Dermatoses of the Scalp; Rook's Textbook of Dermatology

AG Messenger, RD Sinclair, P Farrant, DAR de Berker ; Acquired Disorders of Hair; Rook's Textbook of Dermatology

J Li, N Rufaut, L Jones, R Sinclair; Alopecia areata bulbs show significant transcriptional abnormalities before, during and after active hair loss.

R Domozych, E Kim, S Hart, AP Weinkle, N Patel, R Kissel; JAAD CASE REPORTS®

NW Rufaut, AJ Nixon, RD Sinclair; Culture of Dermal Papilla Cells from Ovine Wool Follicles: An In Vitro Model for Papilla Size Determination; Multipotent Stem Cells of the Hair Follicle: Methods and Protocols, 109-121

N Rufaut, R Sinclair; A simple hair transplantation model to investigate follicular cells and their interaction with surrounding skin.

R Sinclair; Treatment of female pattern hair loss with low dose minoxidil. AJD 57():27, MAY 2016

R. Sinclair; K. Reich; A. Blauvelt; R. Warren; J. Szepletowski; B. Sigurgeirsson; R. Langley; S. Tyring; I. Messina; T. Fox; C. Papavassilis; G. Bruin; Secukinumab exhibits low immunogenicity during 104 weeks of treatment in subjects with moderate to severe plaque psoriasis. AJD. 57():74, MAY 2016

E Perera, R Sinclair; Basal Cell Carcinoma; Dermatological Cryosurgery and Cryotherapy, 659-665

Dr Mei Tam

Kelly R, Wee E, Tancharoen C, Tam MM, Balta S, Williams RA. Three cases of lymphocytic thrombophilic arteritis presenting with an annular eruption. Australas J Dermatol. 2017 Jul 28. doi: 10.1111/ajd.12679. [Epub ahead of print]

Presentations

Patch Testing Education Day 5/5/17

1. Approach to rashes on the trunk and leg
2. Interesting Cases

5th Rural Dermatology Meeting 11/8/17 Broome. Faculty update on rural dermatology clinics Victoria

Department of Dermatology (SVH) annual research and training symposium 17 Feb 2017. Sunscreen and reactions

Dr Charles Xie

Xie C, Pan Y, McLean C, Mar V, Wolfe R, Kelly J Impact of scalp location on survival in head and neck melanoma: A retrospective cohort study J Am Acad Dermatol. 2017 Mar;76(3):494-498.e2

Dr Anousha Yazdabadi

Presentations

ACD ASM 2017; Oral presentation, Plenary Session 3: Cutaneous Leishmaniasis, Pearls from Persia

ACD ASM 2017; Poster Presentation: Artificial Intelligence, Predicting Outcomes in Photodynamic Therapy

Razi Annual International Dermatology Meeting 2016; Oral presentation: Management of Cutaneous Cancers in Transplant Recipients.

"All staff I was involved with were extremely helpful and informative. Special mention to Dr Angela Webb, her assistant and all the nurses that looked after me. Thank you all."

Patient – March 2017

financials comparative statistics

Clinics	2016/17	2015/16
S&CF Inc Patient Services	23,274	23,536
ODREC/Contact Services	1,448	1,602
Photography Services	4,321	3,866
TOTAL	29,043	29,004

Education	2016/17	2015/16
Number of education sessions	121	92
Number of attendees	2,041	1,871

Research and Trials	2016/17	2015/16
Number of clinical trials undertaken ¹	27	26
Value of clinical trials	\$644,641	\$699,264

Australasian Psoriasis Registry	2016/17	2015/16
Number of participating sites	31	29
Number of patients on Registry	1,853	1,600

¹ This includes epidemiological and basic research studies.

statement of financial position

as at 30 june 2017

Assets	2017	2016
Property, plant and equipment	\$10,807,492	\$10,564,782
Cash and cash equivalents	\$533,159	\$914,684
Trade and other receivables	\$602,177	\$493,035
Other financial assets	\$1,639,118	\$1,434,721
Prepayments	\$133,096	\$143,062
Investments	\$10	\$10
Total Assets	\$13,715,052	\$13,550,294

Liabilities	2017	2016
Borrowings	\$3,528,686	\$3,579,790
Trade and other payables	\$792,230	\$617,677
Short term provisions	\$499,997	\$458,514
Other liabilities	\$318,970	\$498,499
Total Liabilities	\$5,139,883	\$5,154,480

Net Assets	\$8,575,169	\$8,395,814
-------------------	--------------------	--------------------

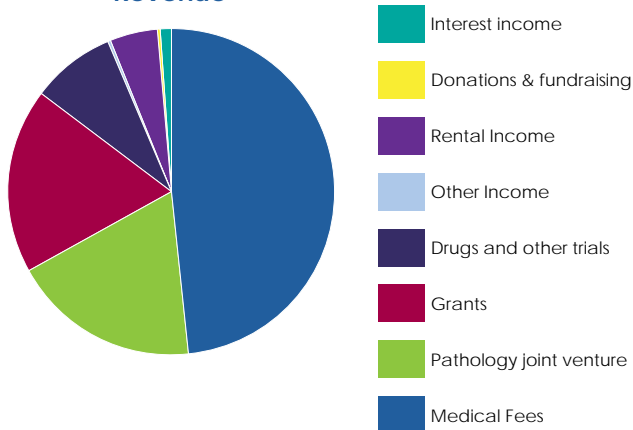
(1) Full audited accounts are available on request or can be downloaded from our website.

(2) The auditors for the Skin & Cancer Foundation Inc. are Seward Dawson Chartered Accountants.

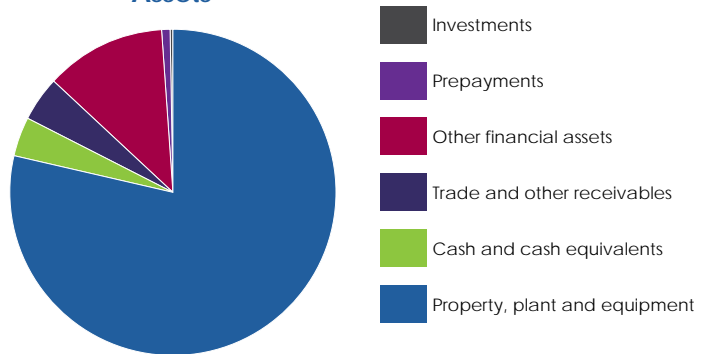
statement of financial performance

Revenue	2017	2016
Medical fees	\$3,298,334	\$3,093,944
Pathology joint venture	\$1,259,126	\$1,271,097
Grants	\$1,248,937	\$1,378,136
Drugs and other trials	\$563,892	\$633,018
Other income	\$20,301	\$135,306
Rental income	\$319,528	\$322,267
Donations & fundraising	\$35,349	\$55,678
Interest Income	\$58,720	\$65,991
Total Revenue	\$6,804,187	\$6,955,437
Expenditure	2017	2016
Bank charges	\$17,457	\$17,119
Depreciation expense	\$146,569	\$166,958
Employee benefits expense	\$5,171,356	\$4,883,067
Finance costs	\$162,419	\$222,139
Insurance	\$59,937	\$57,183
Leasing costs	\$42,979	\$61,939
Centre expenses	\$414,047	\$421,226
Occupancy costs	\$276,924	\$257,598
Office expenses	\$128,398	\$120,358
Other expenses	\$374,956	\$498,666
Professional fees	\$90,650	\$97,327
Total Expenditure	\$6,885,692	\$6,803,580
Operating Profit	(\$81,505)	\$151,857
Other Income/(Expenditure)	-	-
Net Profit/(Loss)	(\$81,505)	\$151,857
Other Comprehensive Income/(Expenditure)	\$260,860	-
Total Comprehensive Profit/(Loss)	\$179,355	\$151,857

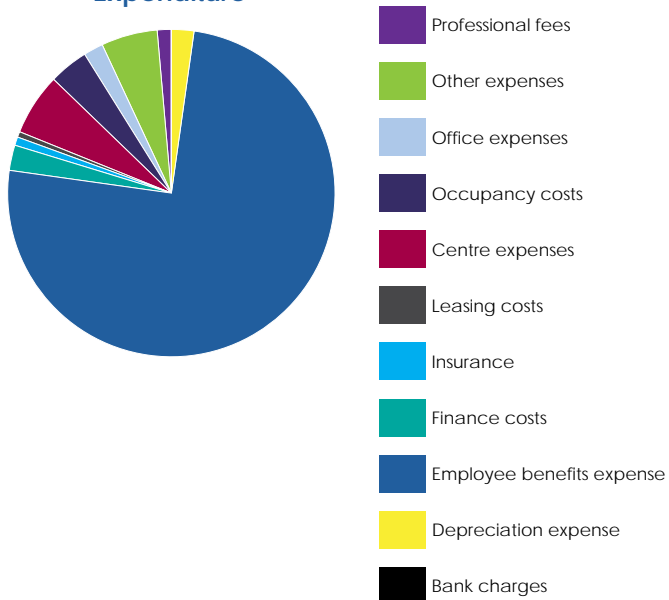
Revenue



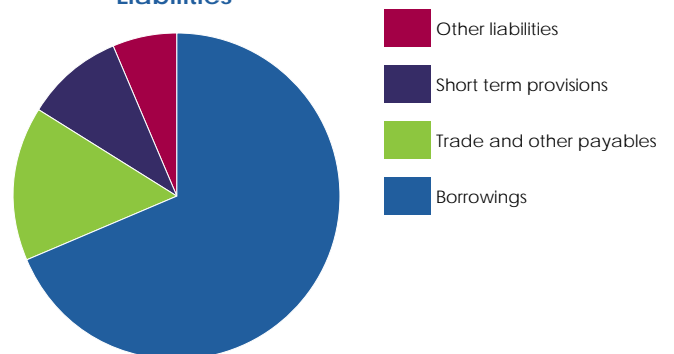
Assets



Expenditure



Liabilities



Performance

The total net comprehensive income, or surplus, was \$179,355 for 2017 compared to \$151,857 for 2016 being an increase of \$27,498.

The net operating loss from operations was \$81,505 for 2017 compared to a net operating surplus of \$151,857 for 2016 being a decrease of \$233,362.

The difference between the net operating loss of \$81,505 for 2017 and the total net comprehensive income of \$179,355 for 2017 is a result of a revaluation increment of \$260,860 for the property located at 80 Drummond Street, Carlton.

The Foundation generated total income of \$6,804,187 for 2017 compared to \$6,955,437 for 2016 being a decrease of \$151,250.

The principal sources of increased revenue were:

- Private clinic fees (up \$95,202)
- Medical fees (up \$93,753)
- Investment income (up \$58,154)
- Meeting and conference fees (up \$38,961)
- Other clinic fees (up \$38,017)

The principal sources of decreased revenue were:

- Australasian Society for Cosmetic Dermatology (down \$118,738) as the conference was moved to 2017/2018
- Grants (down \$84,295)
- Day procedure centre fees (down \$79,006), however picked up in private clinics which are primarily surgical
- Donations and fundraising (down \$56,357)
- Drugs and other trials (down \$69,126)
- Pathology distribution (down \$16,985)

Total expenditure was \$6,885,692 for 2017 compared to \$6,803,580 for 2016 being an increase of \$82,112.

The principal source of increased expenditure was employment costs (up \$288,289). This included payments and back pays associated with a new EBA for the nursing team.

The principal source of decreased expenditure was finance costs (down \$59,720), associated with negotiation of new loan agreement and reduced rates.

Borrowings

Prepaid income represents \$321,269 of total liabilities, being funds received in advance for next year. The major amounts included \$90,948 from Melbourne Pathology, \$58,067 from the Australasian College of Dermatologists and \$54,605 from Akaal.

The Foundation's cash flow enabled a further reduction of the property loan to \$3,296,188.



Many individuals and organisations contribute in a variety of ways to support the Foundation each year.

The support of our dedicated volunteers, donors, other individuals, philanthropists, community groups and companies is critical to our work. Their advice and assistance, help and support does make an enormous difference and is genuinely appreciated.

The Foundation also thanks our member consultants, many of whom donate their precious time to provide clinical services, teach and conduct outstanding, world-class research.

AbbVie	Jac Phillips	Menarini
Advantage Salary Packaging	Jacaru	Moore Stephens
Allergan	Janssen-Cilag	Nicole Yap
Ansell	Joanna McMillan	Novartis Pharmaceuticals
Aspen	Joanna Young	Oraderm
Avant	Johnson & Johnson	Pierre Fabre
Bank of Melbourne	John Bullwinkel	Pierrick Boyer
Bayer	John Fitzgerald	Price Point Medical
Bioderma	Kabo Lawyers	Reefe Brighton
Brodie Young	Kate Roffey	Schülke
Celgene	King & Wood Mallesons	Solbari
Chris Allan	La-Roche Posay	Stratpharma
City of Melbourne	Laura Anderson	SunSmart
Cleaning Melbourne	Leo Pharma	The Wigs Cellar
Cosmétiques de France	Macpherson Kelley	Vaughan Bonny
Deborah Hutton	Macquarie Bank	Warner & Webster
Edgewise	Macquarie Group Foundation	We Care Charitable Trust
Ego Pharmaceuticals	Macquarie Insurances	
Eli Lilly	Macquarie Medical Systems	
Elyptol	Mail Boxes Etc	
Emma Cam	Mayne Pharma	
Galderma	Meda Pharma	
Giselle Stollznow	Melbourne Pathology	
Holly Ransom	Melbourne Skin Pathology	
Iress	Merk Sharp Dohme	

Significant innovations in the treatment, education and research into skin health are achieved through the Foundation and by its members. We make a difference for patients affected by skin disease, skin cancer and melanoma.

The Foundation is a not-for-profit organisation that has Deductible Gift Recipient (DGR) status. We have also been endorsed by the Australian Taxation Office for Charity Tax Concessions (CTC).

All donations of \$2 or more are tax deductible. Please donate at <https://www.skincancer.asn.au/donations>



Skin & Cancer Foundation Inc
Level 1, 80 Drummond Street
Carlton VIC 3053
t: +61 3 9623 9400
f: +61 3 9639 3575
e: info@skincancer.asn.au
w: www.skincancer.asn.au

ABN. 58 895 584 259
Registered Charity A 12501