



annual
report
2015-2016



Founded in 1987, the Skin & Cancer Foundation Inc is a not-for-profit charity that delivers specialist treatment, education and research for skin diseases, skin cancers and melanoma.

We are a highly specialised day hospital that cares for nearly 30,000 patients each year in our fully accredited, world-class clinical facilities.

We also deliver professional education for dermatologists and registrars, specialist training of visiting international medical graduates, workshops to upskill GPs and medical students, as well as a public education program aimed at improving skin health in the community.

The Foundation conducts clinical trials and world-class research projects that are published and presented internationally. We continue to lead and contribute to significant advancements in the treatment of skin diseases, skin cancer and melanoma.

Headquartered in Melbourne, the Skin & Cancer Foundation Inc has become Australia's centre of excellence in skin health, and home for dermatology.

our mission

- To provide world-class dermatological services and care for our patients.
- To provide and promote best practice in dermatology and dermatological surgery.
- To contribute to the education in dermatology of dermatologists, specialist trainees, medical students, general practitioners, other healthcare professionals and the community.
- To promote global outcomes by supporting and contributing to evidence-based practice and dermatological research.
- To sustain and develop the Foundation.

our values



contents

president.....	4
executive director.....	8
representatives.....	10
consultants	12
clinics	15
education.....	17
research.....	21
occupational dermatology research and education centre	25
australasian society for cosmetic dermatology (ASCD)	28
research publications & presentations.....	30
financials comparative statistics.....	34
statement of financial position	35
financial visual diagrams	37
financial commentary	38
supporters	39

president

Innovation in education, through the introduction of Australia's first Advanced Surgical Training program for dermatologists, national leadership in the focus and coordination of cosmetic dermatology education, through the Foundation's Australasian Society of Cosmetic Dermatology, and expanded patient services have been highlights for this year.

It is only fitting that two of Australia's leading dermatology educators and Foundation contributors, Associate Professor Rosemary Nixon and Dr Peter Sinclair, were recognised with the 2016 Members' Special Recognition Awards.

The year under review has seen excellence in the Foundation's clinical treatment of our patients, in the conduct of our world-class specialised medical research, and in the provision of education for our dermatologists, registrars in dermatology, GPs, and international medical graduates, as well as our community.

Clinical Care

As a tertiary referral clinic, the Foundation deals with the more complex patient cases. Our team of 53 dermatologists, 10 plastic surgeons, oral-mucosal specialists, psychiatrist, psychologist, nurses and other professionals, supported by a strong customer services team, collaborate to deliver best practice in the treatment of our patients.

During the year, we were able to treat over 29,000 patients through our 28 sub-specialty clinics. These clinics deliver highly-specialised services for patients with complex conditions. They provide world's best practice for our patients. This year, the Foundation introduced services to paediatric patients, in particular for consultations and minor treatments, including valued patch testing. Major procedures requiring general anaesthetic will continue to be referred to the Royal Children's Hospital. Our Vitiligo Clinic has also commenced an innovative skin grafting technique for the treatment of this disfiguring skin condition. Mohs micrographic surgery has now been implemented for appropriate melanoma patients.

Our clinics also provide unique training opportunities for our registrars in dermatology, which perhaps helps explain why Victorian registrars excel in their exams.

Our world-class care is enhanced by plastic surgeons working in partnership with our contingent of dermatologists and Mohs micrographic surgeons. Having the two specialties planning and collaborating on difficult surgical procedures ensures the best possible outcomes, clinically and aesthetically, for our patients.

Accreditation

The Foundation has been re-accredited by the National Safety and Quality Health Service Standards (NSQHS) body with two special commendations, one for governance, and the other for community engagement. This is an excellent result, with thanks going to Jane English and the accreditation team, and all staff for demonstrating ongoing compliance with standards. We strive to excel rather than

comply.

Education

This year the Foundation rolled out Australia's first Advanced Surgical Training course for dermatologists. This was designed to meet a growing demand for advanced surgical training under the supervision of Mohs' and plastic surgeons, which distinguishes the course as quite unique in Australia. Congratulations to Dr Johannes Kern, the first graduate from this intensive training program.

Pathology

During the year we were also delighted to announce the appointment of Dr Rod O'Keefe as our Director of Pathology. Dr O'Keefe's years of experience and his considerable reputation across both specialist areas of dermatology and dermatopathology ensure he is the ideal Director of Pathology for the Foundation and also for the Foundation's joint venture, Melbourne Skin Pathology.

As well as the considerable experience he brings to pathology diagnosis, Dr O'Keefe has also been a valuable contributor to the training and upskilling of Victorian dermatologists and registrars. We all learn from these training sessions, and patient outcomes in our clinics and across the state are improved as a result.

Awards

Excellence in education has been another cornerstone of the Foundation. The Foundation's 2015 dermatology graduates took out all but one of the graduating awards at the Australasian College of Dermatology's Annual Scientific Meeting - a significant reflection of the quality of education, attention and resources registrars receive while training at the Foundation.

Training includes regular classes in dermatopathology, Skin Schools (compulsory classes for registrars), Foundation Updates and Clinical Meetings, which we organise on behalf of the Faculty. Altogether, 59 education sessions were conducted at the Foundation during the year, with 1,391 attendances.

ASCD

We have also been proud of the Foundation's leadership in focussing on the development of the training program being delivered by the Australasian Society of Cosmetic Dermatology (ASCD), led by Associate Professor Greg Goodman. Safe and quality cosmetic services are essential to the community. The ASCD commenced in 2014, and has started delivering mini-symposia in late 2015 and into 2016, featuring a number of topics. A comprehensive and amusing look at technologies and practice, with Drs Phil Bekhor, Hugh Roberts and Michael Rich discussing their experience and advice, was well received. An earlier session last October had excellent presentations by renowned Plastic Surgeons, Angela Webb, Miki Pohl and Jeremy Richardson on optimising the cosmetic outcome of excisional and



reconstructive surgery.

Substantial programs in cosmetic dermatology were also delivered at the three last Australasian College of Dermatology's Australian Scientific Meetings. These were very well attended by dermatologists, dermatology nurses and other guests. A number of international speakers presented, indicating the reputation of the Australian dermatologist leaders in this field. An expanded education program is planned for 2016/ 2017.

Online Learning

Thanks to the generous support of the Macquarie Foundation, in mid-2014 we established a joint program with our sister foundations in Sydney and Queensland, which is administered at the Foundation in Melbourne, called the National Education Office. We now webcast most of our education sessions through a secure online channel, available to all Australian dermatologists and registrars. Recordings of the webcasts are then filed in our online library for later research and education. Our online library, currently featuring 186 videos have been accessed over 11,859 times during the year, and 1,085 educational videos have been played. These are remarkable statistics that clearly demonstrate the effectiveness of this online training resource for Australian dermatologists and registrars in dermatology. Our thanks must also go to the College Victorian Faculty for its ongoing collaboration in relation to the education conducted at the Foundation and to the many sponsors who have continued to support this valuable program.

Workshops

For many years, our Patch Test Training Days have been a staple element of the College's Annual Scientific Meeting focussing on contact dermatitis. Demand for the one-day professional training session, developed by our Vice-President Associate Professor Rosemary Nixon, has now required a further session being held each year. This has been matched with an equally impressive increase in our patch testing service, with substantially more packs being sent to doctors across Australia.

We are also proud of our training for GPs in the diagnosis and management of various skin issues and skin cancers that are commonly presented by patients to GPs. We deliver interactive

workshops and lectures regularly throughout the year to upskill GPs, and they invariably leave behind glowing testimonials. Full credit must go to Dr Alvin Chong for his efforts in preparing and delivering these one and two day workshops.

Public Education

Our public education program is, of course, a critical element of our investment in community health. The Foundation's Healthy Skin Awards generates ever increasing interest in all corners of Australia and this year's Awards were won by national and local companies and organisations.

We also held a number of patient information sessions to share the latest on various skin conditions with patients and their carers, and other healthcare professionals. We appreciate the time and effort contributed by consultant dermatologists and registrars to help make these sessions such a success.

This year, we joined forces with the Melanoma Institute Australia to create the Melanoma March Melbourne. By combining our two successful fundraising events – the March Against Melanoma and the Melanoma March – we hoped to raise more money for melanoma research and increase melanoma awareness. The 2016 Melanoma March Melbourne raised over \$140,000 for melanoma research, contributing to a national tally of over \$800,000. That was a remarkable success.

Research

This is our third pillar of excellence.

The Foundation conducted 23 separate clinical trials during the year under review, as well as two epidemiological research studies covering a range of skin conditions. For many years the Foundation has also been managing the Australasian Psoriasis Registry, a database of over 1,600 patients administered through 29 centres spread across Australia and New Zealand. The APR is now supplying dermatologists with valuable tools to assist with the treatment and care of their patients, and some quite interesting research data. This data is being analysed and the research published in peer reviewed scientific journals.

Our Contact Allergen Bank has become extraordinarily popular and, when coupled with the Australian Baseline Series, now generates significant research content and great resources for training and education. The research being generated from within our Occupational Dermatology Research and Education Centre (ODREC), led by Associate Professor Rosemary Nixon and her team, continues to attract attention from around the world. The ODREC team's recent work on dermatitis in healthcare workers, clinical trials with a known nickel allergy, and the continuing high rates of allergic contact dermatitis caused by the use of methylisothiazolinone (MI) have been of particular interest.

"I have attended many hospitals and medical centres in recent years and without any doubt your services were the best that I have experienced."
(Patient, April 2016)



Given its significance, it is no surprise that the Foundation is actively involved in melanoma research. Dr Alvin Chong has had significant results researching the incidence of melanoma with transplant patients. We also fund Dr Victoria Mar's research on the areas of biomarkers with disease progression. The Foundation's research team has also been joined by Associate Professor Stephen Gilmore, who has brought a new approach with his specific research into the behaviour of melanoma.

All the above illustrate the Foundation's exemplary marks against any test as a centre of excellence. We can be proud of what we are achieving in our clinics, education and research to be Australia's centre of excellence in skin health, and the home of dermatology in Victoria.

Support

We were also delighted to welcome aboard two new Ambassadors, John Fitzgerald and John Bullwinkel. I must pay particular thanks to Brodie Young for his vibrant persona as MC at our last Healthy Skin Awards Night. I also want to thank those Ambassadors who actively contributed during the recent fundraising planning meeting. Our Healthy Skin Ambassadors provide us with valuable support in a variety of different ways, all of which contribute positively to our public education program, which is really appreciated.

All these results could not have been achieved without the wonderful support of my colleagues on the Foundation's Board. Jennifer Gale left the Board early in the year for other commitments. We were also sorry to see Kathryn Watt depart sometime later but delighted that she continues to support us by chairing our Governance Committee. We have also been delighted to have Jim Power, a partner at PwC, replace Jennifer as Treasurer, and Melbourne barrister, Danielle Hunter-Smith, take on the legal service member role on the Board. The Foundation is indebted to the service and support, the collective wisdom and guidance of all our Board members.

Much of our work could not have been undertaken without the generous support and assistance provide by our sponsors, supporters, donors and volunteers. Our education program receives substantial support from a range of organisations, and we acknowledge that support later in this Report. I should draw your attention to the list and thank those companies and individuals again for their support.

Our donors and volunteers know who they are, and they should know how much we appreciate their contributions too. They make a substantial difference to our efforts in the clinical care of our patients, education and research. Thank you.

I must also thank my fellow directors, as well as our Executive Director, Mr Chris Arnold, who brings a level of professional management, support, advice and dedication and his excellent management team.

The Skin & Cancer Foundation Inc would not be possible without the commitment of all the dermatologists who actively contribute to the treatment and care of our patients, the education, training and development of the profession and our research. This is unique to Australia and, to my knowledge, internationally. We thank you sincerely for your efforts.

We can be proud of what we have achieved as a centre of excellence in skin health and a home for dermatology.

Dr Michael Rich
President

Medical Photography

The year in review has been a busy one for the Foundation's Medical Photography Department.

With over 30,000 clinical services being offered at the Foundation throughout the year, the photography team was in high demand.

The Foundation's Medical Photography provides clinical imaging and support to our research, education and clinical services.

Our photographers work closely with dermatologists, surgeons and allied healthcare professionals to deliver high-quality clinical photography. We document and monitor a wide range of conditions seen at the specialised clinics at the Foundation, and patients referred by dermatologists and GPs.

Our team of three experienced medical photographers, Sofie, Caroline and Caterina, are highly qualified, hold a specialist Bachelor of Science degree and are members of the AIMBI (Australian Institute of Medical and Biological Illustrators and the IPT (Institute of Photographic Technology).

Sofie, Caroline and Caterina all have a wealth of experience in melanoma surveillance photography (mole mapping), scalp photography and general clinical photography. They tailor to the needs of the referring doctor and their patient, whether it is for the patient's record, or for a presentation or publication.

The year has been particularly busy at the Foundation for Caterina, who has generously supplied her artwork for our Members & Staff Gallery – an exhibition of work by the Foundation's dermatologists, registrars and other staff members. The Gallery is a wonderful opportunity for everyone at the Foundation to see Caterina's talent as a creative photographer, not only a medical photographer.



"I completed a Bachelor of Science at Curtin University in Perth in 1997 and went on to form a career in Cytology as a Medical Scientist, as well as Medical Imaging for Bone Densitometry. After nearly a decade in Medical Science I went on to complete an Advanced Diploma of Photography at Photography Studies College in Melbourne in 2013. Merging these two disciplines through Medical Photography has been a fantastic way of working in two fields I love at the same time.

– Caterina Fizzano, medical photographer

"I really enjoy interacting with so many different people each day, and to be able to help them. Every element of medicine is important, and it's nice to think the images could help the patient in the future, to assist doctors in training and even in the educating the public."

– Sofie Muceniekas, medical photographer

"I enjoy being able to use my skills to aid medical diagnosis, recovery and overall improve health. Half of the role of a medical photographer involves working and interacting with patients from all kinds of backgrounds and ethnicities. I love having the opportunity to meet and interact with different people every day."

– Caroline Harding, medical photographer

executive director

Investment in additional clinical services, structural change to greater support consultants, re-accreditation, and leadership in national education have been our major focus for the year. This has still enabled a further reduction in the Foundation's property loan and produced a modest surplus.

Member and Clinic Focus

One of our priorities during this past year has been developing support for each of our specialised clinics, particularly to meet the specific requirements of the consultant dermatologists. We have established a nursing and an administrative coordinator for each clinic, who will work directly with the respective consultants. These groups are now achieving what is essentially a personalised practice group that meets the requirements and needs of the consultant in order to deliver better outcomes for our patients.

Our new clinical groups are supported by a small Clinical Management Team that aims to identify and promptly deal with any emerging issues, and the planned introduction of future clinics, services or protocols.

This year we have also expanded opportunities for consultants who undertake Foundation Clinics to also conduct selected private clinics using the Foundation's facilities, when available. It has been pleasing to see uptake not only by dermatologists but also by plastic surgeons.

The Foundation is a fully-accredited Day Procedure Centre, and has concomitant private health fund benefits. This makes it cost effective for private patients and increases the utilisation of the Foundation's state-of-the-art facilities.

Simultaneously, the Foundation continues to offer general private clinic times to new Fellows who have recently commenced work at the Foundation. This supports new Fellows to gain confidence in private practice whilst working in a familiar and supportive environment. This approach ensures everyone benefits.

Clinical Information Systems

Those members who have had the experience of our current system will be pleased to know that the Board has approved the development and installation of a new clinical information system, using Clintel.

Six months of intensive evaluation of systems available on the market took place during the year involving a number of Foundation staff, particularly our IT Manager, Gerald Meyer-Heinrich. The new system will deliver superior patient services, with SMS reminders, individual clinic activity, financial measures and automatic synchronisation of financial data with the Foundation's accounting systems.

Development is progressing well, with implementation, followed by detailed testing, scheduled for late 2016.



National Agenda

Outside of the National Skin Centre in Singapore (which has substantial Government funding as Singapore's national dermatology outpatient centre), the Skin & Cancer Foundation Inc is the largest specialist dermatology centre in the southern hemisphere.

No other centre provides over 28 sub-specialty clinics, with 53 dermatologists working with eight plastic surgeons, an oral mucosal specialist, psychiatrist, psychologist and other registered healthcare professionals on a monthly basis.

The Foundation continues to develop its national focus.

The Healthy Skin Awards continues to reach out across Australia with its skin health messages. Federal Assistant Minister for Health, the Hon Ken Wyatt AM MP, joined leading dermatologists and other prominent medical practitioners, major sponsors, business and community leaders, and supporters of the Foundation at the special Awards evening, held at the Australian Centre for Contemporary Art (ACCA) in Melbourne last April.

The Healthy Skin Awards are presented to individuals and organisations who strive for excellence through the effective provision of skin health services and/or the promotion of skin health. The 2016 Award winners included Macquarie Life, King & Wood Mallesons, Community Chef, Solbari, and Melbourne United.

The Healthy Skin Awards Night has become one of the most important events of the year for the Skin & Cancer Foundation Inc, which has now been conducting the Awards for the last seven years.

The SHARC Report

In November last year, the Skin & Cancer Foundation Inc published the 2015 Skin Health Australia Report Card (the SHARC Report). This is a national population survey, commissioned by the Foundation, aimed at tracking attitudinal and behavioural changes regarding the skin health of the Australian population over time.

The 2015 SHARC Report revealed a range of issues regarding the skin health of our population, and has been presented to governments and policymakers across the nation, with a call to action from the Foundation. The 2016 SHARC Report has been commissioned, and is now being prepared for publication in Q4.



Partnership Programs

Aiming to provide reliable advice and support for those with chronic skin conditions, the Skin & Cancer Foundation Inc has also developed a partnership program to support national chronic skin disease support groups. We have supported a variety of these groups in a number of different ways including the provision of offices and support facilities through to promoting and hosting patient support meetings. This support is being expanded with the support of a number of valued partners and sponsors, which is sincerely appreciated by all involved, particularly the patients and their carers.

Community Outreach

Our joint project with national disability group, Arts Access, has again seen a wonderful array of art work by disabled artists on the walls adjoining the consult rooms. This project provides artists with an opportunity to show and sell their works, and for the Foundation to benefit from a two-monthly rotating art show. A treat for all concerned: patients, consultants and staff. Thanks to Fiona Cook and her team from Arts Access. It is a great model and one I would commend to other organisations with blank wall space and a desire to contribute. Thanks also to our consultants and staff for their ongoing support for the Members and Staff Art Gallery, situated outside our Conference Room.

Melanoma March

Our collaborative efforts have paid special dividends with the Melanoma March Melbourne this year. Working together with the Melanoma Institute of Australia for the first time, we managed a very successful Melanoma March around Melbourne's iconic Tan track to raise melanoma awareness and remember those lost to the disease.

Over \$140,000 was raised by the Melbourne Melanoma March participants and supporters, which contributed substantially to the national tally of \$830,000. All proceeds are being invested into a national melanoma research database project. The Foundation will be participating on a national committee to drive this project forward.

Financials

We generated another surplus for the year under review. The net operating surplus from operations was \$155,615 which was quite similar to the \$189,151 achieved in the preceding year. Total revenue for the year was \$6.95m, with expenditure managed at \$6.8m.

The Foundation is financially very secure. At 30 June 2016, total assets of the Foundation were \$13.55m, and total liabilities were \$5.15m, leaving us with net assets of just under \$8.4m. During the year the property loan was reduced by a further \$123,000, and is now sitting at just over \$3.36m. Shortly, the Foundation will again go to the market to re-negotiate this loan, to obtain the best financing deal possible.

Our joint venture, Melbourne Skin Pathology, continues to provide strong and significant support to the Foundation, through education sessions for registrars to financial support, all of which greatly benefits the ability to deliver Foundation services and activities.

Acknowledgements

The Foundation would not exist without the support it has received over the years from so many different individuals and organisations. We sincerely thank them for their support. It has allowed us to improve, to develop and expand our patient services, the training of our specialists and the research we have been able to conduct. Your help has made a difference, and has certainly been appreciated. I can only recommend to readers that they consider our list of sponsors and supporters later in this Report.

Our member dermatologists are the real keystone of the Foundation. So many of you contribute so much in so many different ways. I thank you sincerely for those contributions.

We also sincerely appreciate working closely with the ACD's Victorian Faculty and its leadership group, led by President, Dr Belinda Welsh and Director of Training, Dr Gayle Ross. It has always been a pleasure dealing with all of you.

The Foundation is a better place for the support of all its member dermatologists, and we are certainly grateful for their patronage.

Whilst our Board is purposefully assorted, it has deliberated consistently and constructively with a clear focus. I greatly value their guidance and advice, and their highly professional approach. My thanks also to the Medical Director, Dr Mei Tam, Director of Pathology, Dr Rod O'Keefe, Director of Research, Associate Prof Peter Foley and ODREC Director, Associate Prof Rosemary Nixon. Your support and wisdom is very much appreciated.

I am very grateful for the staunch support of the Foundation's management team, including Peter Monaghan, Jane English, Catherine Bennett, Sue Edwards, Gerald Meyer-Heinrich, Christine Zahren, Dana Middleton, Simon Cumming, Karin Morris and all our dedicated excellent staff. I have always appreciated their passion, focus, loyalty and steadfast approach. They are a privilege to work with.

Looking ahead is not only the role of the fortune teller - it is our task as professionals. The year ahead will certainly be interesting, with the rollout of our new information system and additional expansion of services. Watch this space.

Chris Arnold
Executive Director

representatives

Patron

H.E. the Governor, the Hon. Linda Dessau AM

Board

Dr Michael Rich, President

Associate Professor Rosemary Nixon
Vice-President, Director, ODREC

Dr Edward Upjohn, Vice-President

Mr Chris Arnold, Executive Director

Associate Professor Peter Foley, Research Director

Dr Mei Mui Tam, Medical Director

Associate Professor Chris Baker

Mr Miklos Pohl

Dr Hugh Roberts

Ms Kathryn Watt *(till Sep 2015)*

Ms Danielle Huntersmith *(from Oct 2015)*

Ms Jennifer Gale *(till Jul 2015)*

Mr Jim Power *(from Oct 2015)*

Ms Meryn Pratt

Associate Professor Gregory Goodman
Advisor and Chief of Surgery

Dr Patrick Mahar, Registrar representative *(till Apr 2016)*

Dr Sarah Hannam,
Registrar representative *(from May 2016)*

Sub-Committees

Governance

Ms Kathryn Watt, Chair

Mr Andrew Farr *(till Sep 2015)*

Associate Professor Chris Baker

Mr Chris Arnold

Ms Danielle Huntersmith *(from Oct 2015)*

Finance, Audit, and Risk Management

Mr Jim Power, Chair

Dr Mei Mui Tam

Mr Chris Arnold

Melbourne Skin Pathology

Associate Professor Chris Baker

Associate Professor Peter Foley

Dr Michael Rich

Mr Chris Arnold

Mr David Pinkus

Mr Rob Morgan

Dr Sant Khan

Quality and Credentialing Committee

Dr Mei Mui Tam, Chair

Mr Chris Arnold

Ms Angela Webb

Ms Jane English

Dr Tim Rutherford

Dr Shobha Joseph

Mr Simon Cumming

Management

Mr Chris Arnold, Executive Director

Ms Catherine Bennett,
Deputy Clinical Operations Manager

Simon Cumming, Data Manager

Ms Sue Edwards,
Patient and Customer Services Manager

Ms Jane English, Clinical Operations Manager

Mr Gerald Meyer-Heinrich,
Information Technology Manager

Ms Dana Middleton,
Clinical Trials Manager *(from May 2016)*

Mr Peter Monaghan, Director, Corporate Affairs

Ms Karin Morris, Accounts Manager

Ms Christine Zahren, Clinical Trials Manager *(till May 2016)*

Ambassadors

Laura Anderson

Vaughan Bonny

John Bullwinkel

Emma Cam

John Fitzgerald

Deborah Hutton

Dr Joanna McMillan

Holly Ransom

Kate Roffey

Dr Bertold (Bert) Salomon

Brodie Young

Australasian Psoriasis Registry

Since data was first collected for the APR in 2008, over 1,500 psoriasis patients have been recruited through 29 centres across Australia and New Zealand. The Registry has now accumulated 21,050 consultation records (up from 17,300 last year), 10,680 treatment records (9,100) and 17,475 PASI results (14,375).

These statistics show that the Australasian Psoriasis Registry (APR) continues to grow steadily.

The Registry is now delivering valuable data for research. For example, the APR has revealed there is a substantial difference in the initial diagnosis of psoriasis for men and women in Australia. It appears males are diagnosed with psoriasis almost five years later than females (median age at diagnosis was 24.7 years for males and 20 years for females).

Recently, data from the APR has also provided further evidence about the link between psoriasis and other diseases and conditions. Each patient on the APR has an average of 2.1 co-morbidities. A significant result given the importance of co-morbidities in psoriasis patients. Less than a quarter of patients on the registry have no recorded co-morbidity.

Obesity is by far the most common co-morbidity in the APR patients, with over 50% of patients being obese. A further 35.7% of patients are overweight.

Other co-morbidities recorded in male and female psoriasis patients on the APR have included:

- Depression - 16.4% of patients
- Hypertension - 23.6% of patients
- Hyperlipidaemia (abnormally high levels of fats, such as triglycerides or cholesterol, in the blood) - 19.8% of patients
- Diabetes - 11.3% of patients
- Non-melanoma skin cancer - 9.4% of patients
- Liver disease - 8.2% of patients

The APR now provides extensive assistance for practitioners to join the APR and contribute data.

By joining the APR, hospitals and dermatology practices can help us to learn more about psoriasis in Australia and New Zealand, including information on co-morbidities in psoriasis patients, and ultimately, improve patient care and the quality of life for people with psoriasis.

Hospitals and dermatology practices can arrange to have someone come to their site to demonstrate how the APR will collect their patients' data, and help to train users on data entry into the Registry. If you would like to contribute to this exciting research project, please contact Simon Cumming on (03) 9623 9451, or by email at scumming@skincancer.asn.au



Radiotherapy Upgrade Ensures The Foundation Remains A World-Class Facility



Our Radiotherapy Department substantially upgraded its treatment facilities in 2016, thanks to some significant patient donations.

"Radiotherapy is an excellent treatment option for patients of advanced age or those who are unfit for surgery," said consultant dermatologist at the Foundation, Dr Alvin Chong.

"It offers a good cosmetic result, especially if it means avoiding plastic surgery or prosthesis. It can also be used to take care of any residual microscopic disease."

Radiotherapy is an alternate treatment option to creams and surgery for patients with pre-cancerous and cancerous skin conditions. It can also be used to treat a range of conditions, including skin cancers, Bowen's Disease, Kaposi sarcoma, Keloid scars, and Mycosis fungoides.



Consultants are encouraged to refer patients to the Foundation for radiotherapy treatment. All radiotherapy courses are bulk-billed, and patients can be seen immediately as there is no waitlist.

New patients will initially be seen by Dr Michael Webster and can be referred through doctors attending other Skin & Cancer Foundation Inc clinics, or from dermatologists elsewhere. Treatment courses are usually started on the same day, in a caring and friendly environment, with radiation therapist, Susannah Kallady.

The upgraded facilities include a new procedure chair, which provides better positioning and more support for the patient leading to less movement and increased comfort. The ultra-modern procedure chair has quite versatile positioning, for improved accessibility and caregiver ergonomics - all leading to better patient care.

consultants

Advanced Surgery Clinic

Ms Namrata Anavekar

Mr John Beer

Mr Ajay Chauhan

Dr Rebecca Dunn

Ms Neela Janakiramanan

Dr Johannes Kern

Mr Nigel Mann

Ms Alenka Paddle

Mr Julian Peters

Mr Miki Pohl

Mr Jeremy Richardson

Dr Adam Sheridan

Dr Peter Sinclair

Ms Angela Webb

Aesthetics & Cosmetics Clinics

Dr Philip Bekhor

Associate Professor Greg Goodman

Dr Chris Jalilian

Dr Belinda Welsh

Biologics & Phototherapy Clinics

Dr Katherine Armour

Associate Professor Chris Baker

Associate Professor Peter Foley

Dr Shobha Joseph

Dr Phillip Lane

Dr Rose Mak

Dr Matheen Mohamed

Dr Alice Rudd

Contact & Occupational Dermatitis Clinics

Dr Nishan Amerasinghe

Dr Jenny Cahill

Dr Adriene Lee

Associate Professor Rosemary Nixon

Dr Mei Mui Tam

Dr Bruce Tate

Grenz & Radiotherapy Clinics

Dr Cate Scarff

Dr Michael Webster

Hair & DCP Clinics

Dr Jill Cargnello

Dr Jack Green

Dr Olivia Milne

Dr Pooja Sharma

Dr Alana Tuxen

Hyperhidrosis Clinic

Dr Vanessa Morgan

Dr Kamaldeep Sandhu

Laser Clinic

Dr Matthew Palmer

Dr Michael Rich

Dr Edward Upjohn

Liaison & Psychology Clinics

Ms Seba Biondi

Dr Melissa Thomas

Dr Josie Yeatman

Melanoma Clinic

Dr Chris Jalilian

Dr Michael Rich

Dr Hugh Roberts

Dr Diana Tran

Men's Health Clinic

Dr Tony Hall

Mohs' Surgery Clinic

Dr Philip Bekhor

Associate Professor Greg Goodman

Dr Vanessa Morgan

Dr Tim Rutherford

Dr Eugene Tan

Dr Edward Upjohn

Nail Clinic

Dr Hope Dinh

Dr Anne Howard

Dr Johannes Kern

Dr Marguerite Seith

Oral Mucosal Clinic

Dr Ellen Ma

Dr Erin Poon

Dr Julia Rhodes

Dr Jonathan Tversky

Dr Tami Yap

Photodynamic Therapy Clinic

Dr Kamaldeep Sandhu

Private Clinics

Mr John Beer

Associate Professor Stephen Gilmore

Mr Jeremy Richardson

Dr Tim Rutherford

Dr Kamaldeep Sandhu

Dr Pooja Sharma

Skin Cancer Management Clinic

Associate Professor Stephen Gilmore

Dr Michelle Goh

Dr Victoria Mar

Specialist Skin Assessment & Skin Cancer Clinic

Dr Rebecca Dunn

Associate Professor Stephen Gilmore

Dr Michele Goh

Dr Claire Grills

Dr Lloyd Hale

Dr Victoria Mar

Dr Hugh Roberts

Dr Mei Mui Tam

Teledermatology Clinic

Mr John Beer

Dr Alvin Chong

Transplant Clinic

Dr Sarah Brennand

Dr Carol Burford

Dr Alvin Chong

Dr Johannes Kern

Dr Michelle Goh

Dr Niyati Sharma

Vitiligo Clinic

Dr Des Gan

Dr Shally Gupta

Dr Adrian Mar

Dr Michelle Rodrigues



"My experience at the Skin & Cancer Foundation Inc was amazing. I was extremely worried about my skin cancer and it came at a very difficult time but I found everything at the Clinic completely reassuring. The whole process and sequence of seeing people was very efficient, with virtually no waiting. At each stage I was told what would be involved and what to expect and I was given someone to contact should I have questions or concerns. Most importantly, I had complete confidence in all the staff."

(Patient, July 2016)

clinics

Strong growth in patient treatments, the introduction of advanced surgical training with other additional services, the onboarding of new staff and functional approach, together with an increase in private consulting has seen another successful year in the provision of our medical services.

During 2015/2016, the Foundation provided over 29,000 patient services. Expanded services include the introduction of paediatric consultations and treatment, an additional monthly melanoma clinic, and a larger number of dermatologists attending the hair, oral mucosal, transplant, laser and biologics clinics. The partnership of private clinics has also supported our referral base for those requiring access to our other specialist services and treatments.

As reported earlier, the Foundation also introduced Australia's first advanced surgical training course for dermatologists. This was in response to the demand of further surgical training under the supervision of both Mohs' and plastic surgeons. Dr Johannes Kern has completed the training requirements and Dr Ryan De Cruz is currently participating. We have also been host to Dr Aaron Tan, a dermatologist from Singapore who has been gaining experience in both Mohs' and advanced surgery since February this year.

A further illustration of excellence in our clinical work is that our team also commenced using Mohs' micrographic surgery for the treatment of melanoma. This has been remarkably successful, and also minimises aesthetic impact on the patient.

Paediatric patients are now seen by our clinics and many treatments, including patch testing, are provided. Major treatments, including surgery, continue to be referred to the Royal Children's Hospital where general anaesthetic is available.

Non-cultured epidermal grafting was undertaken to treat vitiligo for the first time at the Foundation late last year. I wish to acknowledge the work of consultant dermatologists Drs Adrian Mar, Des Gan, Shally Gupta and Michelle Rodrigues, and nurses Catherine Bennett and Grace Meister in their endeavours to provide a comprehensive approach to the management of vitiligo. Thanks also to Dr Adrian Mar for the co-ordination of equipment including the required incubator.

Patients have continued to provide us with very positive feedback over the past twelve months. Patient satisfaction is about more than just delivering a service, but also shaping our care. All of our staff can be proud of having maintained and developed such a high level of care and compassion toward all the patients and customers who come through our doors.

Over the past twelve months we have welcomed the following dermatologists: Associate Professor Steve Gilmore and Dr's Alana Tuxen, Julia Rhodes, Niyati Sharma, Anina Fitzgibbon and Rose Mak. Nurses June Henderson, Rochelle Dare, and Elle Barry joined the clinical staff, as did Sofia Azim (biologics) and Caterina Fizzano (medical photography).

We also wish to acknowledge the contributions of staff who left us during the same period: Clyde Reilly, Bruce Abaloz (Medical Scientists), Cathy Kenny (nurse) and Amy Khong (Medical Photographer). Together they have provided a total of over 36 years of service to the Foundation. We also thank Dr Lloyd Hale for his services over past years to the Skin Cancer Management Clinic.

The Skin & Cancer Foundation Inc successfully achieved all 10 of the National Health and Quality Health Service (NHQHS) Standards in March. We also received merits for Standard 1: Governance for Safety and Quality in Health Service Organisations and Standard 2: Partnering with Consumers. The accreditation process has taken an extraordinary amount of work and the team are to be congratulated for their contribution.

For some time, the current clinical information system has not kept pace with the growth and complexity of the Foundation's operations. A substantial and diligent six month review of clinical information systems has led to the selection of new system, Clintel, which will be adapted to the Foundation's specific needs and rolled out by end of 2016. The Board has committed \$100,000 to this project.

The commencement of the year also saw the introduction of clinical co-coordinators for each of the clinics. This has involved administration and nursing staff developing and implementing specific functions for each clinic to ensure optimal customer service and team support. Outcome measurements, including improvement opportunities, patient feedback and incidents are addressed via review at the Clinical Management Team, management group, Credentialing and Quality Committee and the Foundation's Board. This provides a broad scope of stakeholders to have direct input into provision of service.

My sincere thanks to all the team, whose endeavour and commitment is a constant source of motivation. The standard of care and professionalism displayed is a credit to all of them.

Dr Mei Mui Tam
Medical Director



"I have had multiple sensitive and extensive procedures done at the Foundation. The facility is meticulous, the staff are superior and use state-of-the-art techniques for superior outcomes and are so dedicated and cheerful towards their patients. Thank you so much, I am very grateful."
(Patient, Jan 2016)

education

Education across a wide variety of areas has been both innovative and effective. Together with clinical care and research, it is one of our primary functions and we are attaining excellence with the results.

There are a range of elements in our education program. These include Skin Schools, Foundation Updates, Clinical Meetings, GP Workshops, ASCD symposia, pathology tutorials, public education and patient information evenings. These are all professional, formalised shared learning sessions aimed at improving skin health outcomes in our society.

Registrar Training

Registrars are an integral part of the Foundation's reputation as the home for dermatology, which is why we place so much emphasis on their training. We provide registrars with unrivalled access to leading consultants and specialists in clinics and surgery, dedicated study facilities, library, office resources and administrative support. This training is complemented by Skin Schools, lectures delivered by senior dermatologists. There were 12 Skin School sessions held during this period and 42 dermatopathology tutorials. Registrars also attend Clinical Updates and Foundation Updates, all of which are organised by the Foundation.

The Foundation provides registrars with Australia's best dermatology training. Both the Faculty and other Victorian hospitals offer workshops and tutorials for registrars, however the Skin & Cancer Foundation Inc strives to make sure its registrars are trained by world-leaders, in a world-class facility, providing unique experiences and skills development in our 28 sub-specialty clinics.

We supplement this by providing office and library facilities and staff support for their own research and study. The Foundation gives them a home to meet, collaborate, study and work closely with leading consultants and other trainees, as well as specialists from other fields such as plastic surgery.

This has been an important investment by the Foundation, and it has been paying dividends. Not only did all our final-year registrars pass their exams, but they won all but one of the dermatology registrar awards - a significant reflection of the attention and support registrars receive while training at the Foundation. Congratulations to Drs Julia Rhodes and Chris Heyes who were joint-recipients of the Australasian College of Dermatologists Travelling Fellowship Award. Dr Rhodes also won the Medal for Medical Dermatology, and Dr Heyes the Medal for Procedural Dermatology. It was also delightful to see one of our first-year registrars, Dr Jane Li, win the President's Medal for Pharmacology and fourth-year registrar, Dr Emma Mooney, win the Adrian Johnson Memorial Prize.

Professional Development

Our education division organises all of the Faculty and Foundation seminars, tutorials, Skin Schools, Clinical Meetings and Patch Test Training Days as well as pathology tutorials. These are high-quality sessions that are collaboratively developed and delivered by senior consultants.

The **Australasian Society of Cosmetic Dermatology (ASCD)**, a division of the Skin & Cancer Foundation Inc, has also been successful with its professional education agenda. The ASCD attracted six international specialists to speak at the College's Annual Scientific Meeting (ASM), as well as some 240 delegates who participated in the ASCD's stream of educational sessions at the ASM.

The ASCD also held three mini-seminars at the Foundation during the year, each of which were webcast and enthusiastically received around Australia by ASCD members. (See separate ASCD report by Associate Professor Greg Goodman, President of the ASCD, later in this publication.)

A total of 92 education sessions were conducted during the year with 1,871 attendances. These included eight Foundation Updates, twelve Skin Schools, and nine Clinical Meetings, two Patch Test Training Days (see separate Report by Associate Professor Rosemary Nixon), three GP workshops, dermatopathology and other tutorials, including the three ASCD mini-seminars mentioned above.

Paul Eddington Scholarship

This is an annual scholarship funded by the Skin & Cancer Foundation Inc and named after the debonair British actor, Paul Eddington, who lives on with his roles in *Yes, Minister* and *Yes, Prime Minister*. Paul's rare skin condition (cutaneous T cell lymphoma, a type of haematological cancer that affects the skin) was diagnosed and treated by us and, as a result of our role in his management, he became a strong supporter of the Foundation.

The Paul Eddington Scholarship awards a grant to support newly-qualified dermatologists obtain skills and experiences overseas that will help them benefit patients of the Foundation. The winner of the 2015 Paul Eddington Scholarship was Dr Alice Rudd.

Dr Rudd used the funding to support her attendance at the American Academy of Dermatology conference where she took a special interest in sessions on biologics and cosmetic dermatology.

John Fewings Memorial Prize

Dr Fewings was a much-loved, young contact dermatologist, whose sudden death in 2002 had a significant impact on the Australian dermatology

community.

In 2003, the Skin & Cancer Foundation Inc established the John Fewings Memorial Prize to commemorate the late Dr Fewings' interest in contact dermatitis. The prize is awarded at the Australasian College of Dermatologists' Annual Scientific Meeting for the best paper in the Contact Dermatitis Symposium, with the winner receiving \$1,000 which is provided by the Foundation.

The 2016 John Fewings Memorial Prize was awarded to a research fellow at the Foundation, Dr Harini Rajgopal Bala, for her research on "Allergic Contact Dermatitis in Children". We can only applaud Dr Bala for this achievement.

National Education Webcasts

Many of our meetings are now webcast and recorded for later research and education purposes. Our online education resources have been funded by a grant from the Macquarie Foundation that has allowed us to work, through a joint national education agreement with the Sydney and Brisbane dermatology foundations, to extend this training to dermatologists and registrars in all states and territories in Australia. The webcasts and library are now also being trialled in New Zealand.

There are now 186 education videos in our secure online library. This has proved immensely popular with dermatologists and registrars in other states which do not have the same training resources available. During the year, the library has been accessed 11,859 times and the videos played 1,085 times - another testament to the quality of the Foundation's schedule of professional education.

GP Workshops

For many years the Foundation has been providing training for GPs, GP registrars and medical students, particularly in the areas of skin cancer and inflammatory diseases of the skin.

A large number of patients present to GPs with skin health issues, and GPs actively seek out further education in dermatology. The Foundation is keen to continue upskilling GPs in the early diagnosis, treatment and management of these cases.

During the period under review, the Foundation organised three GP Workshops with over 200 participants covering skin cancer and inflammatory skin diseases. These were developed and coordinated by Dr Alvin Chong, Consultant Dermatologist at the Foundation and Senior Lecturer in Dermatology at the University of Melbourne. Dr Chong had considerable support from other Foundation members including Drs Adrian Mar, Edward Upjohn, Chris Jalilian, Michele Rodrigues, Niyati Sharma, Hugh Roberts,

John Su, Lauren Young, Matheen Mohamed, and Victoria Mar.

GPs attending these workshops have been glowing in their testimonials and the Foundation will continue to develop and extend the reach of our dermatology education for other registered healthcare professionals.

Public Education Program

Our program of public education reaches out widely to the community.

In November last year we commissioned and published the second annual Skin Health Australia Report Card (the **SHARC Report**). The SHARC Report analyses and reviews a national population survey that measures attitudes and behaviours relating to the skin health of the Australian population.

The results of the 2015 SHARC Report showed that a large number of Australians are still risking skin cancer and melanoma. Over 60% of respondents were unexpectedly sunburnt in the last two years, and 30% ignore the UV Index. More remarkable was the fact that 51% have no concerns about skin cancer or sun spots.

The SHARC Report also highlighted the number of Australians who have been affected by skin health issues. Of those surveyed, 11% reported missing work during the previous year because of a skin condition; a third of all 25 – 34 year olds have a skin condition that influences their choice of clothes, and 14% of respondents reported that a skin issue interferes with their daily life.

The Foundation has used the 2015 SHARC Report to advocate the need for awareness, action and urgency in public policy response. The Report received extensive publicity across the nation, and the Foundation submitted the research report to all Australian governments and parliamentary leaders with a call to action. The SHARC Report has also been cited by a number of other groups, more recently by the Australasian College of Dermatologists when launching their *A-Z of Skin*, their online directory of skin conditions.

The year also saw the Foundation join forces with the Melanoma Institute of Australia and the Melanoma Patients Association for the **Melanoma March Melbourne**. This year's March marked the 10-year anniversary of the March Against Melanoma (formerly the March for Melanoma). The purpose of the Melanoma March Melbourne has been to raise community awareness, promote the prevention of skin cancer and melanoma, remember those lost, and raise funds for melanoma research.

This year's Melanoma March Melbourne attracted a record

"Your facility is a beacon of light for those of us who suffer from skin problems. Keep up the good work! We need you!"

(Advanced Surgery patient, July 2016)

crowd, with over 2,000 people marching at Melbourne's iconic Tan Track at the Botanical Gardens. It also raised over \$140,000, contributing to the \$800,000 raised in other marches held across Australia. Funds raised will be applied to a national project to develop a broad-based melanoma database to improve information available for research and treatment.

Supporting patients and their carers has been another focus for our public education program. We held a number of **patient information meetings** during the year, including sessions dealing with psoriasis, vitiligo and stress management. The sessions have included the opportunity for patients to network amongst themselves and with our specialists to share information, and hear about the latest research and treatment options.

The Foundation's **Healthy Skin Awards** continue to raise awareness and promote healthy skin practices in the wider Australian community. The Awards are in their seventh year, and have matured to the extent that they are now presented at their own special awards night.

The Foundation has also extended the reach of these Awards to all Australian States and Territories. The Healthy Skin Awards ultimately acknowledge and recognise employers and other groups throughout Australia who have supported and encouraged 'best practice' in skin health. They promote healthy skin – a basic ideology of the Skin & Cancer Foundation Inc.

The Foundation also provides extensive online information for families and individuals and has an active **digital media** presence promoting these resources. We have been proud to provide an online guide called *Healthy Skin through the Ages*, which is an outline of the common skin problems people experience, from babies to the elderly. A range of other pages provide simple, clear and authoritative information on a range of skin conditions that we continue to expand on. Some of these prove to be very popular, for example our *Learn About Vitiligo* page receives over 3,000 hits per month.

The Foundation continues its support for the Victorian Government's Skin Cancer Prevention Framework Committee, with our Executive Director, Chris Arnold representing the Foundation as a member of that Committee.

The Foundation undertakes a comprehensive digital media strategy to provide helpful information aimed at improving skin health in the wider community. Our social media campaigns have occasionally attracted extraordinary attention, particularly one post during the last summer holidays which offered advice on treating sunburn. The post generated an unexpectedly large volume of traffic to our website feature on treating sunburn. Interestingly, 94.91% of the visitors were middle aged women – mothers caring for their children.

Acknowledgements

The development and delivery of all these high quality education programs and resources would not have been possible without the substantial efforts of the Victorian Faculty and our Foundation consultants, particularly Drs Gayle Ross (Director of Training at

the Victorian Faculty), Michelle Goh, Laura Scardamaglia, Olivia Milne, and Alvin Chong. Many others shared their expertise in particular areas through lectures and update presentations adding further to the considerable value of the education program we administer on behalf of the Faculty.

Our education program continues to evolve. The Foundation's principal focus has been to foster the collaborative, shared learning, and we are effectively developing its quality and reputation, as well as extending its accessibility to dermatologists and registrars across Australia.

2015 SHARC Report

This is a detailed research report on the attitudes and behaviours of the Australian population towards skin and skin health.

The Skin Health Australia Report Card (SHARC) was initially conducted in 2014. It was developed by the Skin & Cancer Foundation Inc to provide reliable empirical evidence of how Australians understand skin health, whether it has affected their quality of life, where they seek help and how they look after their skin.

The Skin & Cancer Foundation Inc commissioned the professional research and advisory firm, Stollznow Research, to conduct the national population survey. This work was again funded using an untied education grant from Galderma.

The results of the SHARC Report help the Foundation, and dermatologists, decide how we can direct our clinical, education and research resources to increase awareness and action to improve the nation's overall health.

A clear message from the 2015 SHARC Report was that we need more and better awareness of skin health issues, including how issues related to our skin affect our quality of life. We need to turn that awareness into action. And we need to act with the urgency these serious health issues require.

The 2015 SHARC Report was published by the Foundation on Tuesday, 10 November. Copies were presented to the Prime Minister and Leader of the Opposition, all State and Territory Premiers and Chief Ministers, as well as all State and Federal Health Ministers and Shadow Ministers and their respective Departments.

The Skin & Cancer Foundation Inc continues to urge the need for action and, at the time of preparing this Annual Report, work on the 2016 SHARC Report was well underway.





"I have had multiple sensitive and extensive procedures done at the Foundation. The facility is meticulous, the staff are superior and use state-of-the-art techniques for superior outcomes and are so dedicated and cheerful towards their patients. Thank you so much, I am very grateful."

(Patient, Jan 2016)

research

Expanded support for, and activity in, the Foundation's Research Division has produced excellent results during the year. Additional clinical trials, ODREC research, and new research in both melanoma and transplant patients have all featured. In addition, the Australasian Psoriasis Registry and ODREC databases have continued to expand, generating further meaningful data for our research.

Australasian Psoriasis Registry

Substantial activity and growth have been the hallmarks of the Australasian Psoriasis Registry (APR) during this last year.

A further 247 patients were added to the APR's database, including patients from two new sites across Australia and New Zealand. The number of patients on the Registry now stands at 1,600.

The APR had an additional 2,700 consultation records, including 900 treatment files, entered into the database. A further 2,375 PASI and 2,670 DLQI results were also recorded. Furthermore, the APR had an additional 4,500 pathology test results included.

These substantial numbers will allow the Registry to provide more reliable clinical research data regarding psoriasis sufferers in Australia and New Zealand. Several research papers have already been completed and others are underway.

In the long-term, this data will allow researchers and medical professionals to provide better care and improved health outcomes for people with psoriasis.

Clinical Trials

The core function of the Clinical Trials Department is to research and develop the best standard of care for individuals experiencing cancer of the skin, or skin conditions which warrant therapeutic intervention. The clinical research currently conducted within the Trials Department is predominantly sponsored by the biopharmaceutical and pharmaceutical industry. By participating in clinical trials, we can provide the general public an opportunity to contribute to research and therapeutics development, which may improve health outcomes and quality of life for people in the future. Access to the newest and most innovative medications, before they are available to the wider community, can also drive many people to seek out clinical trials in conjunction with their current medication, or as an alternative to their current standard care.

The past year has seen the Trials Department conduct a total of 23 clinical trials, two epidemiological research studies, and one basic research study, which involves blood donation by healthy volunteers, used by a local research laboratory to develop emerging drug therapies. This last year has seen a 30% increase in the total number of active studies conducted in the department when compared to the previous financial year. Approximately 65% of the research studies and trials conducted during the previous 12 months have included participants with a diagnosis of plaque psoriasis, nail psoriasis or psoriatic arthritis, 15% have included participants with a diagnosis of atopic dermatitis (eczema) and 20% have included participants with diagnosis of rosacea, acne, basal cell carcinoma and hidradenitis suppurativa.

The Trials Department is staffed by Director of Research and Principal Investigator, Associate Professor Peter Foley, Sub-Investigators Drs Claire Higgins and Harini Bala, Trials Coordinators Sara Collis, Stephanie Buchanan and Charlotte Harrison, and Clinical Trials Managers Dana Middleton and Christine Zahren. Associate Professor Chris Baker and Dr Alvin Chong have continued to support the Department as Study Investigators.

The Foundation is actively expanding its clinical trials activity and has recently created a new part-time role - Trials Strategy and Development Consultant - to drive this growth. Christine Zahren has commenced in this role, with Dana Middleton taking over from Christine as the new Trials Manager. The Trials Department staff continue to collaborate with other departments and clinics within the Foundation through the delivery of staff educational sessions.

Participant recruitment rates to clinical trials remains high this year, with the majority of trials conducted at the Foundation meeting or exceeding recruitment targets. Integral to this success is a continued collaboration with the online participant recruitment website Clinical Trials Connect. The monthly newsletter, *The Endpoint*, which is distributed widely amongst healthcare professionals, and the weekly *Dermblast*, which is distributed by email to Victorian Dermatologists and Registrars, continue to raise awareness of actively recruiting trials within the dermatological community. Thanks to our dermatologist members who continue to support the program through referral of patients identified as suitable for trials.

Many of the trials conducted within the Trials Department during the last 20 years have led to life-changing treatments

"All members of staff
are lovely, friendly and
professional."
(Patient, July 2016)

for a wide range of skin conditions, including psoriasis, rosacea and skin cancer. Successful treatments approved for use in Australia which were tested by our Clinical Trials Department include:

Drug/Treatment	Condition
Aldara	Basal cell carcinoma; Actinic Keratosis
Metvix PDT & Daylight PDT	Actinic Keratosis; Superficial basal cell carcinoma
Humira	Psoriasis; Hidradenitis suppurativa
Soolantra	Rosacea
Enbrel	Psoriasis; Psoriatic Arthritis
Picato	Actinic Keratosis
Secukinumab	Psoriasis
Apremilast	Psoriasis

The Trials team would like to thank the general public for their continued support and their dedication to and participation in clinical trials conducted at the Foundation. Research and trials undertaken by real people are a critical part of bringing new medications to life. Trial participants are the people who help develop the medicines of tomorrow.

Melanoma Research

The Foundation is actively involved with melanoma research and is soon to become an additional site for the Melbourne Melanoma Project (MMP). Collaborative projects run through MMP (Peter MacCallum, the Alfred, the Austin and Border Oncology) focus on biomarkers of disease progression (including genetic sequencing of the melanoma and detection of circulating tumor DNA) and immune responses to melanoma.

This is made possible by the collection of data, tissue and blood samples from patients presenting with newly diagnosed melanoma. The Skin & Cancer Foundation Inc looks forward to contributing to this project through our high risk follow-up clinics and skin assessment clinics.

There have been a number of exciting advances in melanoma therapeutics and management over the past few years. As such, the Cancer Council Australia Melanoma Clinical Practice Guidelines are currently being updated. Dr Victoria Mar has been involved as an author of the chapter 'Clinical features of melanoma' and Co-Author 'When is a sentinel node biopsy indicated', which will soon be available on the Cancer Council website (<http://wiki.cancer.org.au/australia/Guidelines:Melanoma>).

Associate Professor Stephen Gilmore is also working on three research projects, two involving melanoma.

The first involves his investigations of melanoma demography in Australia using Markov models; in particular the relationship between incidence, mortality, early detection rates and over

diagnosis. The results from such models can potentially be used in informing public policy.

He is also working on the development of a mobile app that can be used to assist practitioners in the identification of suspicious melanocytic lesions. This work is being undertaken in collaboration with the Dermatology Research Centre at the University of Queensland.

The third project is at the stage of ethics approval being sought. This is for a trial to be undertaken at the Foundation that will investigate a novel treatment for striae distensae.

Melanoma in a cohort of organ transplant recipients.

Dr Alvin Chong led a retrospective study of our organ transplant dermatology service in Victoria over a 10-year period.

We found a total of 12 melanomas were diagnosed in 10 patients. Of these, four were in-situ melanomas, and eight were invasive melanomas. One patient had three different primary melanomas. Nine of the 10 patients were renal transplant recipients and one patient had a heart transplant.

To find these 12 melanomas, a total of 165 naevi were biopsied of which 119 were benign confirmed on histopathology and 47 were dysplastic naevi. Therefore 13.75 benign naevi were excised for every melanoma diagnosed in our cohort.

This research is the first "benchmarking" study done on benign/malignant ratio of pigmented lesions in this high risk cohort.

Other

Several of our member dermatologists contributed to peer reviewed scientific research that has been published in Australia and overseas, as has a number of our dermatology registrars.

Many of these papers, presentations and publications are listed in the following pages. The list is certainly not comprehensive, but does indicate the substantial contribution that our members have made with the aim of improving skin health globally.

Associate Professor Peter Foley
Research Director

2016 Healthy Skin Awards

Victorian dermatologists turned out in force to celebrate the winners of the 2016 Healthy Skin Awards, on Thursday, 14 April 2016.

Federal Assistant Minister for Health, the Hon Ken Wyatt AM MP, joined leading dermatologists and other prominent medical practitioners, major sponsors, business and community leaders, patients and supporters of the Foundation at the special Awards evening, held at the Australian Centre for Contemporary Art.

Mr Wyatt emphasised the crucial role the Healthy Skin Awardees play in Australia's fight against skin cancer and melanoma.

"They've shown a demonstrated commitment to educating their workforce, members, or the community by delivering skin health programs, educating or reporting," Mr Wyatt said.

"I would like to commend all the nominees for the important work they are doing. We know Australia has the highest incidence of skin cancer in the world.

Australians are two to three times more likely to get skin cancer than people living in Canada, the US, and the UK."

The Healthy Skin Awards are presented to individuals and organisations who strive for excellence through the effective provision of skin health services and/or the promotion of skin health.

This is the seventh year that the Skin & Cancer Foundation Inc has conducted the Awards, and this year's winners were:

- Community Chef
- Melbourne United
- Solbari Sun Protection
- King & Wood Mallesons
- Macquarie Life

All five awardees have made significant contributions to the skin health of the community.

The annual Healthy Skin Awards night has become one of the most important events of the year for the Skin & Cancer Foundation Inc, which has conducted the Awards for the last seven years.

Each of this year's Healthy Skin Awards were sponsored, so we really must thank our sponsors for their support of the Foundation and of skin health in the community. The 2016 Healthy Skin Awards were sponsored by:

- Ego Pharmaceuticals
- Eli Lilly
- Galderma
- Novartis
- Melbourne Skin Pathology





occupational dermatology research and education centre

The Occupational Dermatology Research & Education Centre (ODREC) has had yet another successful and busy year.

Our Contact Allergen Bank has been increasing in popularity, recording phenomenal growth in the last year, enabling more dermatologists to patch test in their rooms. Our service pre-prepared over 800 individualised patients' patch tests and mailed them out nationally. We now have more than 150 dermatology practices registered for this service. This is very exciting, as it shows a growing interest in the importance of patch testing, as well as providing an accessible service to rural and remote areas. We have even sent an order to Alice Springs! To register for the Contact Allergen Bank Australia (CABA), please contact apalmer@occderm.asn.au.

Another innovative project we are trialling is a world first: a mobile patch test nurse service in Victoria! This service will facilitate a nurse to visit Victorian dermatology practices to apply patches and prepare patients' own product samples for testing. For more information about this novel service please contact apalmer@occderm.asn.au.

The success of CABA, coupled with our establishment of the Australian Baseline Series, has generated great demand for teaching and education regarding contact dermatitis. We have had tremendously successful Patch Test Training Days (PTTD) and the third annual PTTD was held on 13 May 2016 in Perth, at the State Library, just before the Australasian College of Dermatology (ACD) Annual Scientific Meeting (ASM) in Adelaide. We organised a brand new program and over 170 participants, including dermatologists, registrars, residents and patch test nurses, attended. Participants received a bound copy of all the presentations and the feedback was very positive. Mandy Palmer once again did a fantastic job in coordinating the day and liaising with sponsors, along with our helpers Suzette Foster, Harini Bala, Claire Higgins and Danit Maor. I would especially like to thank our speakers Adriene Lee, Jenny Cahill, Bruce Tate, Mei Tam, Mandy Palmer, Harini Bala and Claire Higgins. Thanks also to the Skin & Cancer Foundation Inc, especially Peter Monaghan, for handling registrations and for promoting the event. As a result of increased demand, we will be running a repeat PTTD in Melbourne on 8 October 2016. We have already received suggestions for topics to be included in next year's PTTD

and preliminary planning is underway. This will be held on Friday 5 May 2017 in Sydney prior to the ASM. In addition to our PTTD, we are also planning a new and exciting Skin Education Day on Saturday 4 February 2017. This is a one-day educational program aimed at dermatology nurses, general practitioners and the general public. We have wonderful speakers lined up for the day and are currently finalising the program.

This year once again ODREC dominated the Contact Dermatitis session at the College ASM held in Perth in May. Presenters included Drs Jenny Cahill, Harini Bala, Claire Higgins and Danit Maor. Topics included occupational dermatology cases, contact dermatitis caused by sunscreens: a cross-sectional study in a Victorian patch-test population, allergic contact dermatitis (ACD) in children and an interesting case of stinging nettle dermatitis.

Harini was awarded the John Fewings Prize for the best presentation of the session in memory of our late contact dermatitis colleague. Harini and the team at ODREC reviewed the data of all those under 17 years who were patch tested in either the Occupational or the Contact Dermatitis Clinics at the Skin & Cancer Foundation Inc between 1993 and 2014, with the aim to describe those patch tested in a tertiary referral clinic and to ascertain the spectrum of allergens in children. ACD was found to be a relevant diagnosis in children and we are hoping to use the results to formulate a children's patch test series.

Our exciting collaboration with Safe Work Australia has involved raising awareness amongst healthcare workers about the importance of looking after your hands. This work was driven by a 22-year audit of our experience of dermatitis in healthcare workers, which was completed by Dr Claire Higgins, ODREC Research Fellow in 2015. Of 685 health care workers assessed in the clinic over the study period, 555 (81.0%) were diagnosed with occupational skin disease (OSD). The most common causes of OSD were irritant contact dermatitis (ICD) (79.1%) and ACD (49.7%). The major substances causing ACD were rubber glove chemicals, preservatives, hand cleanser components and antiseptics; whilst the most common cause of ICD was water and wet work. Key recommendations included: incorporation of skin care advice around primary and secondary prevention of OSD with hand hygiene education; development of national guidelines for the prevention and

"Everyone at the clinic puts you at ease and are really helpful. Dr Peters does an efficient job and Grace made me feel comfortable and explained the after-care well."

(Patient, June 2016)

management of OSD in HCWs; use of alcohol-based hand rubs over hand washing where clinically indicated; and substitution by manufacturers of 'hard to avoid' allergens in skin cleansers/scrubs with less allergenic alternatives. I am delighted to report that this audit and our findings were accepted for publication in the major journal in this field, *Contact Dermatitis*. As a result of this study, we have also been working hard to incorporate advice on skin care into hand hygiene training modules. I am proud to announce that our work is currently being implemented into current state and national Hand Hygiene Training Modules. Not only is Hand Hygiene Australia adding information on contact dermatitis on their existing hand hygiene modules, but we have also developed a stand-alone comprehensive module titled 'Contact Dermatitis' for users to access.

Last year we gained funding for a clinical trial from NiPera who are a US research body funded by nickel producers. We tested subjects with known nickel allergy to assess the current European guidelines regarding nickel release. We have had 20 participants in our first trial and plan to recruit another 20 participants within this year. The preliminary results of this study will be presented at the European Society of Contact Dermatitis Symposium in Manchester this year.

The major contact allergen continues to be methylisothiazolinone (MI) and we have continued to create awareness amongst colleagues and the medical profession via educational sessions and our Patch Test Training Days. Congratulations to dermatologist Dr Lynne Gordon of SA, for publically addressing methylisothiazolinone and the high rates of allergic contact dermatitis that we saw on various national news programs last year.

Dr Claire Higgins had a successful and productive year in 2015, and our current ODREC Research Fellow Dr Harini Bala also has several papers in the pipeline. Contributors to publications in 2015-2016 include Drs Jenny Cahill, Claire Higgins, Harini Bala, Bonnie Swan, Mei Tam, Michelle Rodrigues, and Mandy Palmer. I would like to thank all those involved for their hard work.

Overseas visitors to the Occupational Dermatology Clinic included Indonesian public health postgraduate student, Dr Ajeng "Icha" Icanervilia and Sri Lankan public health doctor, Dr Surango Fernando, in our Occupational Dermatology Clinics. Dr Surango enjoyed his time with us and had wonderful feedback on the way our clinic was run. Medical elective students included Ashray Rajagopalan, Greg Sippel and Matthew Wee.

Our website www.occderm.asn.au had 700 unique users. 84% were new visitors to the site and 16% were returning visitors. The website was commonly accessed by the 18-24 age group (27.5%) and the 25-34 year age group (33.5%). The top five countries accessing our site are Australia 20%, US 19.10%, UK 14.5%, Russia 8.5% and China 4%.

We are currently busy preparing numerous presentations for the European Society of Contact Dermatitis Symposium, the premier meeting in contact dermatitis held biennially, in Manchester in September. Presenters include myself, Drs Harini Bala, Claire Higgins and Jenny Cahill. The team is presenting on a variety of topics including our nickel trial, ACD in children, occupational skin disease in healthcare workers and contact dermatitis

caused by sunscreens.

Our East Timor Outreach Program has also been successful in establishing an ongoing dermatology relationship with Baro Piete Clinic in Dili, as well as with the dermatologists at the National Hospital, led by Dr Odete da Silva Viegas and Dr Terlinda Barrett. The aim of the program is to send visiting Australian dermatologists six monthly in conjunction with a registrar. The idea is that generally dermatologists will fund the cost of their own trip and that of the registrars, but for dermatologists of less than five years standing, registrar funds will be available, from generous donations to the East Timor fund, which can be accessed via the Skin & Cancer Foundation Inc website. Last year in September Dr Niyati Sharma and myself travelled to East Timor where we saw over 80 dermatology cases at Dr Murphy's clinic. We met the dermatologists at the National Hospital and visited the Salesians' convent and orphanage in Venilale. We also visited a remote village and saw over 160 people with scabies. This year, Dr Julia Rhodes, recipient of the 2015 ACD Travelling Fellowship and NSW registrar Dr Rebecca Saunderson recently travelled to East Timor to continue the Dermatology Project. We are currently organizing large supplies of ivermectin to treat a whole village. In addition, the East Timor Dermatology Fund has recently facilitated the attendance of two East Timorese dermatologists at the upcoming Tropical Dermatology meeting in Sri Lanka. Donations to the fund can be made at

http://www.skincancer.asn.au/east_timor

Thank you to all who have supported us in getting this outreach program up and running, and especially thank you to Niyati, Julia and Rebecca.

As always, I must acknowledge the incredible contribution of Mandy Palmer, not only for running our Occupational Dermatology Clinic but also driving our CABA bank, Patchcams database, educational initiatives and finally for the novel mobile patch test nurse idea! Thanks also to Mandy for presenting to occupational hygiene students in Ballarat on my behalf about occupational dermatitis and skin cancers. Also special thanks to Dr Jen Cahill and Dr Adriene Lee for their contributions and work with ODREC, as well as assisting with clinics this year. It's been wonderful having you back, Adriene! Dr Harini Bala has been an exemplary ODREC Research Fellow, always happy to do whatever is required to help out. Finally thank you to Allison Muis for all her hard work and help with managing our patients, organising our clinics and phone calls.

It was a great thrill to receive an award from the Skin & Cancer Foundation Inc at the Awards Night on 28 July. I have had a continual connection with the Foundation since its inception in October 1987. Thanks to all who made the night so memorable, especially ACD President Chris Baker for his kind words. And finally, I wish to thank everyone for their support over this last year.

Associate Professor Rosemary Nixon

Vice President, Skin and Cancer Foundation Inc,
Director, ODREC

2016 Members' Special Recognition Awards

One was an elite footballer and one is a footy tragic, but that's not all Dr Peter Sinclair and Associate Professor Rosemary Nixon have in common. For the past 30 years, both have been two of Victoria's most influential and inspirational dermatologists.

Dr Peter Sinclair

Dr Sinclair and Associate Professor Nixon were presented with Members' Special Recognition Awards to celebrate their exceptional service to the Skin & Cancer Foundation Inc, and to Australian dermatology, at an awards night on Thursday, 28 July.

Dr Sinclair, who played 34 games for the Melbourne Football Club in the early 70s, put his extraordinary hand-eye coordination to, arguably, much better use by becoming a dermatologist and excising skin cancers.

"Anybody who has ever seen Peter's work knows that he is the best surgical dermatologist that, I think, this country has ever produced," said former president of the Skin & Cancer Foundation Inc and current Chief of Surgery, Associate Professor Greg Goodman.

"I've seen millions of his scars, no offence, and they're beautiful."

From the very start, Dr Sinclair was a keen supporter of the Foundation and has contributed by working pro-bono there for many years.

"Since the beginning Peter has worked in the Advanced Surgery Clinic and has had impeccable credentials," said Associate Professor Goodman.

"He has performed more than 1,100 excisions at the Foundation and has been there throughout all the trials and tribulations."

Associate Professor Rosemary Nixon

While Dr Sinclair was running around with Melbourne, Associate Professor Nixon had just completed high school and was about to begin a life-changing job as a junior research technical assistant.

It was during her time as a junior research assistant at Prince Henry's Hospital, that Associate Professor Nixon decided medicine was the career for her.

Associate Professor Nixon is now regarded as the world-leader on occupational contact dermatitis.

"Rosemary has had more than 120 publications of her work in peer reviewed medical and scientific journals throughout the world and has given more than 140 presentations at scientific meetings around the world," said friend and colleague, Dr Adriene Lee.

"The European Society of Contact Dermatitis even awarded

her for her mentorship and for inspiring younger dermatologists into working in the field of contact dermatitis."

President of the Skin & Cancer Foundation Inc, Dr Michael Rich, said Dr Sinclair and Associate Professor Nixon's commitment to the Foundation's clinics, research and the training of its registrars were what made the Foundation a centre of excellence and the home for dermatology in Victoria.

"The recipients of these two awards have been colleagues and friends throughout my journey as a dermatologist and my journey at the Foundation," said Dr Rich.

"I can think of no better two people to receive the Awards than Rosemary and Peter."



australasian society for cosmetic dermatology (ASCD)

ASCD Conference held in conjunction with ACD's Annual Scientific Meeting (ASM) May 2016

This year the ASCD attracted approximately 240 registrants for the sessions, which (for the first time) ran over three days – Sunday 15, Monday 16 and Tuesday 17 May within the Australasian College of Dermatology's ASM program. The ASCD sessions ran as a separate stream and incorporated six overseas speakers: Drs Gary Monheit, Ron Moy, Sandeep Cliff, Klaus Hoffmann, Steve Eubanks and Yohei Tanaka.

The conference was problem based this year with each speaker being asked to elicit different elements for how to treat within specific themes. These themes incorporated sun damage, skin tightening, physical treatment of acne, problems of volume, problems of colour and problems of texture. The first cosmetic plenary on the problems of colour was very successful, with Drs Hoffmann, Monheit, Eubanks and Tanaka describing their efforts in treating erythema and pigmentation to quite a large audience.

As well as the individual sessions, a breakfast session was held on the Monday morning for Syneron/Candela with Dr Steve Eubanks discussing their equipment in the treatment of pigmentation and other disorders. The Galderma "dummy" injecting session was held on the Monday evening with a large audience in attendance directed towards the beginner injector with experienced injectors showing registrants through facial anatomy and safe injecting zones for botulinum toxins and fillers.

There were also trade specific sessions with "speed dating" being a very successful exercise. Short sessions were held with groups of dermatologists being entertained and educated by the trade at their exhibits on specific topics. On the Sunday afternoon, laser and energy based device user group meetings were held in three quarter hour sessions which were relatively successful as well.

ASCD Updates

The ASCD has run fewer updates, but with a format like mini-symposia in late 2015 and into 2016, featuring a number of topics.

A comprehensive and amusing look at technologies and practice with Drs Phil Bekhor, Hugh Roberts and Michael Rich discussing their experience, and their advice was well received.

We continue to improve our webcasting of these talks and recently changed the format to an early morning breakfast meeting held on Tuesdays. The first of these breakfast sessions featured management and minimisation of scars by Mr Jeremy Richardson and lasers in the management of scars by Associate Professor Greg Goodman.

We will continue this format through 2016, although there will be one further evening session involving the Health Services Commissioner Dr Grant Davies, Patrick Mahar wearing two hats as dermatology registrar and medical defence expert and Dr Joanne Dennison psychologist discussing our patient selection and management.

Next year will see more intimate training sessions being planned for registrars and Fellows, on fillers and neurotoxins. We may also look to small user group meetings for sessions on devices.

ASCD and ASAPS (Australasian Society of Aesthetic Plastic Surgeons)

The ASCD has signed a Memorandum of Understanding which was enacted before the last ASCD May conference and ASAPS Non-Surgical Symposium in June, defining areas of mutual support and discounts for members attending each other's conference. This was successful and we are looking at expanding this relationship into 2017 and beyond.

ASCD and the College ASM in 2017

The Australasian College of Dermatologists has advised the ASCD that it will no longer be supporting the concept of specific interest groups within the College's Annual Scientific Meeting. This has created the need for a change of direction in 2017 for the ASCD.

The ASCD will look to expand its relationship with ASAPS and significantly partner them in their Non-Surgical Symposium in 2017 in the Gold Coast in June. We will also be looking at a stand-alone conference in September 2017.

There is significant opportunity for further growth and development of our organisation.

Associate Professor Greg Goodman

President, ASCD
(a sub-committee of the Skin & Cancer Foundation Inc)



"I found the nursing staff,
particularly Sonja, Emma and
Grace, very efficient and helpful."
(Patient, Feb 2016)

research publications & presentations

Associate Professor Chris Baker

Research Activity & Clinical Trials

2015 - Biofabrication and 3-D Skin Cell Printing for Skin Regeneration. St Vincent's Hospital Melbourne, University of Melbourne and University of Wollongong. Funded by Bauer Foundation grant. (Principal Investigator)

2014 - A Phase 3, Multicenter, Double-Blind, Randomized, Parallel-Arm, Placebo-Controlled Study to Evaluate the Safety and Efficacy of Adalimumab for Treatment of Nail Psoriasis in Subjects with Chronic Plaque Psoriasis. M13-674. (Principal Investigator)

Publications

Rademaker M, Gupta M, Andrews M, Armour K, Baker C, Foley P, Gebauer K, George J, Rubel D, Sullivan J. The Australasian Psoriasis Collaboration view on methotrexate for psoriasis in the Australasian setting. *Australas J Dermatol*. 2016 Jul 12. doi: 10.1111/ajd.12521. [Epub ahead of print] Review.

Baker C, et al. Treatment goals for moderate to severe psoriasis: an Australian consensus. *Med Today* 2016; 17(1-2): 46-54.

Nguyen R, Braue A, Baker C, Foley P. Five-year experience with infliximab: Follow up of the product familiarisation program. *Australas J Dermatol*. 2015 Sep 16. doi: 10.1111/ajd.12391. [Epub ahead of print]

Spelman L, Su JC, Fernandez-Peñas P, Varigos GA, Cooper AJ, Baker CS, Lee M, Ring JM, Thirunavukkarasu K. Frequency of undiagnosed psoriatic arthritis among psoriasis patients in Australian dermatology practice. *J Eur Acad Dermatol Venereol*. 2015 Sep 14. doi: 10.1111/jdv.13210. [Epub ahead of print]

Posters/Abstracts/Presentations

Baker C, Sullivan J, Davey P, Willson J. Utility study to Map Utilities to PASI and DLQI Instruments in Patients with Chronic Plaque Psoriasis. (accepted) 25th EADV Congress, Vienna Austria, Sept 2016

Elewski B, Rich P, Okun M, Papp K, Baker C, Crowley J, Guillet G, Gu Y, Geng Z, Sundaram M, Williams D. Adalimumab for Nail Psoriasis: Efficacy and Safety from the First 26 Weeks of a Phase-3, Randomized, Placebo-Controlled Trial. *Psoriasis* 2016. Paris, France, July 2016

Baker CS. (AUS Chair), Wollina U (GBR Co-chair) El-Azhary R (USA Co-chair) W23 - Management of the Red Leg. 23RD World Congress of Dermatology. Vancouver, June 2015

Dr Philip Bekhor

Pulsed dye laser treatment of capillary malformations in infants at 2-weekly versus 3-monthly intervals, reducing the need for general anaesthesia. Swan BC, Robertson SJ, Tuxen A, Ma E, Yip L, Ly L, Bingham L, Davidson A, Bekhor P. *Australas J Dermatol*. 2016 Feb 23. doi: 10.1111/ajd.12457. [Epub ahead of print]

Treatment of Minocycline-Induced Cutaneous Pigmentation With the Picosecond Alexandrite (755-nm) Laser. Rodrigues M, Bekhor P. *Dermatol Surg*. 2015 Oct;41(10):1179-82. doi: 10.1097/DSS.0000000000000455. No abstract available.

Dr Alvin Chong

Dermatology teaching in Australian Medical Schools.

Gupta A, Chong AH, Scarff CE, Huilgol SC, *Australas J Dermatol*. 2016 May 4. doi: 10.1111/ajd.12486. [Epub ahead of print] 2. Rajgopal Bala H, Jalilian C, Goh MS, Williams R, Tan G, Chong AH.

Two cases of amoxicillin-induced follicular acute localised exanthematous pustulosis. *Australas J Dermatol*. 2015 Nov 9. doi: 10.1111/ajd.12410. [Epub ahead of print]

Meani RE, Nixon RL, O'Keefe R, Chong AH. Pseudoepitheliomatous hyperplasia secondary to allergic contact dermatitis to Grevillea Robyn Gordon. *Australas J Dermatol*. 2015 Jun 14. doi: 10.1111/ajd.12358. [Epub ahead of print]

Hair loss and Hedgehog inhibitors: a class effect? Ferguson JS, Hannam S, Toholka R, Chong AH, Magee J, Foley P. *Br J Dermatol*. 2015 Jul;173(1):262-4. doi: 10.1111/bjd.13619. Epub 2015 May 12.

Presentations

Facilitator: Monash University / SACF GP Skin Cancer Workshops x2 - 2015, 2016.

SACF Inflammatory Dermatoses Workshop 2015.

Dr Mark Cicchiello

Cicchiello M, Lin MJ, Pan Y, McLean C, Kelly JW An assessment of clinical pathways and missed opportunities for the diagnosis of nodular melanoma versus superficial spreading melanoma *Australas J Dermatol*. 2016 May; 57(2):97-101. doi: 10.1111/ajd.12416. Epub 2015 Nov 12.

Dr Joshua Elakis

Elakis JA, Hall AP. Skin disease of penis and male genitalia is linked to atopy and circumcision: caseload in a male genital dermatology clinic. Elakis JA, et al. *Australas J Dermatol*. 2016. *Australas J Dermatol*. 2016 May 12. doi: 10.1111/ajd.12485. [Epub ahead of print]

Associate Professor Peter Foley

Thaçi D, Kimball A, Foley P, Poulin Y, Levi E, Chen R, Feldman SR. Apremilast, an oral phosphodiesterase 4 inhibitor, improves patient-reported outcomes in the treatment of moderate to severe psoriasis: Results of two phase III randomized, controlled trials. *J Eur Acad Dermatol Venereol*. 2016 Aug 18. doi: 10.1111/jdv.13918. [Epub ahead of print]

Rademaker M, Gupta M, Andrews M, Armour K, Baker C, Foley P, Gebauer K, George J, Rubel D, Sullivan J. The Australasian Psoriasis Collaboration view on methotrexate for psoriasis in the Australasian setting. *Australas J Dermatol* 2016 Jul 12. [Epub ahead of print] PMID: 27402434 / doi: 10.1111/ajd.12521

Foley P, Stockfleth E, Peris K, Basset-Seguín N, Cerio R, Antonio Sanches J, Guillen C, Farrington E, Lebwohl M. Adherence to topical therapies in actinic keratosis: A literature review. *J Dermatolog Treat* 2016 May 10: 1-8. [Epub ahead of print] PMID: 27161045

Sobell JM, Foley P, Toth D, Mrowietz U, Girolomoni G, Goncalves J, Day RM, Chen R, Yosipovitch G. Effects of apremilast on pruritus and skin discomfort/pain correlate with improvements in quality of life in patients with moderate to severe plaque psoriasis. *Acta Derm Venereol* 2016 Apr 12; 96(4): 514-20. PMID: 26837052 / doi: 10.2340/00015555-2360

Spelman L, Rubel D, Murrell DF, See JA, Hewitt D, Foley P, Salmon R, Kerob D, Pascual D, Shumack S, Fernandez-Penas P. Treatment of face and scalp solar (actinic) keratosis with daylight-mediated photodynamic therapy is possible throughout the year in Australia: Evidence from a clinical and meteorological study. *Australas J*

Dermatol 2016 Feb; 57(1):24-8. Epub 2015 Mar 31. PMID: 25827200 / doi: 10.1111/ajd.12295

Werner RN, Stockfleth E, Connolly SM, Correia O, Erdmann R, Foley P, Gupta AK, Jacobs A, Kerl H, Lim HW, Martin G, Paquet M, Pariser DM, Rosumeck S, Röwert-Huber HJ, Sahota A, Sanguenza OP, Shumack S, Sporbeck B, Swanson NA, Torezan L, Nast A. Evidence- and consensus-based (S3) Guidelines for the Treatment of Actinic Keratosis - International League of Dermatological Societies in cooperation with the European Dermatology Forum - Short version. *J Eur Acad Dermatol Venerol* 2015 Nov; 29(11): 2069-79. Epub 2015 Sep 14. PMID: 26370093 / doi: 10.1111/jdv.13180

Nguyen R, Braue A, Baker C, Foley P. Five-year experience with infliximab: Follow up of the product familiarisation program. *Australas J Dermatol* 2015 Sep 16. [Epub ahead of print]. PMID: 26374405 / doi: 10.1111/ajd.12391

Ferguson JS, Hannam S, Toholka R, Chong AH, Magee J, Foley P. Hair loss and Hedgehog inhibitors: a class effect? *Br J Dermatol* 2015 Jul; 173(1): 262-4. Epub 2015 May 12. PMID: 25523648 / doi: 10.1111/bjd.13619

Presentations

Optimising the use of OTEZLA – a new oral therapy for psoriasis and psoriatic arthritis. Australasian College of Dermatologists and Australian Rheumatology Association, Victorian Faculties. 04 Aug 2015. Melbourne

Skin malignancies in patients receiving biologics: A dermatology viewpoint. Australian Rheumatology Association, Victorian Faculties. 30 Sep 2015. Melbourne

Management of Challenging Psoriasis Phenotypes, Specialty Dermatology Academy 2015, 26–27 November 2015; Dubai, United Arab Emirates

Spondyloarthritis, Comorbidities, and Extra-articular manifestations: Skin, 28 October 2015, Melbourne

What's new in Biologics for Psoriasis, St Vincent's Hospital Department of Dermatology Annual Meeting, 21 February 2016, Red Hill.

AAD Highlights, St Vincent's Hospital Department of Dermatology Meeting, 13 April 2016, Melbourne

Ivermectin 1% cream, an effective and safe topical treatment of inflammatory lesions of papulopustular rosacea. Australasian College of Dermatologists Annual Scientific Meeting, Perth, 18 May 2016.

Comparative efficacy and safety of Ivermectin 1% cream and Metronidazole 0.75% cream in the novel treatment of papulopustular rosacea. Australasian College of Dermatologists Annual Scientific Meeting, Perth, 18 May 2016.

SVH & Skin and Cancer Foundation Inc Research Interests and Activities, VCCC Melanoma and Skin Cancers Workshop, 25 May 2016, Melbourne

1. Unmet needs in psoriasis management: A holistic approach to improve patient outcomes; 2. Evidence-based guidance for psoriasis treatment: Translating evidence into practice 3. New biologics approval in the treatment of chronic plaque psoriasis. New Targeting to Treat Chronic Plaque Psoriasis Expert Meeting, 03 June 2016, Bangkok

Psoriasis management. Treatment goals for skin and joints lesions: the dermatologist's perspective, SCIENTIFIC FORUM: Psoriasis & Psoriatic Arthritis, 04 June 2016, Bangkok

Directions in dermatology: Update from the AAD Congress, 18 June 2016, Melbourne

Associate Professor Greg Goodman

Experience and Management of Intravascular Injection with Facial Fillers: Results of a Multinational Survey of Experienced Injectors. Goodman GJ, Roberts S, Callan P. *Aesthetic Plast Surg*. 2016 Aug; 40(4):549-55. Epub 2016 Jun 10.

Global Aesthetics Consensus: Avoidance and Management of Complications from Hyaluronic Acid Fillers-Evidence- and Opinion-Based Review and Consensus Recommendations. Signorini M, Liew S, Sundaram H, De Boule KL, Goodman GJ, Monheit G, Wu Y, Trindade de Almeida AR, Swift A, Vieira Braz A; Global Aesthetics Consensus Group. *Plast Reconstr Surg*. 2016 Jun; 137(6):961e-71e.

A Rethink on Hyaluronidase Injection, Intraarterial Injection, and Blindness: Is There Another Option for Treatment of Retinal Artery Embolism Caused by Intraarterial Injection of Hyaluronic Acid? Goodman GJ, Clague MD. *Dermatol Surg*. 2016 Apr; 42(4):547-9.

Global Aesthetics Consensus: Botulinum Toxin Type A--Evidence-Based Review, Emerging Concepts, and Consensus Recommendations for Aesthetic Use, Including Updates on Complications. Sundaram H, Signorini M, Liew S, Trindade de Almeida AR, Wu Y, Vieira Braz A, Fagien S, Goodman GJ, Monheit G, Raspaldo H; Global Aesthetics Consensus Group. *Plast Reconstr Surg*. 2016 Mar; 137(3):518e-529e.

Consensus on Current Injectable Treatment Strategies in the Asian Face. Wu WT, Liew S, Chan HH, Ho WW, Supapannachart N, Lee HK, Prasetyo A, Yu JN, Rogers JD; Asian Facial Aesthetics Expert Consensus Group. *Aesthetic Plast Surg*. 2016 Apr; 40(2):202-14. doi: 10.1007/s00266-016-0608-y. Epub 2016 Feb 18.

The modified tower vertical filler technique for the treatment of post-acne scarring. Goodman GJ, Van Den Broek A. *Australas J Dermatol*. 2016 Feb; 57(1):19-23. Epub 2015 Sep 7.

The Oval Female Facial Shape--A Study in Beauty. Goodman GJ. *Dermatol Surg*. 2015 Dec; 41(12):1375-83.

Current Concepts in the Use of Voluma, Volift, and Volbella. Goodman GJ, Swift A, Remington BK. *Plast Reconstr Surg*. 2015 Nov; 136(5 Suppl):139S-148S.

Consensus on Changing Trends, Attitudes, and Concepts of Asian Beauty. Liew S, Wu WT, Chan HH, Ho WW, Kim HJ, Goodman GJ, Peng PH, Rogers JD. *Aesthetic Plast Surg*. 2016 Apr; 40(2):193-201. doi: 10.1007/s00266-015-0562-0. Epub 2015 Sep 25.

Treatment of Laser Resistant Granuloma Faciale with Intralesional Triamcinolone acetonide and 5-Fluorouracil Combination Therapy. Norris DL, Apikian M, Goodman GJ. *J Cutan Aesthet Surg*. 2015 Apr-Jun; 8(2):111-3.

Evolution of Facial Aesthetic Treatment Over Five or More Years: A Retrospective Cross-sectional Analysis of Continuous OnabotulinumtoxinA Treatment. Carruthers A, Sadick N, Brandt F, Trindade de Almeida AR, Fagien S, Goodman GJ, Raspaldo H, Smith K, Darmody S, Gallagher CJ, Street J, Romagnano L. *Dermatol Surg*. 2015 Jun; 41(6):693-701.

An interesting reaction to a high- and low-molecular weight combination hyaluronic acid. Goodman GJ. *Dermatol Surg*. 2015 Apr; 41 Suppl 1:S164-6.

Dr Claire Higgins

Higgins C, Palmer A, Cahill J, Nixon R. Occupational skin disease amongst Australian healthcare workers: a retrospective analysis from an occupational dermatology clinic, 1993 to 2014. *Contact Dermatitis*. 2016 Jul 20. [Epub ahead of print] (accepted for publication 31 March 2016)

Rajgopal Bala H, Higgins C, Nixon R. Chapter 9, Allergic Contact Dermatitis and Photoallergy. *Treatment of Skin Disease – 5th edition*. 2016, Elsevier Limited. (Book Chapter – accepted for publication May 2016)

Swan B, Tam M, Higgins C, Nixon R. Allergic contact dermatitis to substitute hair dyes in a patient allergic to para-phenylenediamine: pure henna, black tea and indigo powder. *Aust J Dermatology* 2016; 57(3): 219–21. Epub 2016 Feb 24.

Higgins C, Nixon R. Disposable nitrile gloves protect hairdressers from systemic exposure to paratoluenediamine. *Occup Environ Med*.

2016; 73(4): 219–20. Epub 2015 Nov 16.

Higgins C, Nixon R. Facial allergic contact dermatitis without hand involvement caused by disposable latex gloves. *Contact Dermatitis* 2016; 74(4): 251–253.

Higgins C, Nixon R. Periorbital allergic contact dermatitis caused by lanolin in a lubricating eye ointment. *Aust J Dermatology* 2016; 57(1): 68–9.

Higgins C, Cahill J, Nixon R. A new stonemasonry surface adhesive causing occupational allergic contact dermatitis resulting from methyl methacrylate. *Contact Dermatitis* 2015; 73(2): 121–3.

Presentations

Higgins C, Nixon R, Barnard A. Nanotechnology in dermatology – New frontiers. Oral presentation. Australasian College of Dermatology 49th Annual Scientific Meeting, Perth, 17 May 2016.

Higgins C, Nixon R. Skin reactions to sunscreens in a Victorian patch-test population: a cross-sectional study. Oral presentation. Australasian College of Dermatology 49th Annual Scientific Meeting, Perth, 15 May 2016.

Higgins C, Cahill J, Palmer A, Nixon R. Dermatitis in healthcare workers. Oral presentation. ODREC Patch Test Training Day (accompanying 49th ASM), Perth, 13 May 2016.

Higgins C, Nixon R. Spongiotic bullous drug reaction induced by salicylates. Oral presentation. Australasian Dermatopathology Society 36th Annual Scientific Meeting, Sydney, 25 October 2015.

Higgins C, Pagano R, Veysey E, Howard A. Primary Paget's disease of the vulva successfully treated with imiquimod. Poster presentation. Australasian College of Dermatology 49th Annual Scientific Meeting, Perth, 14–17 May 2016.

Higgins C, Howard A. Acute non-sexually acquired genital ulceration in a post-partum woman. Poster presentation. Australasian College of Dermatology 49th Annual Scientific Meeting, Perth, 14–17 May 2016.

Professor John Kelly

Le Q, Norris D, McClean CA, McGuinness M, Meani R, Kelly JW, Pan Y. Single institution experience of paediatric melanoma in Victoria, Australia. *Australas J Dermatol.* 2016 Jan 28. doi: 10.1111/ajd.12436. [Epub ahead of print] PubMed PMID: 26821217.

Xie C, Pan Y, McLean C, Mar V, Wolfe R, Kelly JW. Scalp melanoma: Distinctive high risk clinical and histological features. *Australas J Dermatol.* 2016 Jan 14. doi: 10.1111/ajd.12437. [Epub ahead of print] PubMed PMID: 26768190.

Voskoboinik M, Mar V, Mailer S, Colebatch A, Fennessy A, Logan A, Hewitt C, Cebon J, Kelly J, McArthur G. Clinicopathological characteristics associated with BRAF(K601E) and BRAF(L597) mutations in melanoma. *Pigment Cell Melanoma Res.* 2016 Mar;29(2):222–228. doi: 10.1111/pcmr.12450. Epub 2016 Jan 17. PubMed PMID: 26643848.

Bolshinsky V, Lin MJ, Serpell J, Leung M, Wolfe R, McLean C, Kelly JW. Frequency of residual melanoma in wide local excision (WLE) specimens after complete excisional biopsy. *J Am Acad Dermatol.* 2016 Jan;74(1):102–7. doi: 10.1016/j.jaad.2015.08.065. Epub 2015 Oct 23. PubMed PMID: 26601566.

Cicchello M, Lin MJ, Pan Y, McLean C, Kelly JW. An assessment of clinical pathways and missed opportunities for the diagnosis of nodular melanoma versus superficial spreading melanoma. *Australas J Dermatol.* 2015 Nov 12. doi: 10.1111/ajd.12416. [Epub ahead of print] PubMed PMID: 26563931.

Meani RE, Pan Y, McLean C, Haydon A, Leung M, Kelly JW. The Victorian Melanoma Service: A 20-year review of an Australian multidisciplinary cancer service. *Australas J Dermatol.* 2015 Nov 12. doi: 10.1111/ajd.12413. [Epub ahead of print] PubMed PMID: 26559638.

Luen S, Wong SW, Mar V, Kelly JW, McLean C, McArthur GA, Haydon A. Primary Tumor Thickness is a Prognostic Factor in Stage IV

Melanoma: A Retrospective Study of Primary Tumor Characteristics. *Am J Clin Oncol.* 2015 Aug 28. [Epub ahead of print] PubMed PMID: 26325493.

Mar VJ, Liu W, Devitt B, Wong SQ, Dobrovic A, McArthur GA, Wolfe R, Kelly JW. The role of BRAF mutations in primary melanoma growth rate and survival. *Br J Dermatol.* 2015 Jul;173(1):76–82. doi: 10.1111/bjd.13756. Epub 2015 Jun 13. PubMed PMID: 25752325.

Dr Victoria Mar

Voskoboinik M, Mar V, Mailer S, Colebatch A, Fennessy A, Logan A, Hewitt C, Cebon J, Kelly J, McArthur G. Clinicopathological characteristics associated with BRAF(K601E) and BRAF(L597) mutations in melanoma. *Pigment Cell Melanoma Res.* 2016 Mar; 29(2):222–228.

Xie C, Pan Y, McLean C, Mar V, Wolfe R, Kelly JW. Scalp melanoma: Distinctive high risk clinical and histological features. *Australas J Dermatol.* 2016 Jan 14.

Luen S, Wong SW, Mar V, Kelly JW, McLean C, McArthur GA, Haydon A. Primary Tumor Thickness is a Prognostic Factor in Stage IV Melanoma: A Retrospective Study of Primary Tumor Characteristics. *Am J Clin Oncol.* 2015 Aug 28.

Associate Professor Rosemary Nixon

Keegel T, McFarlane, Driscoll T, Nixon R. Use of antiseptic hand rubs in the health and community services industry: an Australian population-based survey. *Contact Dermatitis* 2015; 73:157–62.

Lolatgis H, Nixon R. Allergic contact dermatitis to epoxy resin in paint following exposure in a recreational setting. *Australas J Dermatol* 2015; 56: 312–3.

Higgins CL, Nixon RL. Periorbital allergic contact dermatitis caused by lanolin in a lubricating eye ointment. *Australas J Dermatol* 2016; 57: 68–78.

Isaksson I, Ale I, Andersen K, Diepgen T, Elsner P, Goosens A, Goh CL, Jerajani H, Maibach H, Matsunaga K, McFadden J, Nixon R, Sasseville D, Bruze M. Multicenter patch testing with a resin based on phenol and formaldehyde within the International Contact dermatitis Research Group. *Dermatitis* 2015; 26: 230–4.

Higgins C, Nixon R. Facial allergic contact dermatitis without hand dermatitis from disposable latex gloves *Contact Dermatitis* 2016; 74: 246–256

Cahill, JL, Williams JD, Matheson MC, Palmer AM, Burgess JA, Dharmage SC, Nixon RL. Occupational skin disease in Victoria, Australia. *Australas J Dermatol*; 2016, 57: 108–14.

Higgins C, Nixon R. Disposable nitrile gloves protect hairdressers from systemic exposure to paratoluenediamine (commentary) *Occupational and Environmental Medicine* 2016; 73: 219–20.

Higgins CL, Palmer A, Cahill J, Nixon RL. Occupational skin disease amongst Australian healthcare workers: a retrospective analysis from an occupational dermatology clinic, 1993 to 2014. Accepted, *Contact Dermatitis*.

Rodrigues MA, Gamboni SE, Cousins VC, Nixon R. Hearing loss caused by imiquimod used for treatment of Bowen's disease. Accepted, *Australas J Dermatol*.

Swan B, Higgins C, Tam M, Nixon, R. Allergic contact dermatitis to substitute hair dyes in a patient allergic to para-phenylenediamine: pure henna, black tea and indigo powder. Accepted, *Australas J Dermatol*.

Book chapters

Kasemsarn P, Bosco J, Nixon R. The skin barrier in occupational skin disease. *Current Problems in Dermatology Agner T (ed). Volume 49: 135–143.*

Rosemary Nixon, Christen M Mowad and James G Marks J. Allergic contact dermatitis, *Bologna's Textbook of Dermatology*, 2016.

Rosemary Nixon and Harini Bala. Allergic contact dermatitis and

photoallergy. In Lebwohl MG, Heymann WR, Berth-Jones J, Coulson I. Eds Treatment of Skin Disease. Comprehensive therapeutic strategies. 4th Edition. Elsevier 2016

Presentations

Why I like Grenz, Radiotherapy Update, Skin and Cancer Foundation, September, 2015.

Talk for senior dermatologists about the Skin and Cancer Foundation, October 2015.

Transitions for new dermatologists - choosing a pathway, Skin and Cancer Foundation, October 2015.

Impairment Assessment in Dermatology, AMA, November 2015.

Occupational Dermatology, Monash University Certificate of Occupational Medicine, December 2015 and June 2016.

Starting dermatology practice, Skin and Cancer Foundation, November 2015.

ODREC Patch Test Training Day: How to cure your patient without surgery or drugs, Perth, May, 2016.

ODREC Patch Test Training Day: Research update - locally and globally, Perth, May 2016

ODREC Patch Test Training Day: What to do when your patients don't get better, Perth, May 2016.

Amanda Palmer RN

2016 Patch Test Training Day "How to cure your patients without surgery or drugs" Occupational Dermatology Research and Education Centre, Skin and Cancer Foundation Inc. Melbourne, Friday 13th May, Perth. "Launch of healthcare worker module", "Practical patch testing", "Prick testing: how to do it", "Contact Allergen Bank Australia: update and resources to help your patch testing".

2015 Australian Dermatology Nurses Association, Western Australia State Education Day, 12th September, Perth, "Contact Dermatitis and Patch Testing"

2015 Patch Test Training Day: "How to patch test and make a diagnosis of contact dermatitis," Occupational Dermatology Research and Education Centre, Skin and Cancer Foundation Inc. Melbourne, 10th October, "Practical patch testing: preparing the patients and their own products" and "Contact Allergen Bank: What's New"

2015 University of Ballarat, Victorian Institute of Occupational Safety and Health, 15th July, Lectures: "Skin Cancer: The What, How and Why....." and "Contact Dermatitis."

Dr Flora Poon

Poon F, De Cruz R and Hall T. Erosive Lichen Planus treated effectively with Aciretin. Australasian Journal of Dermatology. June 2016

Chien AL, Suh J, Cesar SS, Fischer A, Cheng N, Poon F, Rainer B, Leung S, Okoye GA, Kang S (June 2016). Pigmentation in African American Skin decreases with age. Journal of the American Academy of Dermatology.

Presentations

Poon F and Winship I. Hereditary Leiomyomatosis and Renal Cell Carcinoma Syndrome. Geodermatoses Clinical Meeting. Royal Melbourne Hospital. 19th March 2016 - Oral Presentation.

Poon F, Liew D, Moi J, Wicks I and Varigos G (2016). Severe Calcinosis Cutis presenting in an Adult with Juvenile Dermatomyositis. Australasian College of Dermatologist - Annual Scientific Meeting 14-17th May 2016. Poster Presentation.

Poon F. A case of just Hidradenitis Suppuritiva and Pyoderma Gangrenosum? St Vincent's Hospital Melbourne. Complex case meeting - 17th June 2016 - Oral Presentation.

Dr Aaron Robinson

Robinson, A.J., Vu, M., Unglik, G.A., Varigos, G.A. and Scardamaglia, L. (2016) Low-dose Rituximab and concurrent adjuvant therapy for pemphigus: Protocol and single-centre long-term review of nine patients. Australasian Journal of Dermatology, in press.

Robinson, A.J., Foster, R.S., Halbert, A.R., King, E. and Orchard, D. (2016) Granular parakeratosis induced by benzalkonium chloride exposure from bath oils and laundry rinse aids. Australasian Journal of Dermatology, in press.

de Graaf, C.A., Choi, J., Baldwin, T.M., Bolden, J.E., Fairfax, K., Robinson, A.J., Biben, C., Morgan, C., Ramsay, K., Ng, A.P., Kauppi, M., Kruze, E.A., Sargeant, T.J., Seidenman, N., D'Amico, A., D'Ombain, M.C., Lucan, E., Koernig, S., Morelli, A.B., Wilson, M.J., Dower, S.K., Williams, B., Heazlewood, S.Y., Hu, Y., Nilsson, S.K., Wu, L., Smyth, G.K., Alexander, W.S. and Hilton, D.J. (2016) Haemopedia: a gene expression atlas of murine haematopoietic cells. Stem Cell Reports, in press.

Robinson, A.J., Wallace, S. and Winship, I. (2016) Multiple familial pilomatixomas in the absence of other clinical features- a case of familial benign pilomatixoma. Australasian Journal of Dermatology, 57(1):75-6.

Presentations

Robinson, A.J., Vu, M., Unglik, G., Varigos, G. and Scardamaglia, L. (2016) Low-dose Rituximab and concurrent adjuvant therapy for pemphigus: Protocol and single-centre long-term review of twelve patients. Australasian College of Dermatologists Annual Scientific Meeting, Registrars Forum, Perth, Australia, 14 May, 2016. Oral Presentation

Robinson A.J., Foster R.S., Halbert A.R., Orchard D. (2016) Granular parakeratosis induced by benzalkonium chloride exposure from bath oils and laundry rinse

Dr Michelle Rodrigues

Rodrigues M, Pandya AG. Australas J Dermatol. 2015 Aug;56(3):151-63. 2015 Mar 9. Melasma: clinical diagnosis and management options.

Rodrigues M, Bekhor P. Treatment of Minocycline-Induced Cutaneous Pigmentation With the Picosecond Alexandrite (755-nm) Laser. Dermatol Surg. 2015 Oct;41(10):1179-82

Ezzedine K, Sheth V, Rodrigues M et al. Vitiligo is not a cosmetic disease. J Am Acad Dermatol. 2015 Nov;73(5):883-5.

Rodrigues M. Vitiligo: clinical aspects and management update. Dermatology in practice. 2016 22;2: 36-42

Rodrigues M, Ayala-Cortés, Rodríguez-Arámbula, A et al. Interpretability of the modified melasma area and severity index (mMASI). JAMA Dermatol. 2016, May4

Rodrigues M, Bekhor P. Treatment of minocycline-induced cutaneous pigmentation with the picosecond alexandrite (755-nm) laser. Dermatologic Surgery, October 2015

Textbook chapter

Moisturisers. Chapter: Moisturising in different racial skin types. Jaypee Brothers, Medical Publishers Pvt. Limited. 2016

Textbook chapter in: Pigmentary Disorders Atlas: Springer

Discoid Lupus Erythematosus, Springer 2015

Online publications

Expert opinion on Dermquest: Clinical Updates

Blurred lines – Erythema Dyschromicum Perstans and Lichen Planus Pigmentosus

Dr. Michelle Rodrigues, October 20, 2015

Health check: Why do we get dry skin in winter?

The Conversation, March 2016

financials

comparative statistics

Clinics	2015/16	2014/15
S&CF Inc Patient Services	23,536	22,175
ODREC/Contact Services	1,602	1,451
Photography Services	3,866	3,338
TOTAL	29,004	26,964

Education	2015/16	2014/15
Number of education sessions	92	68
Number of attendees	1,871	1,679

Research and Trials	2015/16	2014/15
Number of clinical trials undertaken ¹	26	20
Value of clinical trials	\$779,788.00	\$695,482.00

Australasian Psoriasis Registry	2015/16	2014/15
Number of participating sites	29	27
Number of patients on Registry	1,600	1,353

¹ This includes epidemiological and basic research studies.

statement of financial position

as at 30 june 2016

Assets	2016	2015
Property, plant and equipment	\$10,564,782	\$10,649,769
Cash and cash equivalents	\$914,684	\$806,181
Trade and other receivables	\$493,035	\$442,544
Other financial assets	\$1,434,721	\$1,342,361
Prepayments	\$143,062	\$208,350
Investments	\$10	\$10
Total Assets	\$13,550,294	\$13,449,215

Liabilities	2016	2015
Borrowings	\$3,579,790	\$3,650,513
Trade and other payables	\$617,677	\$600,820
Short term provisions	\$458,514	\$361,907
Other liabilities	\$498,499	\$592,018
Total Liabilities	\$5,154,480	\$5,205,258
Net Assets	\$8,395,814	\$8,243,957

(1) Full audited accounts are available on request or can be downloaded from our website.

(2) The auditors for the Skin & Cancer Foundation Inc. are Seward Dawson Chartered Accountants.

statement of financial performance

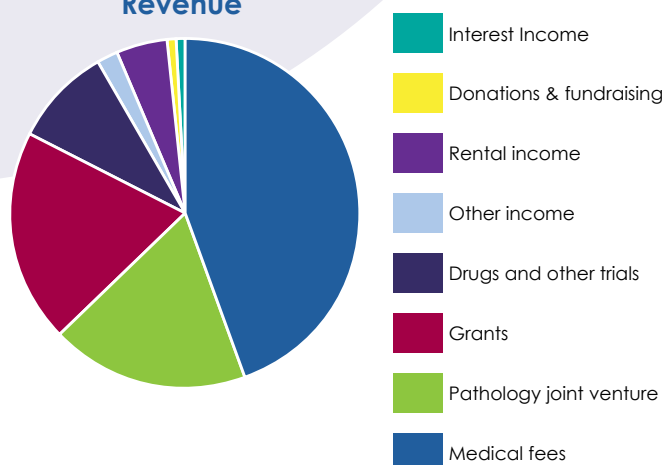
Revenue	2016	2015
Medical fees	\$3,093,944	\$3,271,734
Pathology joint venture	\$1,271,097	\$1,283,654
Grants	\$1,378,136	\$1,271,242
Drugs and other trials	\$633,018	\$652,603
Other income	\$135,306	\$9,861
Rental income	\$322,267	\$304,781
Donations & fundraising	\$55,678	\$56,389
Interest Income	\$65,991	\$117,630
Total Revenue	\$6,955,437	\$6,967,894

Expenditure	2016	2015
Bank charges	\$17,119	\$21,195
Depreciation expense	\$166,958	\$204,033
Employee benefits expense	\$4,883,067	\$4,608,221
Finance costs	\$222,139	\$223,246
Insurance	\$57,183	\$57,285
Leasing costs	\$61,939	\$45,802
Centre expenses	\$421,226	\$593,038
Occupancy costs	\$257,598	\$248,641
Office expenses	\$120,358	\$133,836
Other expenses	\$498,666	\$448,884
Professional fees	\$97,327	\$92,132
Total Expenditure	\$6,803,580	\$6,676,313

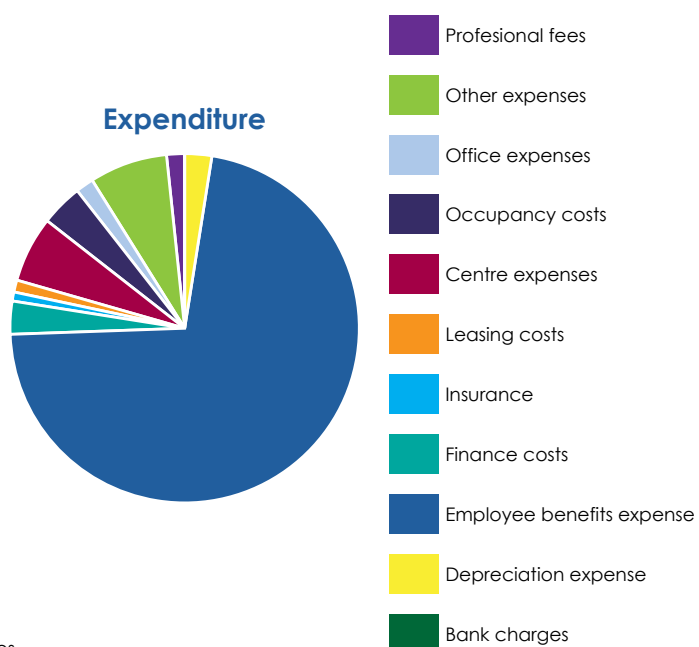
Operating Profit	\$151,857	\$291,581
Other Income/(Expenditure)	-	-
Net Profit/(Loss)	\$151,857	\$291,581
Other Comprehensive Income/(Expenditure)	-	-
Total Comprehensive Profit/(Loss)	\$151,857	\$291,581

financial visual diagrams

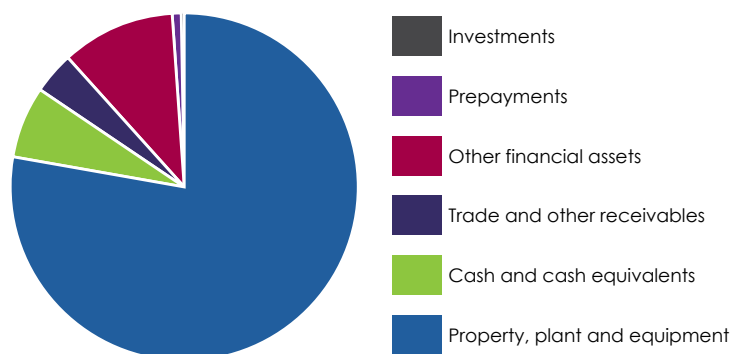
Revenue



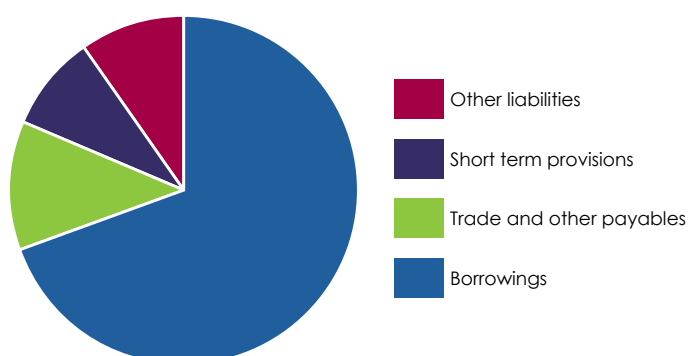
Expenditure



Assets



Liabilities



financial commentary

Performance

The 2016 net operating surplus from operations was \$155,615, compared to \$189,151 in 2015.

In 2016, the total comprehensive income was \$151,857, compared to \$291,581 for the previous year, with the 2015 figure reflecting a revaluation of financial assets, rather than operating performance.

Total income generated by the Foundation in 2016 was stable at \$6,955,437, compared to \$6,967,894 for 2015, a decrease of \$12,457. This is in spite of an increase in the number of services delivered, from just under 27,000 in 2015 to over 29,000 in 2016. The principal sources of increased revenue were:

- Private clinic income (up \$104,708)
- Drugs and other trials (up \$13,464)
- Donations and fundraising (up \$137,149)
- Australasian Society for Cosmetic Dermatology (up \$118,738)
- Rental income (up \$17,486)

Against these increases, the Foundation received less income, primarily from:

- Day procedure centre income (down \$115,609)
- Meetings and conferences (down \$18,966)
- Grants (down \$13,737)
- Investment income (down \$51,639)

The reduction in the Foundation's day surgery income, was due to reduced surgical sessions. However, it was also compensated to a large extent by the increase in private sessions, many of which were surgical. Medical fees from other clinics remained similar to last year. Pleasing has been the increase in donations. Investment income was well down due to the market.

Total expenditure for the year was \$6,803,580, being an increase of \$127,267 compared to the prior year (\$6,676,313 in 2015).

The major area of increase was in employment costs up \$274,846 on prior year (2016 total cost being \$4.883m). Primarily, increases were agreed Award and CPI increases of around 2.5% (\$95k), an additional half-time position in biologics (for expanded services, \$43k), a half-year additional IMG position (\$50k) and the introduction, due to auditor's request, of earlier provision for long service leave from the 6th year of service.

Costs have been reduced through improved purchasing regimes for medical supplies and a substantial decrease in maintenance costs associated with a new air conditioning system on the ground floor.

Borrowings

Prepaid income represents \$500,352 of total liabilities, being funds received in advance for next year. The two major amounts included are \$111,632 for Akaal and \$99,850 for Macquarie Foundation.

It was also pleasing that Foundation's cash flow enabled a further reduction of \$123,119 from the property loan, from \$3,486,124 to \$3,363,005. This financial facility is due to be re-financed in 2016.

*"I cannot speak
highly enough of the
team at the
Skin & Cancer
Foundation Inc."
(Patient, Feb 2016)*

supporters

Many individuals and organisations contribute in so many different ways to support the Skin & Cancer Foundation Inc each year.

The support of our many volunteers, donors, other individuals, philanthropists, community groups and companies is critical to our work. Their advice and assistance, help and support does make a difference and is genuinely appreciated.

The Foundation also thanks our member dermatologists, many of whom donate their precious time to provide clinical services, teach and conduct outstanding, world-class research.

AbbVie
Advantage Salary Packaging
Allergan
AMSL
Aspen
Avant
Bank of Melbourne
Bayer
Bioderma
Brodie Young
Candela
Celgene
City of Melbourne
Cleaning Melbourne
Collingwood Football Club
Edgewise
Ego Pharm
Eli Lilly
Elyptol
Galderma
Jacaru
Janssen-Cilag
Johnson & Johnson
Kabo Lawyers
King & Wood Mallesons

La-Roche Posay
Leo Pharma
Lumenis
Macquarie Bank
Macquarie Group Foundation
Macquarie Insurances
Mail Boxes Etc
Mayne Pharma
Meda Pharma
Melbourne Pathology
Melbourne Skin Pathology
Menarini
National Australia Bank
Nexia Australia
Novartis Pharmaceuticals
Pfizer
Pierrick Boyer
Price Point Medical
Solbari
Stratpharma
SunSmart
Syneron Cande
The Wigs Cellar
Warner & Webster
We Care Charitable Trust

Significant innovations in the treatment, education and research into skin health are achieved through the Foundation and by its members. We make a difference for patients affected by skin disease, skin cancer and melanoma.

The Foundation is a not-for-profit organisation that has Deductible Gift Recipient (DGR) status. We have also been endorsed by the Australian Taxation Office for Charity Tax Concessions (CTC).

Skin & Cancer Foundation Inc
Level 1, 80 Drummond Street
Carlton VIC 3053
t: +61 3 9623 9400
f: +61 3 9639 3575
e: info@skincancer.asn.au
w: www.skincancer.asn.au
ABN. 58 895 584 259
Registered Charity A 12501

