



celebrating 25 years of leadership in
dermatology and skin health in australia

annual and financial report 2012-2013

our vision

The leader in dermatology and skin health in Australia

our mission

clinics: to provide patient-focused, world class dermatological care

education: to lead the promotion of skin health in the community through education in dermatology, including dermatologists, trainees and health care professionals

research: to achieve global outcomes by contributing to dermatology research

invigorate & sustain: to invigorate and sustain the Foundation for the future

our focus

“Healthy Skin by Dermatologists”

This sums up the Foundation’s commitment to the community to foster healthy skin through service and advice provided by dermatologists - the skin experts

contents

25 Years at the Foundation	4
From the President	14
From the Executive Director	18
Representatives	20
Clinics	26
Education	28
Research	30
Occupational Dermatology Research & Education Centre	32
25 Years of Contact Dermatitis	34
Publications & Presentations	36
Financial Report	40
Patient Feedback	46
Supporters	48

25 years at the foundation

take a look at our journey - 1986 to 1991

OCTOBER 1986

A small group of dermatologists meet "to establish a further relationship between the Skin and Cancer Foundation in Sydney and the proposed Skin and Cancer Foundation in Melbourne, and to elect a working committee of the Skin and Cancer Foundation (Melbourne)."

JANUARY 1987

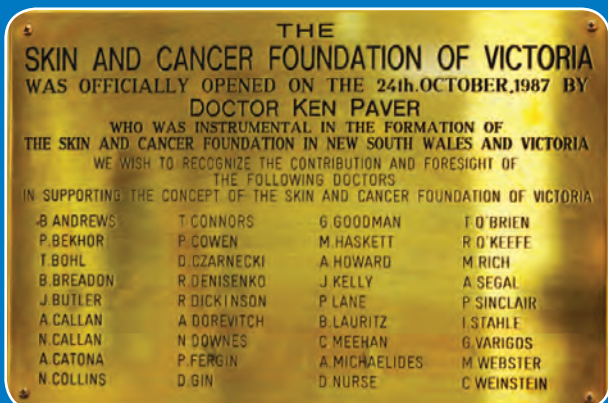
Business name of Skin and Cancer Foundation Inc registered. Foundation takes up residence at 12 St Andrews Place, East Melbourne, which was part of the old St Andrew's Hospital.

1986

1987

OCTOBER 1987

Dr Ken Paver was invited to officially open the Foundation. Dr Michael Rich becomes the inaugural President of the Foundation. Dr Greg Goodman, now Associate Professor, was elected Vice-President.



Plaque commemorating the official opening of the Foundation on 24 October 1987

The Sydney-based Dr Paver is considered one of the most influential and visionary dermatologists in Australia. He had played a key role in establishing the Skin and Cancer Foundation in Sydney and provided considerable advice and support to the committee involved in establishing the Skin & Cancer Foundation in Victoria.

Dodgshun House, designed by Hyndman & Bates, is a grand Victorian Italianate style house built in 1865. It remains one of the few mansions at the city end of Brunswick Street.

Formerly known as "Edensor", Dodgshun House was the birthplace of Mary Mackillop, canonised by Pope Benedict XVI in 2010 as Australia's first saint. She was born there in 1842.

A little later that year, her father suffered financial difficulties and sold the property to Jonathan Binns Were, the founder of what is now the prominent financial services and wealth management company, JBWere.

DECEMBER 1990

Foundation relocates to Dodgshun House, 9 Brunswick St, Fitzroy.



Dodgshun House, 9 Brunswick St, Fitzroy



Mary Mackillop

1990

1991

JUNE 1991

Committee minutes record "Dr Rosemary Nixon to liaise with Rosemary Carter on the production of a new brochure concerning the Skin and Cancer Foundation. This will be distributed Australia wide."

JUNE 1991

Winter Conference held at Mt Buller. The conference made \$1,000 profit. The following year's Winter Conference at Mt Buller made a "profit of a bit over \$1300, which is not bad when you take into consideration the Liposuction Workshop about that time lost a bit more than \$1500."

25 years at the foundation

take a look at our journey - 1993 to 2001



Staff in front of 95 Rathdowne Street

JUNE 1993

The Foundation moves into 95 Rathdowne Street (from Dodgshun House).

OCTOBER 1994

Skin and Cancer Foundation becomes affiliated with the Australian Medical Association.

1993

1994

SEPTEMBER 1993

The Board of St Vincent's Hospital approves an Agreement with the Skin and Cancer Foundation "for joint and cooperative activities to benefit dermatology in Victoria".

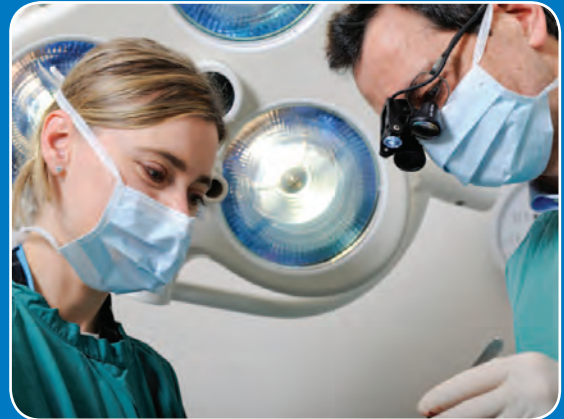
DECEMBER 1994

Legislation allowed by the Governor-in-Council effecting the affiliation of the Skin and Cancer Foundation with the University of Melbourne. The affiliation came into effect on 1 January 1995.

Mohs surgery is a highly specialised form of skin cancer surgery. It involves the microscopic examination of the horizontal specimens of skin cancers at the time of removal, in order to assess the adequacy of surgery.

MAY 1995

The Skin & Cancer Foundation Inc receives \$24,000 grant from the AMP Society "to assist with upgrades to equipment needed for Mohs surgery."



Mohs surgery

NOVEMBER 2000

Foundation reports providing over 7,500 clinical services during the year.

1995

1997

2000

2001

JUNE 1997

The Skin & Cancer Foundation Inc asked to contribute to 19th World Congress of Dermatology, held in Sydney.

MARCH 2001

The Occupational Dermatology and Education Centre (ODREC) is established as a division of the Skin & Cancer Foundation Inc and the Occupational Dermatology Clinic relocates from Monash Medical Centre.

25 years at the foundation

take a look at our journey - 2002 to 2005



Dr John Fewings

FEBRUARY 2002

It was with great sadness and regret that the Skin and Cancer Foundation farewelled its friend and colleague, Dr John Fewings.

"His capacity to remember and recall voluminous amounts of detail about contact allergens was a constant source of wonderment to all who worked with him in clinics.

Foundation staff and colleagues will always remember him not only as a great doctor, but also as a kind, gentle and modest soul who was loved by all who knew him."

The Foundation established an annual prize in 2003, known as the John Fewings Memorial Prize. The annual prize continues to this day, and is awarded at the Australasian College of Dermatologists' Annual Scientific Meeting for the best paper in contact dermatitis.

NOVEMBER 2002

Foundation reports providing over 10,000 clinical services during the year.

2002

2002

The Foundation welcomes the Governor of Victoria, John Landy, as official Patron. "We are honoured to have a man of Governor Landy's stature as patron of our organisation."

This patronage has been generously continued by successive Governors Professor David de Kretser and, currently, His Excellency Alex Chernov, AO, QC.

John Landy was famous for his sporting achievements. He was the second man to run the mile in under 4 minutes, recording a world-record time of 3:57:9 in June 1954.

He became internationally famous for his part in the 1954 Vancouver Commonwealth Games mile race. Again he achieved a time of less than 4 minutes, but was pipped at the end by Roger Bannister. That race is still referred to as "The Miracle Mile".

In Australia he will always be remembered for his part in the 1500 meters final of the 1956 Australian National Championships, in the lead up to the Melbourne Olympics. Landy stopped and helped fellow athlete Ron Clarke who had fallen after tripping with another runner. After being helped up, Clark rejoined the race. Landy quickly followed and, incredibly, lapped the field to win. Landy's gesture, and subsequent win, is now considered one of the greatest moments in Australian sporting history.

As Patron, Governor John Landy was an inspiration to the members and staff of the Foundation

2005

Mr Peter Garamszegi resigns after 10 years as Chief Executive Officer.

2005

Mr Joe Mercuri appointed General Manager, later Chief Executive Officer.


The clinic is a specialist Skin Cancer Clinic. Patients present with the full range of skin cancers including melanomas, basal cell carcinomas and squamous cell carcinomas for diagnosis and treatment. Unlike the widely promoted 'skin cancer clinics' staffed by general practitioners in the community, this clinic does not offer routine 'skin checks' as patients must be referred.

The clinic provides a streamlined and professional exemplar model of service, teaching and research. It has many visiting medical students, GPs and other dermatologists from Australia and overseas.

2005

The Skin & Cancer Foundation Inc and Peter MacCallum Cancer Centre enter into joint venture to establish the Skin Cancer Assessment Clinic.

2005



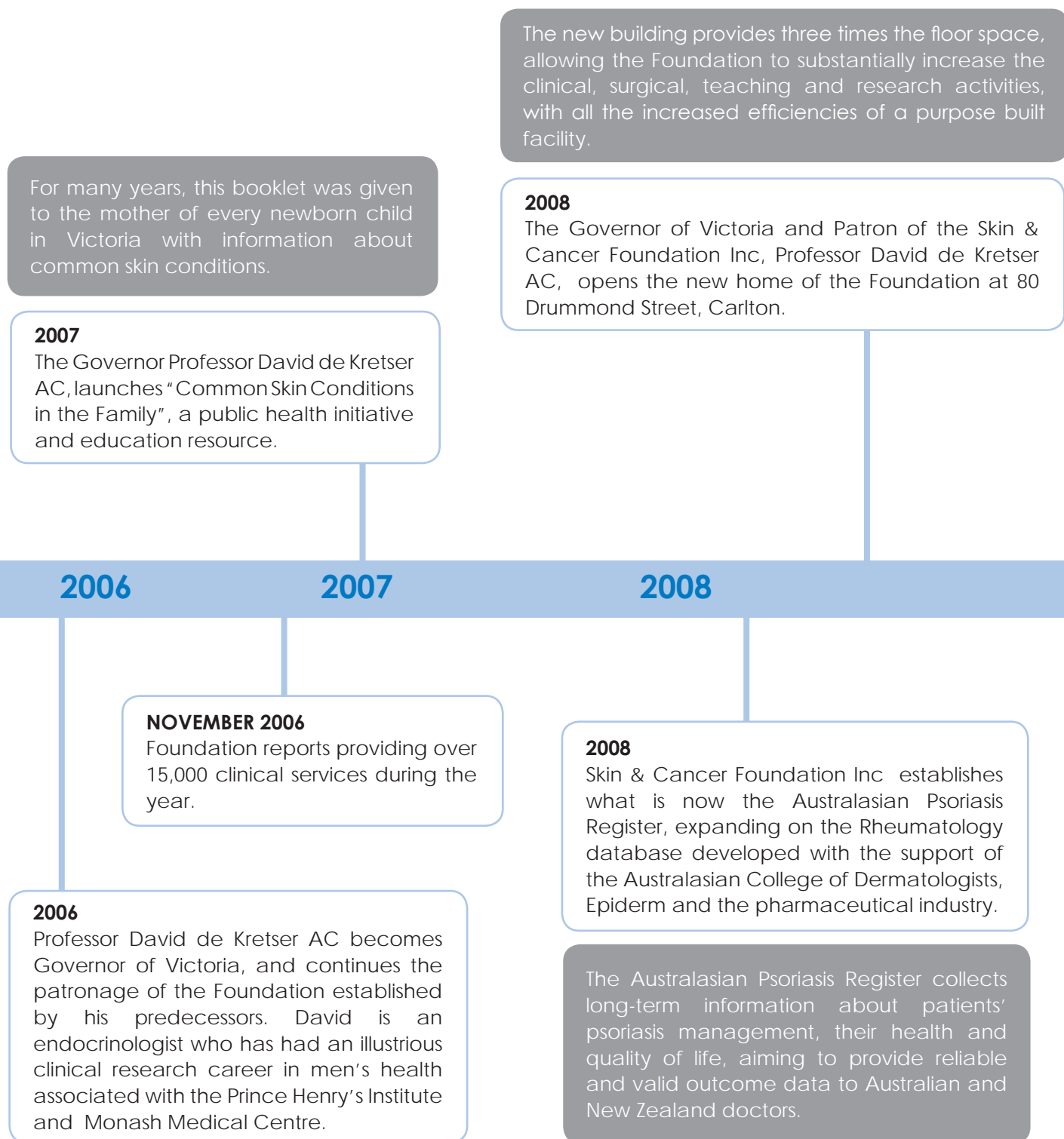
John Landy



A moment in history: Ron Clark and John Landy, Melbourne 1956

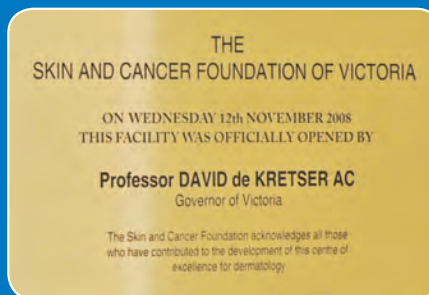
25 years at the foundation

take a look at our journey - 2006 to 2010





80 Drummond Street, Carlton



Plaque showing opening of the facility on 12th November 2008

2009

Dr Tim Rutherford and Dr Ed Upjohn join Associate Professor Greg Goodman, Vanessa Morgan and Dr Phil Bekhor in providing Moh's surgery.

MARCH 2010

Skin & Cancer Foundation Inc becomes first Australian centre to sign an agreement with Probit Medical Research, the international clinical trials consortium.

2010

Participant in Federal Government's Telehealth Advisory Group.

2009

2010

2010

Governance Review results in constitutional change where external experts are appointed to the Board and dermatologists remain in majority.

DECEMBER 2010

Plastic and Reconstructive Surgeon, Mr Miklos Pohl OAM, commences Advanced Surgery Clinics at the Foundation.

2010

Board commissions review of Foundation. Mr Chris Arnold appointed Executive Director.

OCTOBER 2010

The Skin & Cancer Foundation Inc initiates a transition program for final-year registrars to provide graduates with advice on career opportunities, practice management, work-life balance and financial planning. The program is well received, and now conducted annually at the Foundation.

25 years at the foundation

take a look at our journey - 2011 to 2013

MARCH 2011

Dr Hugh Roberts joins Skin Cancer Assessment Clinic and Skin Health Assessment Clinic at the Foundation.

DECEMBER 2011

Professor Robin Marks retires after more than a decade as Head of the Skin Cancer Assessment Clinic.

2011

Foundation publishes online education program on skin health for aged and their carers.

2011

Teledermatology introduced.

2011

2011

The Skin & Cancer Foundation Inc acquires a number of lasers to commence training and service provision in aesthetics. Injectables were also added.

It is critical that registrars be properly trained, and for dermatologists to take a leadership role, in the provision of professionally delivered aesthetic services. Associate Professor Greg Goodman, Dr Michael Rich as well as Plastic Surgeons Mr Phil Bekhor and Ms Belinda Welsh have been major contributors to training in these clinics.

JUNE 2011

Introduction of White Night Gala Ball and Healthy Skin Awards.



Guests enjoying themselves at the 2011 White Night Gala Ball and Healthy Skin Awards

The Rotary Dermatology Research Centre was opened by the Health Minister, the Hon David Davis MLC in 2012. This centre has allowed consolidation of research and education activities in our ground floor area. In addition, the centre will provide space and support for the planned new full chair of Dermatology at the University of Melbourne.

AUGUST 2012

The Rotary Club of Melbourne supports Skin & Cancer Foundation Inc to establish the Rotary Dermatology Research Centre.



Chris Arnold with Health Minister David Davis looking over microscopes in education centre

2013

Accredited ISO9001 and National Safety and Quality Health Standards.

2012

Foundation publishes online Healthy Skin at any age, and Healthy Skin app.

MARCH 2013

Foundation holds inaugural March Against Melanoma along St Kilda foreshore.

2012

2013

2012

Partner in the Victorian Government's Cancer Prevention Strategy Development.

2012

Establishment of dedicated education centre for registrars and trainees.

2012

Long serving Foundation Committee member Dr James Butler retires. Radiotherapist technician Robin Smale also retires after a lengthy period of service in this Clinic.

2012

Foundation supports University of Melbourne first full Chair in Dermatology.

MARCH 2013

Drs Desmond Gan and Michelle Rodrigues are jointly awarded the Paul Eddington Scholarship to study treatments for vitiligo overseas, prior to starting the Foundation's first Vitiligo Clinic.

from the president



A/Prof Chris Baker
President

I must open this report by acknowledging the enormous time and effort that Associate Professor Peter Foley contributed as President of the Skin & Cancer Foundation Inc during the past 6 years. He has guided us through some remarkable achievements during that time, and we are all grateful, and better off, for his wisdom, skills and tireless efforts.

25th Anniversary

The Foundation celebrated its silver anniversary in October 2012. This was an important milestone: 25 years of clinical treatment, education and research into skin health and skin cancer.

This Annual Report celebrates the contribution of our members over this period and highlights some of the important milestones in the achievements of the Foundation.

The Foundation is unique because of the support its members provide. Over 45 contribute their time every month to training clinics. These members, together with others, also volunteer their time to provide educational seminars for the profession and to trainees. They set a wonderful example to new dermatologists who have been supported by the Foundation in their training, many of whom then join their colleagues in the activities of the Foundation.

The Board wishes to reiterate its sincere thanks to all members.

Accreditation and Day Centre registration

The Foundation is a diversified centre of excellence in dermatology.

We are now close to completing a comprehensive two year program, involving obtaining ISO 9001 Quality Management Systems and National Health Standards Accreditation (achieved Feb 2013), registration as a Day Centre by State and Federal governments (Sept 2013) and, finally, obtaining health insurance fund benefits for surgical and related procedures. Contracts with major health funds will be completed by late this year.

We have channelled significant funds and resources into these endeavours. The benefits include accreditation and ability to access health fund funding to reduce the cost to patients. Increased Foundation activity is also proposed, as we encourage additional sessions in advanced surgery and Mohs surgery where insured patients will have minimal or no out of pocket costs.

White Night Gala Ball and National Healthy Skin Awards

The 2013 White Night Gala Ball was highly successful and well attended. Special guests included our Patron the Governor of Victoria, The Hon. Alex Chernov AC QC, as well as the Victorian Minister for Health, the Hon David Davis MLC, the US Consul General, and Senator Mitch Fifield.

The 2013 Healthy Skin Awards went to

- King & Wood Mallesons
- Macquarie Group Ltd
- Meat Workers Union
- Woman's Health Magazine

The above winners received the award in recognition for their commitment to supporting and encouraging the promotion of skin health to their employees/ members of their workplace.



March Against Melanoma

After an unsuccessful attempt to bring together and coordinate a national consortium to run marches across Australia, the Foundation focused on running a successful March Against Melanoma earlier this year in Melbourne.

With support of our Ambassadors, Sam Stynes (widow of AFL legend Jim Stynes), Deborah Hutton, Dr Joanna McMillan and Brody Young over 1,200 people marched along The Esplanade at St Kilda beach to raise awareness of melanoma and skin cancer. A special thanks to the Victorian Melanoma Service, headed by Professor John Kelly and the Peter MacCallum Cancer Centre team headed by Professor Grant McArthur for their support. The event was a considerable success and raised over \$86,000, which has been applied to education and research.

Governance

Board members

My sincere thanks to all Board members for their substantial contribution to steering the future of the Foundation and personally supporting its activities.

Ms Jennifer Gale joined the Board during the year and has been appointed as the new Finance Committee Chair following the resignation of Mr Patrick Burroughs. Patrick has been an outstanding supporter for many years through his financial advice and dedicated service to the Foundation. He continues to assist the Foundation on the working group to settle the Pathology Joint Venture arrangements, which fall due for renegotiation at the end of 2013.

It is pleasing to see the mix of senior, mid career and recently graduated Fellows who make up the Dermatologists on the Board. This balance of views, supported by the specialist expertise of the 5 external members, is very important and highly valued.

Planning workshop

The Board undertook a Planning Workshop in April 2012, led by our Executive Director, Chris Arnold, to review progress and set a course for the following year.

Staff and consultants survey

A survey, which included feedback on the Board, was undertaken, with suggestions implemented.

In May, the Board also undertook a thorough effectiveness review led by lawyer, Ms Kathryn Watt. The review included board members assessing their own individual contributions as well as a detailed consideration of the overall effectiveness of the Board. The Board was pleased with the results of this review.

Financial Performance

This year the Foundation incurred a loss of \$136k. The loss was the culmination of the reduction in several areas of sponsorship, pathology joint venture income and in some areas of clinical activity combined with significant resources devoted to accreditation.

In January the Foundation conducted a detailed operational review, resulting in streamlining clinic processes and reduction in costs. Additional income generating activities have also commenced and will be realised during 2013/2014.

The review resulted in a much lower level of loss than would otherwise be the case, and the Foundation is poised to return to surplus in 2013/2014.

Our thanks to the senior management team for the conduct of this review and the action taken to turn around this short-term financial loss.

Clinical activity

Patient services reduced during the year by 8 %.

The Foundation is developing further surgical and other clinical capabilities with the engagement of new Fellows and additional surgeons.

Plans are also well underway to establish a Vitiligo clinic, led by Dr Adrian Mar in the second half of 2013.

Registrar training

Congratulations to the 6 Trainees who all passed their exams and became Fellows of the College in February 2013.

The Foundation is delighted to announce that funding has been approved for an Indigenous health registrar position to commence in February 2015.

Outreach clinic

Members will be aware of our monthly outreach clinic run by Dr Kamaldeep Sandhu, which continues to grow. This clinic provides general dermatology advice and treatment, minor surgery and is complemented by skin cancer and psoriasis treatment from a Foundation nurse using a mobile PUVA machine.

GP education

The Foundation partnered with Monash University to conduct a two day training program for GPs on dermoscopy and surgical skills. Dr Alvin Chong coordinated the program, which is the first of a number of programs planned with Monash University.

The Foundation continues to provide other GP education directly through GP surgical workshops arranged by Dr Chong.

Research trials

Through an agreement with international trials broker, Probit Medical Research, the Foundation continues to expand in the area of clinical trials.

Under the leadership of our Research Director, Associate Professor Peter Foley, the trials team now comprises Coordinator Christine Veljanoski, 5 nurses and a medical practitioner, with a part time administrative support person.

The team is currently running 10 clinical trials.

Expansion of support for research

Establishment of combined clinical research fellowship

In addition to funding the Florence and Eddington grants, the Board is pleased to advise that it has now established a fellowship for a young dermatologist to spend a day per week at the Foundation undertaking a clinic for half a day, with the other half devoted to funded research time.

Grants

This year the Board has also utilised funding to support three research projects. The first at the Victorian Melanoma Service, the second through the Dermatology Department of the Royal Melbourne Hospital and finally, within the Foundation's own Research Division.

Australasian Psoriasis Registry

At the end of the year, there were 22 sites, 3 of which were in New Zealand, which demonstrates substantial growth over last year when we had 12 sites (2 in NZ). The APR now covers 811 patients in total, including 18 from New Zealand - which, again, represents a significant change from 629 patients at this time last year.

There have been active discussions within the industry focused on expanding support for the Registry and its work. In 2013, the Foundation will coordinate an industry-funded program to support data collection from all of the sites involved. The level of support will be determined by the contributions available each year.

The Foundation also continues its active involvement in international research with its effective collaboration and association with the PSONET group.

University of Melbourne inaugural Chair in Dermatology

The Foundation has strongly supported the establishment of The University of Melbourne's first full chair in Dermatology. We have provided office space and administrative support within the Rotary Dermatology Research Centre, the opportunity for clinical and teaching sessions and support for research.

The University is now seeking to fill this appointment.

Sustainability

The Foundation has been very active in pursuing an agenda designed to advance its sustainability over the long-term. Accreditation, day centre registration, health fund benefits, expansion of research and increased collaboration with universities are but a few examples.

I would like to take this opportunity to thank our Executive Director Chris Arnold for his continued leadership and support of the Board in this journey and also the dedicated senior management team, including Jane English, Catherine Bennett, Sue Edwards, Karli Fountain, Simon Cumming and Karin Morris.

Associate Professor Chris Baker
President

Priorities for 2013/2014

- Returning to surplus
- Supporting registrar and IMG training, with success in Fellowship registration for all 10 Victorian final year students
- Securing funding for an additional registrar for indigenous health
- Completion of agreements for benefits with Health funds
- Introduction of Vitiligo Clinic
- Continuing to expand the base of Foundation funding
- Welcoming and supporting the University of Melbourne Chair in Dermatology



Participants in the Foundation's March Against Melanoma, St Kilda foreshore, March 2013

the paul eddington scholarship

This Scholarship was established by the Skin & Cancer Foundation Inc to celebrate the memory of British actor Paul Eddington.

Paul's rare skin condition was diagnosed and treated by us and, as a result of our role in his management, he became a strong supporter of the Foundation.



The Scholarship awards a grant to support newly qualified dermatologists obtain skills and experiences overseas that will enable them to benefit patients of the Foundation.

Paul Eddington was a debonair British actor who rose to fame for his role in *The Good Life*, a TV comedy series about a young couple living off the land, but in their backyard in suburban London.

In the 1980's he was thrust into international stardom with the role he played of the inept British Government Minister, Jim Hacker, in *Yes Minister* and in 1986, *Yes, Prime Minister*.

He was enormously popular. Margaret Thatcher awarded him the CBE. It was reported that the then Australian Prime Minister, Malcolm Fraser, paused government meetings to watch episodes of *Yes, Minister*.

from the executive director



Chris Arnold
Executive Director

Sustainability

This special Silver Anniversary edition of our Annual Report reflects on what we have achieved over the last 25 years. I join the President in celebrating the success of this unique organisation. My report will focus on the next phase of the Foundation.

As the President outlined, the Foundation has set a clear course to increase and expand its revenue base, through accreditation, day centre registration and the ability to offer selected services to patients covered by their private health insurance. This will build activity and revenue.

We have added a second major annual event, the March Against Melanoma, with a potential third event to be introduced late in 2014. Each will generate a combination of awareness and fundraising to be used to expand our education and research.

The Foundation has also been active in expanding the Australasian Psoriasis Registry (APR) and increasing the level of industry support for its operation. Whilst support in 2012/2013 has been somewhat less than in years past, we must still thank our loyal sponsors for their continued support. Additional commitments have, and continue to be made to increase support.

Biologics Masterclasses have been expanded, with several sessions conducted interstate. This is complemented by the identification of eight potential research papers to be drawn from APR data and international comparisons through our participation in PSONET. Two projects have already commenced and offers of support for other projects are being discussed.

Thanks to Dr Alvin Chong, who has joined the Foundation's education team, our offerings in GP education are expanding and creating additional income in the process of providing much needed training for GPs in skin health.

Cost control has continued, with additional savings as a result of the January operations review. Following an Expression of Interest, the Foundation has decided to commence a new banking agreement, when then the current term concludes in October, with ANZ Private. This arrangement will see more competitive rates on the premises loan and a corporate partnership approach facilitating increased networking, sponsorship and other in kind support.

Finally, the Foundation is expanding its engagement with all sectors of the community to raise awareness, seek support and pursue the Foundation's vision.

Activity and Finance

It was disappointing to see an 8% reduction in clinical activity and an operating loss of \$136K for the year. The accounts show an overall net profit for the year of \$1.45Mil, due to the increase in the valuation of land and buildings.

A combination of tougher economic conditions reflected in sponsorship, reduced revenue from Melbourne Skin Pathology, substantial costs for air conditioning maintenance and major repair on the ground floor to tenancies and lower activity in several clinics were the principal causes.

The Foundation responded with cost containment measures and a drive for additional revenue. These measures are reflected in a lower than anticipated deficit result and a budget indicating a return to surplus for 2013/2014.

Following a detailed review of IT requirements, phase one implementation will involve the Foundation's systems moving to the Cloud, with consequential savings on hardware replacement and improved levels of service.

Revaluation of premises

As required by audit, the Foundation's land and buildings were re-valued for the financial statements. The value has increased by \$1.743 mil to \$10 million this year. The Foundation has also concluded a number of new and extended leases for tenants, which adds certainty to our ongoing revenue.

Accreditation, Day Centre Registration and Health Fund Benefits

The President has already reported on this work. The preparation, documentation and ongoing maintenance of these important initiatives required substantial resources. We utilised the services of some consultants during the past two years on this project. However much of the work was conducted internally, in particular by our Clinical Operations Manager, Jane English. I thank her for her very substantial contribution in these important areas.

Teledermatology

Two years ago, the Federal Government introduced Medicare benefits for rural and remote patients and aged care facilities for telehealth using videoconferencing. In spite of its value in dermatology, the take up has been low.



More recently, on behalf of the Australasian College of Dermatologists, Professor Peter Soyer and I have lodged a submission with MSAC seeking benefits for Store & Forward only consultations (ie, excluding video conference).

This option is far more convenient for the patient, the referring GP, the dermatologist and the aged care facility. It is also considerably less expensive. The application is likely to take a year to be expertly assessed and finally determined by MSAC.

The Foundation has been an early adopter of videoconferencing consultations, although numbers have been small. Once available, the Foundation will be ready to participate effectively in this new method of teledermatology.

Concurrently, we are also working with the Australasian College of Dermatologists to develop a structured education program on telehealth for registrars and other trainees.

Registrar Training


It is always a source of considerable joy to see our registrars using the Foundation facilities, meeting with each other and learning from the large number of dermatologists and other clinicians who support training here.

I am delighted that many return, following registration as Fellows to join clinics to expand their experience, whilst contributing to the ongoing sustainability of the Foundation. The Registrar to Consultant Transition program also appears to be well supported.

My personal thanks to the Australasian College of Dermatologists Victorian Faculty, with whom the Foundation continues to have a strong and mutually supportive relationship. I am sure that this, in part, explains the success of Victorian registrars and international medical graduate trainees in completing training and becoming Fellows of the College.

Skin Gallery

A collaboration between Arts Access Victoria and the Foundation has produced a rolling, six-weekly exhibition of artwork opposite our clinical reception. Established artists, as well as emerging disabled artists, are displaying their work and livening up the decor at the Foundation.



Conclusion

Challenges will continue in 2013/2014 as we implement health fund benefits, a new banking agreement and negotiate a new pathology joint venture.

I would like to thank the President, Associate Professor Chris Baker, and the Board for their strong support and advice during the year.

To our Medical Director, Dr Mei Tam, Research Director, Associate Professor Peter Foley and ODREC Director, Associate Professor Rosemary Nixon, thank you for the additional time and commitment you provide by taking on these important roles and for your valuable advice.

To my senior management team, Jane English, Catherine Bennett, Sue Edwards, Karli Fountain, Christine Veljanoski, Simon Cumming and Karin Morris, thank you all for such a huge year, where each of you has taken on so many additional tasks so willingly. The Foundation - and me personally - highly value your loyalty, support and hard work.

This is an exciting time to be a part of the Foundation and I look forward to actively contributing to its future.

Chris Arnold
Executive Director

representatives

our patron and board members



Governor of Victoria,
The Honourable
Alex Chernov, AO, QC
Patron



A/Prof Chris Baker
President



Chris Arnold
Executive Director



A/Prof Peter Foley
President to December 2012
Research Director



Dr Mei Tam
Medical Director & Chair
of Credentialing & Quality
Committee



A/Prof Rosemary Nixon
Vice President



Dr Michael Rich
Dermatologist



Dr Edward Upjohn
Dermatologist



Dr Hugh Roberts
Dermatologist



Miklos Pohl
Plastic Surgeon



Jacqueline Phillips
Business Development



Andrew Farr
Legal Member



Jennifer Gale
Finance Audit & Risk
Management Committee
Chair



A/Prof Greg Goodman
Advisory Representative



Dr Johnathan Ng
Registrar Representative



Dr Chris Jalilian
Registrar Representative

representatives

our ambassadors



Dr Bertold Salomon
International Skin Ambassador



Brodie Young
Healthy Skin Ambassador



John Calver-Jones
Business & Corporate
Ambassador



Dr Catherine Gale
Professional Services Skin
Ambassador




Deborah Hutton
Healthy Skin Ambassador



Dr Johanna McMillan
Healthy Skin Ambassador



Emma Cam
Healthy Skin Ambassador



Luke Mitchell
Healthy Skin Ambassador



Michael Klim
Healthy Skin Ambassador



Vaughan Bonny
Healthy Skin Ambassador



Our Ambassadors provided great support at our White Night Gala Ball held in June at the Grand Hyatt in Melbourne, and at the March Against Melanoma held earlier in the year on the St Kilda beach foreshore.



representatives

sub-committees

governance

Ms Kathryn Watt
A/Prof Peter Foley
Mr Andrew Farr
A/Prof Chris Baker
Mr Chris Arnold

finance, audit and risk management

Dr Michael Rich
Dr Mei Mui Tam
Mr Chris Arnold
Mr Patrick Burroughs (till 30/11/12)
Ms Jennifer Gale (from 1/12/12)

melbourne skin pathology

A/Prof Chris Baker
A/Prof Peter Foley
Mr David Pinkus
Mr Chris Arnold

quality and credentialing committee

A/Prof Chris Baker (till 30/11/12)
Dr Mei Mui Tam (from 1/12/12)
Mr Chris Arnold
Ms Angela Webb
Ms Jane English
Dr Tim Rutherford
Dr Shoba Joseph
Mr Simon Cumming

foundation staff

management

Mr Chris Arnold (Executive Director)
Ms Jane English (Clinic Operations Manager)
Ms Sue Edwards (Patient & Customer Service Manager)
Ms Karli Fountain (Marketing Manager)
Ms Christine Veljanoski (Trials Coordinator)
Mr Simon Cumming (Data Manager)



consultants

aesthetics clinic

A/Prof Greg Goodman
Dr Phil Bekhor
Dr Belinda Welsh

advanced surgery

Dr Adam Sheridan
Mr Nigel Mann
Mr Miklos Pohl
Ms Angela Webb
Mr John Beer
Mr Ajay Chauban
Mr Raminder Dhillon
Ms Natalie Ngan
Mr Richard Barton
Mr Ramin Shayan
Ms Namrata Anavekar
Mr Edmund Ek

biologics/phototherapy

A/Prof Peter Foley
A/Prof Chris Baker
Dr Anna Braue
Dr Shobha Joseph
Dr Phillip Lane
Dr Kamaldeep Shandu

contact dermatitis clinic

Dr Mei Mui Tam
Dr Bruce Tate

grenz

Dr Michael Webster

hair clinic

Dr Jack Green
Dr Jill Cargnello
Dr Alfonso Perez
Dr Alana Tuxen

hyperhidrosis clinic

Dr Vanessa Morgan
Dr Kamaldeep Sandhu

laser clinic

Dr Michael Rich

liaison clinic

Dr Josie Yeatman
Dr Melissa Thomas (Psychiatrist)

melanoma clinic

Dr Diana Tran
Dr Michael Rich

men's health

Dr Anthony Hall

mohs' surgery

A/Prof Greg Goodman
Dr Edward Upjohn
Dr Tim Rutherford
Dr Phillip Bekhor
Dr Vanessa Morgan

nail clinic

Dr Anne Howard
Dr Marguerite Seith
Dr Hope Dinh

occupational therapy

Dr Jenny Cahill
A/Prof Rosemary Nixon

oral mucous membrane clinic

Dr Jonathon Tverskey
Dr Carol Burford
Dr Eric Poon
Dr Anita Lasocki

pdt

Dr Kamaldeep Sandhu

psychology

Dr Sebastiana Biondo

radiotherapy

Dr Michael Webster
Dr Mignon Moyle
Dr James Butler

skin cancer management

Dr Hugh Roberts
Dr Michelle Rodrigues
Dr Claire Grills
Dr Michelle Goh
Dr Mei Tam
Dr Peter Sinclair
Dr Rebecca Dunn
Dr Shyamalar Gunatheesan

transplant

Dr Alvin Chong
Dr Michelle Goh
Dr Carol Burford
Dr Sarah Brennard

As part of the registrar to consultant transition, the following new fellows have conducted private general dermatology sessions:

Dr Kamaldeep Sandhu
Dr Alfonso Perez
Dr Shyamalar Gunatheesan

Consultant Radiation Oncologist, Dr Wes Miles, has referred patients directly for radiotherapy treatment.

clinics

Foundation members, supported by plastic surgeons, an oral mucosal specialist, a psychiatrist and a psychologist provided in excess of 25,000 patient services. Training clinics are the essence of the future for dermatology as a profession.

We sincerely thank these dedicated specialists for their ongoing and strong support. In addition, we are appreciative of the excellent collaboration the Foundation enjoys with the Australasian College of Dermatologists, and its Victorian Faculty, in arranging registrar and international trainee placements.

During the year, surgery conducted at the Foundation increased (Mohs' \$34k and Advanced Surgery \$60k). The Foundation has been fortunate to secure the services of several new plastic surgeons, including Ajay Chauhan, John Beer and Ramin Shayan. These additional surgical sessions have been reflected in the increased number of patients treated compared to the last financial year.

Members will recall that, for many years, Professor Robin Marks conducted not one, but two clinics each week. His departure has affected the number of patient services provided last year.

Nevertheless, with the assistance of Dr's Hugh Roberts, Clair Grills, Lloyd Hale, Peter Sinclair and Rebecca Dunn, the growth in the number of services provided has been reaching towards that of the previous year. Nevertheless, total activity for the year was 8% down on the previous year. The decrease was primarily related to the reduction in skin cancer management clinics.

All our planning indicates that we will extend the number of sessions in 2013/2014, particularly following the registration of additional new Fellows in early 2014. This clinic is important as skin cancer management is a fundamental basic for training dermatology registrars.



Dr James Butler

Jim Butler has been an outstanding contributor to the Foundation; as a founding member, board member and active clinician in the Radiotherapy clinic. This year, Jim retired from the Foundation Radiotherapy clinic. Mr Michael Webster continues to steer the clinic.

The Board would like to pay tribute to Dr Butler for his contribution over the 25 year life of the Foundation and wish him well for the future.

We would also like to thank Dr Mignon Moyle for her services to the Radiology Clinic. Dr Moyle resigned from the clinic during the year.

Accreditation and Day Centre registration

Sincere thanks to the Foundation team for securing ISO 9001 and NHQS Quality Standards accreditation. Special thanks to Jane English for leading the clinical team.

As a centre of excellence, accreditation represents an important message to the community. Concomitant with accreditation is an increase in monitoring of activities and reviewing adherence to standards through internal audits. These audits are then discussed at the Credentialing & Quality Committee, the Board and then feedback provided to staff.

Day Centre registration will be completed early this coming year.

Credentialing & Quality Committee

The Committee comprises Angela Webb, Tim Rutherford, Mei Tam, Shobha Joseph, Jane English, Chris Arnold and Simon Cumming. Thank you to Assoc Prof Chris Baker, now President, as inaugural chair of the Credentialing and Quality Committee and also for his leadership as Medical Director until last November.

Dr Mei Tam
Medical Director



Priorities for 2013/2014

- Obtain Day Centre registration
- Successful negotiation of Health fund contracts
- Commencement of Vitiligo clinic
- Expansion of clinical activity by 5-10%

education

The Foundation's education offerings continue to expand

Registrars

The Foundation is home for all Victorian registrars. Our dedicated facility, library and support services are available at all times for all registrars, IMGs and visiting trainees.

2013 was an excellent year for both Foundation-funded and all other Victorian registrars. All six successfully completed their Fellowship exams to become Fellows of the College in February 2013. The Foundation congratulates the trainees and is delighted to see a number of them participating in Foundation clinics.

Seminar Program

The Foundation wishes to thank guest presenters, members and pathologists from Melbourne Skin Pathology for supporting the regular education sessions, Skin Schools Update meetings, Clinical Update meetings (on behalf of the Victorian Faculty) and Dermopathology tutorials. Our sincere thanks to our sponsors for their valued support for this education program.

In addition, the Foundation has continued its three evening program for final year trainees Transition to Private Practice, which has been well supported by members and certainly appreciated by the trainees.

GP training

Our thanks to Dr Alvin Chong for the expansion of GP training during the year. Dr Chong and the Executive Director have negotiated with Monash University to produce a two day surgical skills workshop program.

These workshops were only possible with the support and contribution of members and registrars. The program was so successful that two workshops will be planned for 2014.

Other surgical workshops were provided directly by the Foundation and arranged with the support of members, by Dr Chong.

University of Melbourne Chair in Dermatology

The Foundation is pleased to support the establishment of this new chair, with facilities, office, administrative assistance and the opportunity for teaching and research. We hope that anointment will be made in the near future.

Nurse Education

Jane English has continued to arrange dermatology nurse education sessions, available to Foundation and external nurses. Thank you to members and guest speakers for their support.

Biologic Masterclasses

As the President noted in his report, the Foundation has expanded its biologics education master classes, which included conducting two interstate programs this year. Our thanks to Associate Professor Peter Foley, Ms Barbara Rudalski and Ms Sue Anderson for coordinating and running this valuable national program.

Community Education

The Foundation continues to develop and expand on the information we publish on skin health. Our Healthy Skin App for iPhones and Androids is also complemented by a small handy guide for skin health.

This year the Foundation launched the March Against Melanoma as a targeted campaign to draw public attention to the need for prevention and early detection of Melanoma and skin cancer. Our thanks to all those who participated in the march and the associated campaign. The March Against Melanoma will be a regular event in the Foundation's annual community education program.

Our ambassador, Dr Jo McMillan, has produced a Nutritionist GED for skin health directed to sufferers of Psoriasis. Our thanks to Jo who is currently working on an e-book addressing general skin health nutrition.

The National Healthy Skin Awards round off the Foundation's program to raise awareness, supported by its Corporate Skin Check program conducted by ODREC Director, Associate Professor Rosemary Nixon.



Priorities for 2013/2014

- Secure an additional registrar position for indigenous health
- Expand line education material and update website
- Continue Biologic Masterclasses
- Expand corporate and organisational awareness of healthy skin
- Prevention of skin cancer

research

The Foundation has expanded its research efforts in several ways this year. These have included clinical trials, research emanating from the Australasian Psoriasis Registry (APR), ODREC research, the establishment of a part-time research fellow position and funding for Foundation and external research in dermatology.

Associate Professor Rosemary Nixon has provided an excellent report on ODREC activities elsewhere in this Annual report.

Clinical trials

We have continued to expand the number of retrials and the participant numbers within those trials.

Obtaining sufficient numbers for trials is sometimes difficult. The Foundation wishes to acknowledge the assistance of Clinical Trials Connect (CTC) in this process. CTC's on line recruitment tool provides screening to streamline selection processes.

Most trials arrive via our international collaboration with trials Broker PMR.

Our Trials Coordinator, Christine Veljanoski, has continued to develop the team, and to produce a comprehensive range of updated Trials Standard Operating Procedures. The combination has streamlined trial work and provided a solid basis for accreditation success.

My thanks to Christine and the trials team for their excellent contribution.

Australasian Psoriasis Registry

The APR is a valuable resource for the sites contributing and now, the research emanating from its data. Over eight research papers have been identified. The Foundation has commenced two and is currently seeking support to undertake additional papers.

The APR also secures considerable benefits through the Foundation's participation in PSONET (an international psoriasis database group based in Europe). The relationship gives us the ability to conduct international comparisons.

Funding for Research

This year, the Board of the Skin & Cancer Foundation Inc has created a part-time fellowship for a young dermatologist to work on their chosen research for a year . The grant is open annually.

In addition, we have also provided research grants to:

- Department of Dermatology, St Vincent's Hospital
- Victorian Melanoma Unit
- Department of Dermatology, Royal Melbourne Hospital; and
- the Foundation's Research team

Associate Professor Peter Foley
Research Director

Priorities for 2013/2014

- Welcome new Chair in Dermatology at the University of Melbourne
- Expand APR research papers program
- Increase trials by 10% in value terms

radiotherapy

Radiotherapy has a cure rate equal to that of surgery and is often the treatment of choice when surgery is difficult, or not suitable, because of other medical conditions.

Radiotherapy (or Radiation Therapy) is used for the treatment of most types of skin cancer. It involves the use of high energy x-rays focused on the area to be treated.



These x-rays are similar to those used in diagnostic x-rays, except they are slightly stronger and more focussed. Shielding is used to protect areas that do not require treatment.

Treatment is not limited to skin cancers. A number of other conditions can be treated with radiotherapy, including

- Bowen's Disease
- Kaposi's Sarcoma
- Keloid Scars
- Mycosis Fungoides

Dermatologists should not hesitate to refer their patients for radiotherapy treatment at the Foundation. There are virtually no waiting lists so appointments can be arranged promptly.

Patient care is of utmost importance at the Skin and Cancer Foundation Inc's Radiotherapy Department. Our service is therefore of the highest standard, delivered in a caring and friendly environment.

Call the unit on (03) 9603 9400 for more information.

occupational dermatology research and education centre

It has been another successful year for ODREC, the small occupational dermatology research group whose staff also run the Foundation's Occupational Dermatology Clinic. Our research is primarily directed by the clinic patients that we see, making our research very clinically relevant.

Allergic Contact Dermatitis Epidemic

In 2012-13, a major epidemic in allergic contact dermatitis has occurred to the preservative methylisothiazolinone (MI). Dermatology registrar Dr Ann Boyapati compiled and published a case series of patients with hand dermatitis, who had attended either the Occupational Dermatology Clinic or the Contact Dermatitis Clinic, run by Drs Bruce Tate and Mei Tam. The patients were exposed to MI largely from baby wipes, however other sources included deodorants, moisturizers, hand and body cleansers, sunscreens and make-up remover wipes. Currently, an astonishing 10% of all clinic attendees have been found to be allergic to MI this year!

Contact Allergen Bank

Our Contact Allergen Bank has gone from strength to strength. Dermatologists from around Australia request the supply of specific patch tests for particular patients, especially when they do not have access to uncommon allergens. There are approximately 70 registered dermatologist users of the Contact Allergen Bank and patch tests were supplied to approximately 100 patients in 2012-2013. Thanks to researcher, clinic nurse co-coordinator and database manager Mandy Palmer again for all her work in facilitating the Bank, together with our wonderful administration person Allison Muis. Thanks also to Sue Byers for assisting us and we were sorry to see Sue finish up at the Foundation in September 2013.

Staff and Research Fellows

Permanent part-time employees Mandy Palmer and Dr Jenny Cahill have continued to make a tremendous contribution to ODREC over the last year and I thank them for their efforts and their support.

In addition, our research fellows have been most impressive. These have included Dr Sarah Gamboni to August 2012; Dr Sarah Hannam from October 2012 to January 2013 prior to starting as SCF Resident and Dr Ryan Toholka from February 2013. Former research fellow Dr Georgina Lyons was successful in obtaining a dermatology training position, as was Dr Priyana Bhaba who also co-authored papers with us. Other collaborators have included Drs Ann Boyapati, Qunyh Le, Claire Sheeran, Stephanie Tan, Stephanie Tizi, dermatologist Dr Liz Chow from Liverpool Hospital, NSW and epidemiologist Dr Tessa Keegel, who previously worked at ODREC. In 2014, Drs Gamboni, Hannam, Tan and Tizi will all commence dermatology training.

Website

Our website, www.occderm.asn.au had 56,650 hits from 1 July 2012 to 30 June 2013! Top 5 countries accessing the site were USA, Australia, UK, Canada and India.

Journal Club

ODREC organised a Journal Club in contact dermatitis approximately bi-monthly in 2012-13 and also contributed to the Contact Dermatitis Session at the Annual Scientific Meeting of the Australasian College of Dermatologists in May. Speakers included Dr Mei Tam, myself, registrar Drs Georgina Lyons, and researchers Drs Ryan Toholka, Danit Maor, Sarah Hannam and Stephanie Tizi, who was awarded the John Fewings prize for the best speaker, in memory of our former contact dermatitis colleague John.

Visitors

We have hosted a steady stream of visitors to the Occupational Dermatology Clinic including interstate dermatologist Dr Rachael Gliddon; South Australian dermatology registrars; overseas visitors including Dr Sarah Tan from the Phillipines and Dr Harneet Ranu from Singapore as well as many elective students.

ICDRG

Associate Professor Rosemary Nixon continues as a member of the International Contact Dermatitis Research Group (ICDRG) and was an invited speaker at the Occupational and Environmental Exposure of the Skin to Chemicals meeting in Amsterdam in June 2013. Future invitations include the Asia-Pacific Environmental and Occupational Dermatology Symposium in Yogyakarta in October 2013, the European Society of Contact Dermatitis meeting in Barcelona in 2014, International Congress of Occupational Health in Seoul and the World Congress of Dermatology in Vancouver in 2015.

Funding

While the Occupational Dermatology Clinic is a clinic of the Foundation, ODREC is an entirely self-supporting research group within the Foundation, and made a small profit again this financial year. Funding comes from a variety of sources, although we have been extremely sad to lose our long term supporter Epiderm from the Australian College of Dermatologists, who have ceased funding research projects. We thank them for their support over many years. National occupational health and safety organisation, Safe Work Australia, has recently supported a project on the factors leading to occupational contact dermatitis, while we have also been funded for a study on chromate and rubber allergy by the Australasian Faculty of Occupational and Environmental Medicine (Royal Australian College of Physicians). Other funding sources include revenue from our Contact Allergen Bank, corporate skin checks, medico-legal assessments, consulting and finally donations. Corporate skin check clients this year have included King Wood Mallesons, Macquarie, Hospira, Medway Golf Course, McCann Foods and the RSL. Since 2007, Associate Professor Nixon has donated 1-2 days of her time to research each week.

A number of journal articles and book chapters were published in 2012-2013; which can be found under publications and presentations.

Associate Professor Rosemary Nixon
Vice President



25 years of contact dermatitis



A/Prof Rosemary Nixon
Vice President

The Contact Dermatitis Clinic was one of the very first clinics at the Foundation, commencing in October 1987.

Dermatologist Greg Goodman suggested to then dermatology registrar Rosemary Nixon that she should start the clinic on her own, although at the time Rosemary had not even articulated an interest in contact dermatitis! In those days, if you were unsuccessful in the exams, you just completed your three years as a dermatology registrar and then supported yourself by doing locums and hospital work until you eventually passed. It perhaps seems a bit surprising these days, but that's how it worked then.

Initially, Rosemary saw the patients on her Friday morning off, patches were then applied by nurse, and inaugural Skin and Cancer Foundation manager, Terri George, and the patients were reviewed after 72 hours on Monday lunchtimes between her other clinics. In 1988, she continued to patch test on Friday mornings and Monday afternoons.

In 1989, Rosemary visited St John's Hospital in London to gain more experience, particularly in the area of occupational dermatology with Dr Richard Rycroft. On her return, she continued working in the Contact Dermatitis Clinic, instigating the Monday-Wednesday-Friday patch testing format. In 1990, she was successful in receiving some research funding from what was then called the National Occupational Health and Safety Commission, now Safe Work Australia, and Kath Frowen was employed as a research nurse. In 1991, after the Foundation moved to its Brunswick Street incarnation, Kath was appointed as a patch test nurse. Of course, nurses have always played a hugely important role in the patch test clinic working closely with dermatologists, and as well as Terri George, other nurses in the early days included Maureen, Therese and Rhonda.

During the summers of 1990-1 and 1991-2, sunscreen intolerance was a particular problem and special sunscreen patch and photopatch testing clinics were convened. This problem noticeably declined once physical sunscreens were added to the chemical sunscreens agents.

In 1992, Rosemary took maternity leave and Dr Jeremy Horton, who had also spent time at St John's, took over running the Contact Dermatitis Clinic. In 1993, Rosemary started the Occupational Dermatology Clinic at Monash Medical Centre and Jeremy continued running the Contact Dermatitis Clinic until 1997. Dr Margaret Oziemski also ran a Contact Dermatitis Clinic in 1994 and 1995, prior to spending time in London at both St John's which was now located at St Thomas' in 1996. She moved to Brisbane in 1997.

Dr Bruce Tate started monthly patch test clinics in 1996 and has been at the Foundation ever since - for over seventeen years! Rosemary had heard that Bruce had done a PhD in immunology prior to studying dermatology, mentioned to him that contact dermatology was indeed applied immunology- sowing the seed in his mind to develop a subspecialty interest in contact dermatitis. This was further nurtured by a registrar teaching session given by Perth dermatologist Leon Wall, on a visit to Melbourne.

Bruce's passion for laboratory research had burnt out, but part of his learning of the craft occurred by putting together a comprehensive set of patient information sheets on key allergens, which have been a successful tool for the Foundation in helping navigate patients through the complexity of their allergy testing. These are currently being updated and simplified by Dr Jenny Cahill. With funding from Schering Plough, he also co-wrote a pamphlet on plant contact reactions with

Michelle Adler, an academic botanist which was distributed to dermatologists and allergists. In 2007, a large case series on tea tree oil allergy was published, together with Dr Tim Rutherford.

Dr John Fewings started patch testing in 1997 and spent six months in Copenhagen in 1998, working with Professor Torkil Menne. Unfortunately John died suddenly in 2002. The Foundation honours his memory each year with the John Fewings Memorial Prize at the Australasian College of Dermatologists' Annual Scientific Meeting for the best talk in the Contact Dermatitis session.

Dr Mei Tam started her monthly clinic in 1999 which has also continued to this day, and has currently chalked up fourteen years of continuous service.

In 2001, Rosemary received some research funding and decided to transfer the fortnightly Occupational Dermatology Clinic from Monash to the Foundation, and to also establish a small research group, the Occupational Dermatology Research and Education Centre (ODREC). Kath Frowen was still in charge of patch testing at the Contact Dermatitis Clinic, but resigned to take on more research duties in 2002, although she continued being in charge of patch testing in the Occupational Dermatology Clinic.

Nurses who played a big role in the first decade of patch testing also included Margaret Pardon and Peggy Butt, and radiotherapist Robin Smale often helped out as well, especially when the CAMS® computer-based patch testing clinic tool was introduced and it was helpful to have someone load details into the computer.

In 2003, Amanda Palmer was employed at ODREC with a background in both nursing and health promotion, and also assisted with patch testing at the Occupational Dermatology Clinic.

In 2007 Kath left to continue running the patch test clinic at Monash Medical Centre, and more recently has established a new patch test clinic at The Alfred. Mandy took over as the nurse in charge of the Occupational Dermatology Clinic, while nurses at the Contact Dermatitis Clinic in the last decade have included Barb Ashton, Trish Coleman, Beth Bolger, Sue Byers, Suzette Foster and Noelene Gresswell, with Jane English always around to help out as needed.

In 2005 Dr Adriene Lee joined the Occupational Dermatology Clinic for two years prior to concentrating on running weekly patch test clinics at Monash Medical Centre, and then Dr Helen Saunders joined the team in 2006 until maternity leave supervened in 2009.

Overseas visitors who have participated in the clinic have included Dr Jason Williams from UK (2005-7) and Dr Danny Slodownik from Israel (2006-7). Dr Jenny Cahill joined the Occupational Dermatology Clinic in 2010 for a monthly clinic, combined with Rosemary. Adriene, Helen and Jenny have all worked as research fellows with ODREC.

Many of the clinics' achievements are intertwined with those of ODREC. Kath and Rosemary established the CAMS® database and clinic management tool while at Monash, so patch test data has been recorded from the Occupational Dermatology Clinic since 1993. The Skin & Cancer Foundation Inc Contact Clinic data was added from 2001. Visiting Thai dermatologist Dr Praneet Sajjachareonpong assisted greatly with data entry in 2002-3, while visiting Singaporean dermatologist, Dr Yishi Wang, helped with the identification of appropriate local allergens for the first ever Australian Baseline Series in 2009.

In 2011, Patchcams was developed by Mandy Palmer and IT expert Lesley Kennedy. Patchcams is a web-based version of the clinic tool and database, and it has been incredibly successful.

Also in 2011, the Contact Allergen Bank was established at the Foundation. Based on a Danish model, our nurses prepare individualised patch tests for patients which are posted out for dermatologists to apply. This has greatly facilitated patch testing for dermatologists, being particularly helpful for those in rural and remote areas or when unusual or rare allergens are needed for testing.

Dr Wei Lim became the first ever Australian trained dermatologist and allergist, and has established a patch test clinic at The Alfred in 2012, which Dr Emma Hiscutt has recently joined.

The patch testers have also formed a strong relationship with Dr Jonathon Tversky, who has worked at the Oral Mucosal Clinic at the Foundation since 1987. Jonathan has referred many patients with oral lichen planus for patch testing and surprisingly many relevant allergens have been found, culminating in the publication of the largest series of spearmint induced oral lichen planus ever published, together with Dr Shyamalar Gunatheesen.

With the retirement of renowned contact dermatologist Dr Susi Freeman from the Skin and Cancer Foundation Australia (Sydney, NSW) in 2009, together with the emergence of local enthusiastic patch testers mentored by Rosemary, and aided by the success of the database, Melbourne has become the epicentre of contact dermatitis in Australia. Rosemary is the spokesperson for the College on issues of contact dermatitis and her group has published over 100 scientific papers. The database now includes some 8000 patients.

As in many other areas of dermatology in Melbourne, the Foundation is the home for contact dermatologists and nurses, who meet regularly for Journal Clubs to discuss interesting cases and research projects.

We look forward to the next 25 years of patch testing at the Foundation!

Associate Professor Rosemary Nixon

publications and presentations

Associate Professor Chris Baker

Publications

- 2013** Baker CS, Foley PA, Braue A. Psoriasis uncovered - measuring burden of disease impact in a survey of Australians with psoriasis. *Australas J Dermatol*. 54 Suppl 1:1-6, 2013
- 2013** Mahar P, Foley P, Sheed-Finck A, Baker C. Legal considerations of consent and privacy in the context of clinical photography in Australian medical practice. *The Medical Journal of Australia*. 198:48-9, 2013
- 2013** Baker C, Cooper A, Chan J, Fischer G, Soyer P, Shumack S, Sidhu S, Wu J, Nash P, Rawlin M, Radulski B, Foley P. Treatment goals for moderate to severe psoriasis: An Australian consensus. *Australas J Dermatol*. 54: 148-54, 2013
- 2013** Tan E, Baker C, Foley P. Weight gain and tumour necrosis factor-alpha inhibitors in patients with psoriasis. *Australas J Dermatol*. In Press, 2013
- 2013** Mahar P, Baker C, Mar A, Foley P. Protecting the role of clinical photography in dermatology. *Australas J Dermatol*. 2013 Aug;54(3):238-9
- 2013** Dwyer K, Webb A, Furniss H, Anjou K, Gibbs-Dwyer J, McCombe D, Grinsell D, Dickinson G, Williams R, Russell P, Scott D, Baker C, Vogrin S, Langham R, Opdam H, Morrison W. First hand transplant procedure in Australia: outcome at 2 years. *Med J Aust* 2013; 199 (4): 285-287.
- 2013** Li J, Chong AH, Green J, Kelly R, Baker C. Mycophenolate use in dermatology: A clinical audit. *Australas J Dermatol*. 2013 Apr 10. doi: 10.1111/ajd.12042.
- 2012** Ormerod AD, Augustin M, Baker C, Chosidow O, Cohen AD, Dam TN, Garcia-Doval I, Lecluse LL, Schmitt-Egenolf M, Spuls PI, Watson KD, Naldi L. Challenges for synthesising data in a network of registries for systemic psoriasis therapies. *Dermatology*. 2012;224(3):236-43. Epub 2012 Jun 1.

Poster Presentations

- 2013** Baker CS, Foley PA, Braue A. Psoriasis uncovered - measuring burden of disease impact in a survey of Australians with psoriasis. Presented at Psoriasis 2013. 4th Congress of the Psoriasis International Network. Paris July 2013.

Presentations

- 2013** Baker C. Photodermatoses Down Under. 14th Annual Photodermatology Session, European Society for Photodermatology Symposium. At the European Academy of Dermatology and Venereology meeting. Istanbul October 2013
- 2013** Baker C. Side effects of Guidelines. Clinical guidelines and recommendations for psoriasis treatment. Psoriasis 2013. 4th Congress of the Psoriasis International Network. Paris July 2013.
- 2013** Baker C, Rubel D, Cook D, Bird P. Challenges in Psoriasis Therapy. Australasian College of Dermatologists Annual Scientific Meeting. Sydney May 2013
- 2013** Baker C. Managing biologics therapies in psoriasis. Australasian Dermatology Nurses Association annual meeting. Sydney May 2013

Associate Professor Peter Foley

Publications

- 2013** Baker CS, Foley PA, Braue A. Psoriasis uncovered - measuring burden of disease impact in a survey of Australians with psoriasis. *Australas J Dermatol*. 54 Suppl 1:1-6, 2013
- 2013** Mahar P, Foley P, Sheed-Finck A, Baker C. Legal considerations of consent and privacy in the context of clinical photography in Australian medical practice. *The Medical Journal of Australia*. 198:48-9, 2013
- 2013** Baker C, Cooper A, Chan J, Fischer G, Soyer P, Shumack S, Sidhu S, Wu J, Nash P, Rawlin M, Radulski B, Foley P. Treatment goals for moderate to severe psoriasis: An Australian consensus. *Australas J Dermatol*. 54: 148-54, 2013
- 2013** Tan E, Baker C, Foley P. Weight gain and tumour necrosis factor-alpha inhibitors in patients with psoriasis. *Australas J Dermatol*. In Press, 2013

-
- 2013** Mahar P, Baker C, Mar A, Foley P. Protecting the role of clinical photography in dermatology. *Australas J Dermatol.* 2013 Aug;54(3):238-9

Associate Professor Greg Goodman

Publications

- 2013** Sebaratnam DF, Lim AC, Lowe PM, Goodman GJ, Bekhor P, Richards S, 2013. Lasers and laser-like devices: Part two. *Australasian Journal of Dermatology*, DOI:10.1111/ajd.12111. In Press.
- 2013** Stewart N, Lim AC, Lowe PM, Goodman G, 2013. Lasers and laser-like devices: Part one. *Australasian Journal of Dermatology*, DOI: 10.1111/ajd.12034.
- 2012** Goodman G, 2012. Duckless Lips: How to Rejuvenate the Older Lip Naturally and Appropriately. *Cosmet. Dermatol*, 25:276-283.
- 2012** Goodman GJ, 2012. The Masseters and Their Treatment with Botulinum Toxin. In A. Carruthers and J. Carruthers (Eds.), *Botulinum Toxin, Third Edition (A Volume in the Procedures in Cosmetic Surgery Series) (Chapter 20)*. Saunders.
- 2012** Weiss AS, Goodman GJ, Lowe P, Lowe NJ, 2012. New and Novel Fillers. In A. Carruthers and J. Carruthers (Eds.), *Soft Tissue Augmentation, Third Edition (A Volume in the Procedures in Cosmetic Surgery Series) (Chapter 9)*. Saunders.
- 2012** Goodman GJ, 2012. Treating Scars: Addressing Surface, Volume and Movement to Optimize Results: Part 1. Mild Grades of Scarring. *Dermatologic Surgery*, DOI: 10.1111/j.1524-4725.2012.02434.x
- 2012** Goodman GJ, 2012. Treating Scars: Addressing Surface, Volume and Movement to Optimize Results: Part 2. More Severe Grades of Scarring. *Dermatologic Surgery*, DOI: 10.1111/j.1524-4725.2012.02439.x
- 2012** Goodman GJ, Morgan VA, Rutherford TJ, Upjohn EJ & Salmon PJM, 2012. International Perspective of Mohs Micrographic Surgery: Australia and New Zealand. In K. Nauri (Ed), *Mohs Micrographic Surgery* (pp.509-518).
- 2012** Goodman GJ, Halstead MB, Rogers JD, Borzillo D, Ryan E, Riley N and Wlodarczyk J, 2012. A software program designed to educate patients on age-related skin changes of facial and exposed extrafacial regions: the results of a validation study. *Clinical, Cosmetic and Investigational Dermatology*, 5:23-31.

Dr Alvin Chong

Publications

- 2013** Ng JC, Cumming S, Leung V, Chong AH. Accrual of non-melanoma skin cancer in renal-transplant recipients: Experience of a Victorian tertiary referral institution. *Australas J Dermatol.* 2013 Jun 28. doi: 10.1111/ajd.12072. [Epub ahead of print]
- 2013** Li J, Chong AH, O'Keefe R, Johnson PDR. The fish tank strikes again – Metachronous nontuberculous mycobacterial skin infection in an immunosuppressed host. *Aust. J. Dermatol.* 2013 Aug 29. doi: 10.1111/ajd.12094. [Epub ahead of print]
- 2013** Li J, Chong AH, Green J, Kelly R, Baker C. Mycophenolate use in dermatology: A Clinical Audit. *Australas. J. Dermatol.* 2013 April 10. Doi: 10.111/ajd.12042 [Epub ahead of print]

ORDEC

Publications (Journals)

- 2013** Gamboni SE, Nixon RL. Allergic contact stomatitis to dodecyl gallate and a review of the relevance of positive patch test results to gallates. *Australas J Dermatol* 54: 213-7.
- 2013** Lyons G, Roberts H, Palmer A, Matheson M, Nixon R. Hairdressers presenting to an occupational clinic in Melbourne, Australia. *Contact Dermatitis* 2013; 68: 300-306.
- 2013** Hannam S and Nixon R. How to Treat: Occupational contact dermatitis. *Australian Doctor*, 26 April 2013.
- 2013** Boyapati A, Tate B, Tam M, Nixon R. Allergic contact dermatitis from methylisothiazolinone: exposure from baby wipes causing hand dermatitis in carers *Australasian J Dermatol* May 29. doi: 10.1111/ajd.12062. [Epub ahead of print]
- 2013** Stefaniaks A, Du Pleiss J, John SM, Eloff F, Agner T, Chou T-C, Nixon R, Steiner M, Kudla I, Holness L. Guidelines for the in vivo assessment of skin properties in workplace settings: Part 1 Skin pH. *Skin Research and Technology*; 19:59-68.

publications and presentations

- 2013** Du Pleiss J Stefaniak A, Eloff F, Kudla I, Steiner M, Agner T, John S, Holness L, Nixon R., Chou T. Guidelines for the in vivo assessment of skin properties in workplace settings: Part 2: Transepidermal water loss and skin hydration. *Skin Research and Technology* Published online: 19 JAN 2013 DOI: 10.1111/srt.12037
- 2013** Christensson JB, Andersen KE, Bruze M, Johansen JD, Garcia-Bravo B, Gimenez Arnau A, Goh CL, Nixon R, White IR. An international multicenter study on the allergenic activity of air oxidised R-limonene. *Contact Dermatitis* 68:214-23.
- 2013** Lyons G, Nixon, R. Allergic contact dermatitis to acrylates in ECG monitoring electrodes. *Australas J Dermatol* 54: 39-40.
- 2013** Chow EC, Avolio AM, Freeman S, Konya J, Lee A, Sullivan J, Tate B, Tam M, Nixon R. Frequency of positive patch tests to preservatives: the Australian experience. *Australas J Dermatol*; 54: 31-35
- 2013** Gamboni SE, Simmons I, Palmer A, Nixon RL. Allergic contact dermatitis to indium in jewellery, detected through the use of the Contact Allergen Bank Australia. *Australas J Dermatol*; 54:139-40
- 2013** Holness DL, Beaton D, Harniman E, DeKoven J, Skotnicki-Grant S, Nixon R, Switzer-McIntyre S. Hand and upper extremity function in workers with hand dermatitis. *Dermatitis* 24: 131-6.
- 2013** Gamboni SE, Allen KJ and Nixon RL. Infant feeding, eczema and food allergies: A practical guide for dermatologists. *Australas J Dermatol* 54: 85-89
- 2012** Christensson JB, Andersen KE, Bruze M, Johansen JD, Garcia-Bravo B, Gimenez Arnau A, Goh CL, Nixon R, White IR. Air oxidised linalool- a frequent cause of fragrance contact allergy. *Contact Dermatitis* 67: 247-59.
- 2012** Keegel T, MacFarlane E, Nixon RL, LaMontagne AD. Provision of control measures for exposure of the hands to wet-working conditions in Australian workplaces. *Int Archives Occ Health* 2012; 18: 313-19.
- 2012** Lyons G, Keegel T, Palmer A, Cahill J, Nixon R. Occupational dermatitis in hairdressers: do they claim workers' compensation? *Contact Dermatitis* 2012; 68:163-168
- 2012** Bhahba F, Palmer A, Nixon R. Are reusable rubber gloves associated with latex allergy? *Contact Dermatitis* 2012; 67: 381-2
- 2012** Pan Y, Nixon R. Allergic contact dermatitis to topical preparations of bufexamac. *Australas J Dermatol* 2012; 53:201-10.
- 2012** Gunatheesen S, Tam M, Tate B, Palmer A, Nixon R. Retrospective study of oral lichen planus and allergy to spearmint oil *Australas J Dermatol* 2012; 55:224-228

Publications (Book Chapters)

- 2013** Hannam S, Webster M, Nixon R. Treatment of hand dermatitis with Grenz ray. In *Hand Eczema* ed Maibach, Lachapelle. Springer
- 2013** Nixon R and Diepgen T. Allergic contact dermatitis in Middleton's Textbook of Allergy. Springer 2013
- 2013** Allergic contact dermatitis and photoallergy. In Lebowitz MG, Heymann WR, Berth-Jones J, Coulson I. Eds *Treatment of Skin Disease. Comprehensive therapeutic strategies*. 3rd Edition. Springer 2013
- 2012** Sim M, Tan S, Nixon R. Malignant neoplasms of the skin. In "Occupational Cancers". Eds Sisko Anttila, Paolo Boffetta, Kurt Straif. Springer 2012
- 2012** Nixon R, Cahill J and Jolanki, R. Epoxy resins. In "Kanerva's Occupational Skin Diseases". Eds Thomas Rustomeyer, Peter Elsner, Swen Malte John, Howard Maibach. Springer 2012
- 2012** Nixon R, Cahill J and Jolanki, R. Polyester resins. In *Kanerva's Occupational Skin Diseases*". Eds Thomas Rustomeyer, Peter Elsner, Swen Malte John, Howard Maibach. Springer 2012

Ms Barbara Radulski

Publications

- 2013** Treatment Goals for moderate to severe psoriasis: An Australian consensus, *Australian Journal of Dermatology*, 2013, Baker C, Mack A, Cooper A, Fischer G, Shumack S, Sidhu S, Soyer P, Wu J, Chan J, Nash P, Rawlin M, Radulski B, Foley P
- 2013** Treatment Goals for moderate to severe psoriasis: An Australian consensus, *Australian Nursing Journal*, May 2013, Radulski B.
- 2013** Psoriasis The Emotional Impact, patient information booklet, Revised edition, P Foley, Radulski B.



Presentations

- 2013** August 2013, Tools to assess psoriasis and psoriatic arthritis, Inner Circle Meeting for Nurses, Sydney, NSW
- 2013** July 2013, International Psoriasis Council Preceptorship Program, Melbourne
- 2013** June 2013, Psoriasis patient education tools, Derm Connect International Specialist Nurse Group, Barcelona, Spain
- 2013** May 2013, Psoriasis Masterclass Preceptorship Program, SCF, Victoria
- 2013** May 2013, Skin School, Biologic Therapies for Psoriasis, SCF, Victoria
- 2013** April 2013, Psoriasis Masterclass Preceptorship Program, Brisbane, QLD
- 2013** March 2013, Psoriasis Masterclass Preceptorship Program, SCF, Victoria
- 2012** November 2012, Psoriasis Masterclass Preceptorship Program, SCF, Victoria
- 2012** September 2012, Psoriasis Masterclass Preceptorship Program, SCF, Victoria
- 2012** September 2012, Tools and Tips for Nursing Management of Moderate to Severe Plaque Psoriasis, Derm Connect International Steering Group, London, England
- 2012** December 2012, Psoriasis Comorbidities, Derm Connect International Specialist Nurse Group, Paris, France
- 2012** August 2012, Systemic Therapies for Psoriasis and PBS Eligibility, Registrars Training Day, Progress and Promise Conference, Sydney, Australia

Poster Presentations

- 2013** The effect of biologic treatment and body mass index in chronic plaque psoriasis patients, J. Yee, B. Radulski, G. Varigos, A. Braue, May 2013
- 2013** Assessment of cardiovascular risk in biologics patients with moderate to severe plaque psoriasis, J. Yee, B. Radulski, G. Varigos, A. Braue, May 2013

Susan Anderson RN

Presentations

- 2013** Inner Circle - an educational, interactive and informative meeting for Gastroenterology, Rheumatology and Dermatology Nurses. Member steering committee and expert nursing panel, co presenter with Associate Professor Chris Baker Biological therapies – adverse events and management strategies.
- 2013** L.I.N.K. Meeting - Specialist Nurses' Meeting, a combined meeting of Dermatology, Paediatric Endocrinology, PAH, Rheumatology, Dermatology and Haemophilia Nurses'. Member steering committee and co-presenter Different Worlds, similar challenges.
- 2013** Poster Presentation - Australasian Psoriasis Registry
- 2013** Presenter - Masterclass educational program

financial report

comparative statistics

2012/2013

2011/2012

clincs		
S&CF Inc. Patient Services	23,275	25,344
Occupational Derm / Contact Services	1,507	1,429
Photography Services	833	1,125
Total	25,615	27,898

education		
Number of sessions	55	54
Number of attendances	1,674	1,623
(Excludes community education)		

research - trials		
Number of clinical trials undertaken	13	16
Value of clinical trials (\$)	\$727,000	\$681,000

australian psoriasis registry		
Number of participating sites	22	11
Number of patients on registry	811	563

statement of financial performance

	2012/2013	2011/2012
revenue		
Medical fees	\$ 2,131,888	\$ 2,213,086
Pathology joint venture	\$ 807,611	\$ 938,274
Grants	\$ 796,534	\$ 734,736
Drugs and other trials	\$ 730,568	\$ 681,006
Other income	\$ 397,877	\$ 339,456
Rental income	\$ 258,380	\$ 236,507
Donations & fundraising	\$ 323,139	\$ 130,673
Conferences & meetings	\$ 84,726	\$ 85,030
Interest	\$ 82,968	\$ 42,124
Gain on revaluation of building	\$ 1,743,013	\$ ---
Total Revenue	\$ 7,356,704	\$ 5,400,892
expenditure		
Employee benefits expense	\$ 3,886,803	\$ 3,621,76
Other expenses	\$ 1,245,134	\$ 885,317
Finance costs	\$ 284,589	\$ 273,649
Medical/photographic supplies	\$ 231,649	\$ 243,472
Depreciation expense	\$ 232,619	\$ 234,779
Total Expenditure	\$ 5,880,794	\$ 5,258,978
Operating Profit	\$ 1,475,910	\$ 141,914
Other Income/(Expenditure)	\$ ---	\$ ---
Net Profit/(Loss)	\$ 1,475,910	\$ 141,914
Other Comprehensive Income/(Expenditure)	\$ (140,000)	\$ 1,000,000
Total Comprehensive Profit/(Loss)	\$ 1,335,910	\$ 1,141,914

financial report

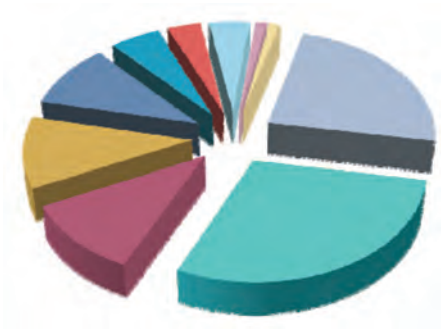
statement of financial position as at 30 june 2013

	2012/2013	2011/2012
assets		
Property, plant and equipment	\$ 10,742,425	\$ 9,260,033
Cash and cash equivalents	\$ 1,605,151	\$ 1,421,836
Trade and other receivables	\$ 248,445	\$ 234,119
Other assets	\$ 165,080	\$ 40,142
Total Assets	\$ 12,761,101	\$ 10,956,130
liabilities		
Borrowings	\$ 3,954,740	\$ 4,162,078
Trade and other payables	\$ 642,118	\$ 428,979
Employee benefits	\$ 335,804	\$ 294,032
Total Liabilities	\$ 4,932,662	\$ 4,885,089
Net Assets	\$ 7,828,439	\$ 6,071,041

Full audited accounts are available on request or can be downloaded from our website.

The auditors for Skin & Cancer Foundation Inc. are Nexia Melbourne.

financial visual diagrams



revenue

- Medical Fees
- Pathology joint venture
- Grants
- Drugs and other trials
- Other income
- Rental income
- Donations & fundraising
- Conferences & meetings
- Interest
- Gain on revaluation of building



expenditure

- Employee benefits expense
- Other expenses
- Finance costs
- Medical/photographic supplies
- Depreciation expense



assets

- Property, plant and equipment
- Cash and cash equivalents
- Trade and other receivables
- Other assets



liabilities

- Borrowings
- Trade and other payables
- Employee Benefits

financial report

financial commentary

The Foundation finished the year with an overall total comprehensive profit of \$1.336 million.

This was principally realised by the net revaluation of land and buildings

The 2012/2013 financial year produced an operating deficit of \$136,000 (after internal adjustments from Reserves).

This compares to the previous year when an operating surplus of almost \$142,000 was achieved.

In spite of increases in revenue from trials, and fund raising, the primary factors contributing to this operating loss were

- | | |
|---|--------|
| • Reduction in medical fees | \$82K |
| • Reduction in Pathology JV income | \$131K |
| • Substantial maintenance related to air-conditioning repairs, water damage and general repairs | \$55K |

Other causes included an increase in the cost of trials staff, delays in commencement of trials, costs associated with accreditation and preparation for Day Centre approval.

Excluding the revaluation of the building, operating revenue increased from \$5.4 mil to \$5.6mil. Nevertheless, expenditure rose from \$5.26 mil to \$5.88mil.

This year included negotiation of a new four year enterprise agreement for nurses which will be finalised early in the next financial year, and a detailed operations review to reduce costs (which is ongoing).

As the Nurses EBA is required to be back dated to 1 July 2012, nursing salaries were increased from that date to cover a substantial portion of the estimated increase under the new agreement. This will reduce back pay in 2013/2014.

The Foundation sought expressions of interest for its banking and loan facilities. This work has now been completed and a new agreement will commence in late October 2013 as the old agreement matures.

The new finance facilities provided by ANZ Private will see a reduction in the cost of banking services, lower rate of interest on the property loan and significant value adds as a result of a business partnership with our new provider, ANZ Private.

The Foundation's 2013/2014 operating budget does reveal a return to a modest surplus.


The budget will be reviewed again in December 2013, following the introduction of the new Day Centre and associated activities. Our Day Centre will improve revenue and provide health insured patients with minimal or no out of pocket expenses (based on their level of insurance) for surgical procedures.

medical photography

Medical Photography provides clinical imaging and support to our research, educational and clinical services.

We work closely with dermatologists, surgeons and allied health care professionals to deliver high quality clinical photography. We document and monitor a wide range of conditions seen at the specialised clinics at the Foundation, and patients referred in by dermatologists and GPs.

Our photographers are highly qualified and hold a degree (B. App Science (Photography)) and are members of AIMBI (Australian Institute of Medical & Biological Illustrators) and IPT (Institute of Photographic Technology). Additionally our team has completed further specialist training to be qualified as medical photographers.



The main areas of our Medical Photography service include melanoma surveillance photography (mole mapping), scalp photography and general clinical photography. The service helps the doctor and patient documenting the condition as a baseline and assists in monitoring the effectiveness of treatment.

Patients can be referred directly by a dermatologist or GP. We provide a high quality photographic service that can be tailored to the needs of the doctor and patient, whether it is for a patient's record, presentation or publication.

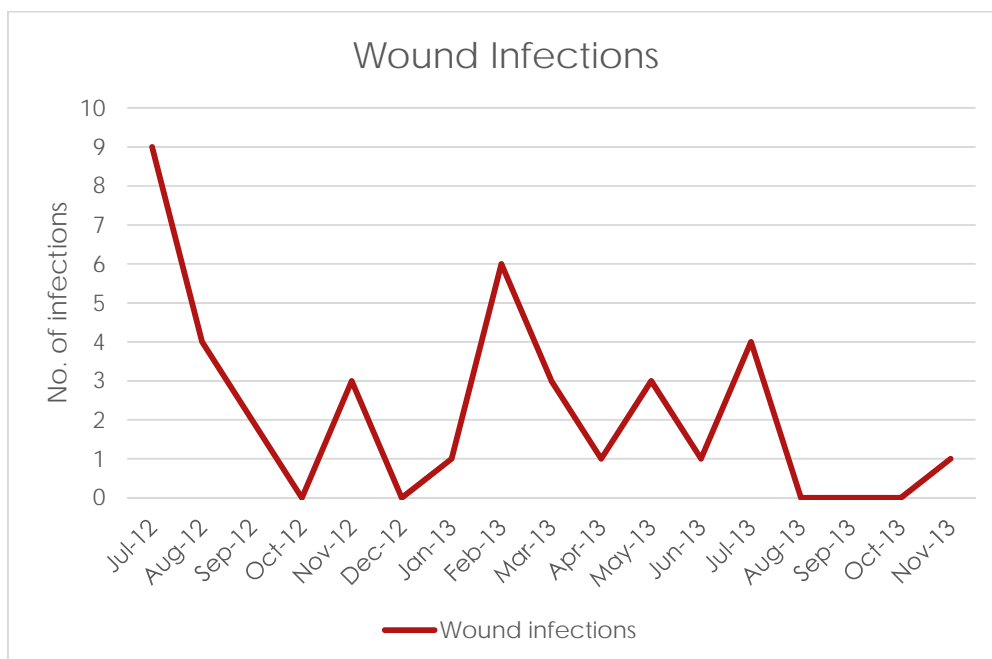
The benefits for our members and GPs?

- Trained medical photographers
- Lower costs for the patient - both for the service & photographs, and follow-up with dermatologist or GP as those will be claimable or partially claimable.
- Shorter waiting times - patients usually get an appointment very quickly
- All female staff in photography – important to many female clients

Call the unit on (03) 9623 9400.

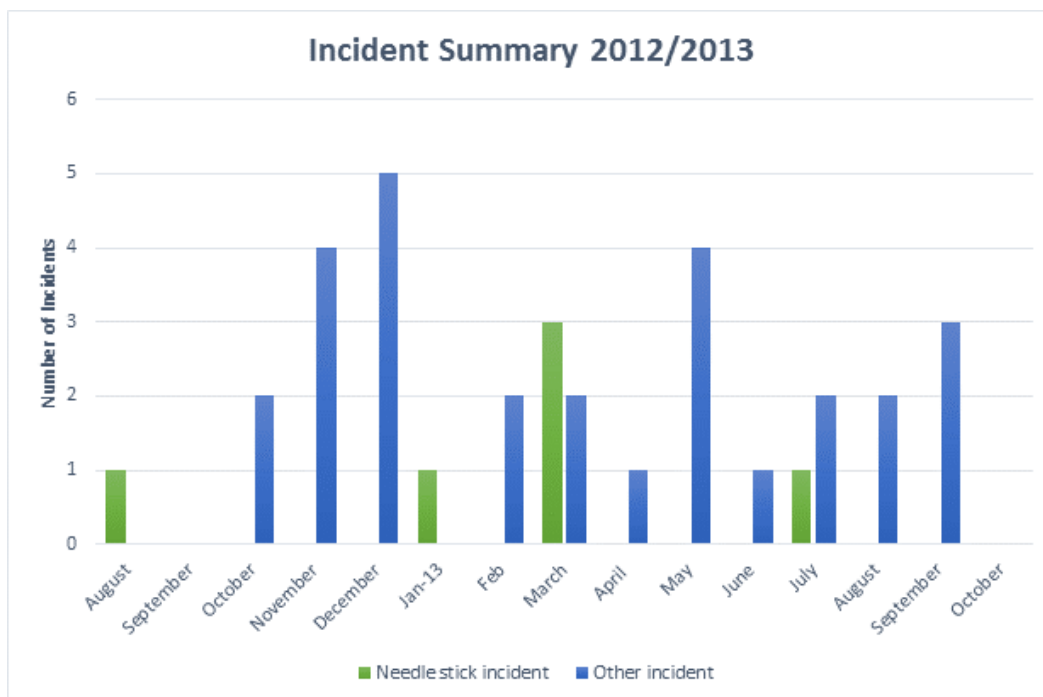
Infection rates 2012/2013

The Skin & Cancer Foundation Inc remains committed to ensuring you receive quality health care. Over the past twelve months, we have had 35 infections recorded from 23,275 patient services provided. Our team aims to improve on that figure for 2013/2014 through regular review of infection control practice and increased supported education for patients.



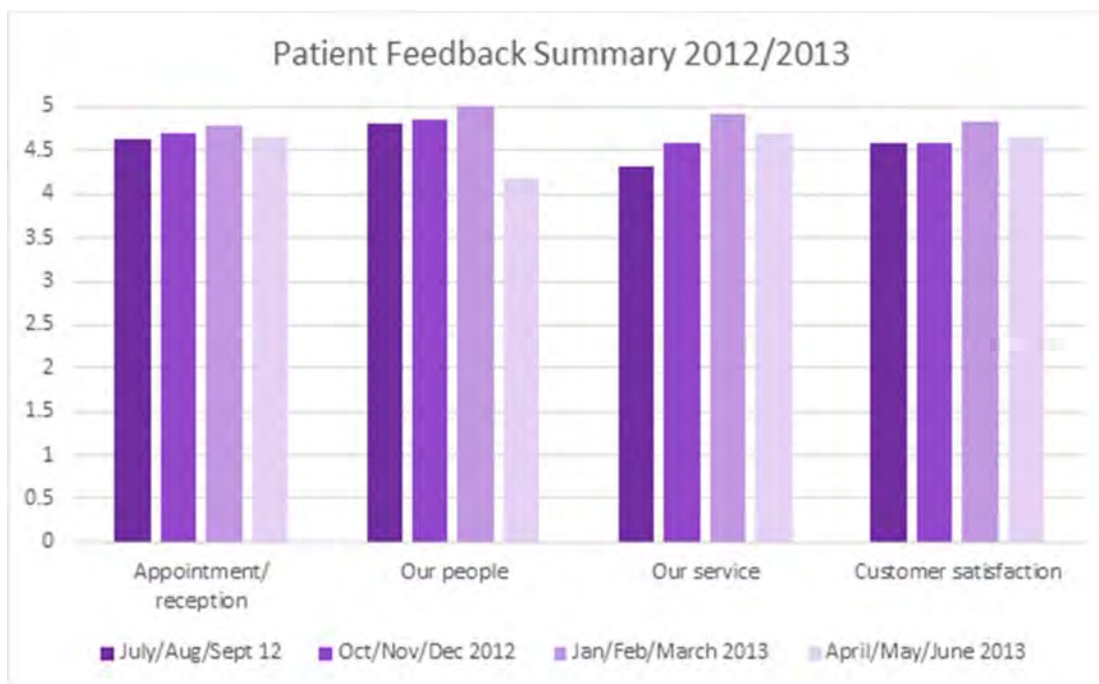
Incident rates 2013/2013

The Skin & Cancer Foundation Inc introduced a new policy at the commencement of 2013, to improve both reporting standards and, ultimately, to decrease overall incidents. Over the period of the last financial year, over 2,500 surgical procedures have been performed. Incident rates also include any other occurrences requiring response and action.



Customer feedback

Our feedback forms are located in each of the waiting rooms and on-line access will be incorporated into our new website. We invite all visitors to share their experience of the Foundation, our service and team. Our Patient and Customer Services Manager is available should you wish to speak to a senior staff member.



patient feedback

**"All of the professional
and other staff at
the Foundation were
fantastic."**

- Patient feedback

**"Very impressive
care, kindness &
professionalism.
Many, many thanks."**

- Patient feedback

**"Such a patient
friendly facility."**

- Patient feedback

**"I do hope that I won't
have to attend your clinic
again but, if I do, I know I
will be in the very
best of care."**

- Patient feedback

**"Thank you to (the)
doctors and nurses
for their kindness and
excellent attention."**

- Patient feedback

**"Everyone is friendly
and supportive - the
explanation & information
is excellent."**

- Patient feedback

**"Everyone I came
into contact with was
exceptional."**

- Patient feedback

**"All staff were all worthy
of a special mention.
Can't complain about
anything."**

- Patient feedback

**"In today's world it is
extremely unusual to find so
many people in one place that
are so friendly, helpful and
professional - not some of the
time, but all of the time."**

- Patient feedback

supporters

The support of our many volunteers, individuals, philanthropic groups, other organisations and the corporate sector is critical to the success of the Skin & Cancer Foundation Inc. We really appreciate their generosity and support.

We must also thank our member dermatologists, many of whom donate their valuable time to provide clinical services, teach, contribute to our education programs, and conduct world-class research.

Altogether, these contributions enable us to achieve significant advances in the treatment, education and research into skin health. The Skin & Cancer Foundation Inc is a not for profit foundation that has Deductible Gift Recipient (DGR) status. We are also an Income Tax Exempt Charity (TEC).

Finally the Foundation wishes to give special thanks to MBE, Queen Street, Melbourne for their generous support in designing this annual report and their assistance with all Foundation collateral design.





Johnson & Johnson Pacific

Lander & Rogers
Lawyers



melbourneskinpathology



THE WILLIAM ANGLISS
CHARITABLE FUND



Wyeth®

Skin & Cancer Foundation Inc
Level 1/80 Drummond Street
Carlton VIC 3053
t: +61 3 9623 9400
f: +61 3 9639 3575
e: info@skincancer.asn.au
w: www.skincancer.asn.au

ABN. 58 895 584 259 | Registered Charity A 12501